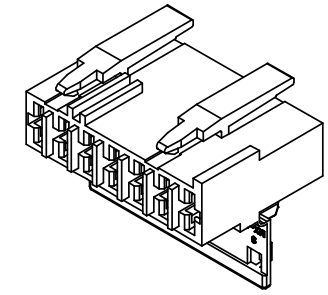
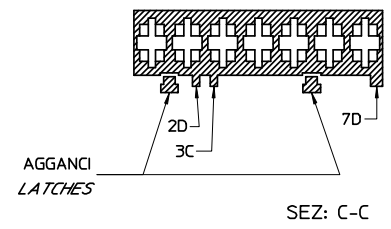
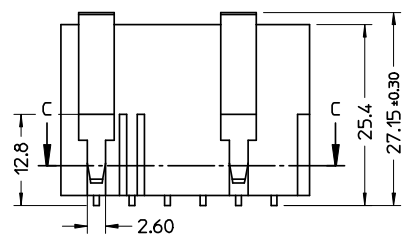
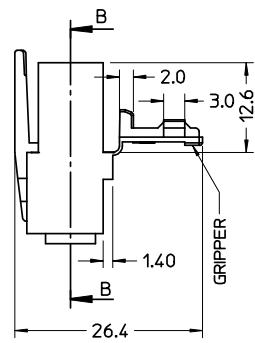
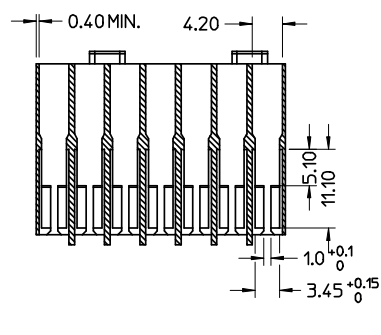
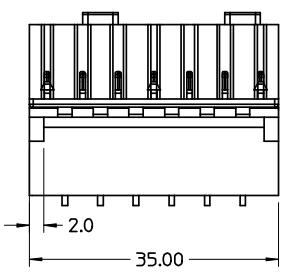


Dettaglio1
SCALA 5:1

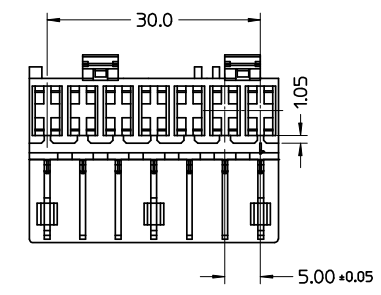
CONFIGURAZIONE POLARIZZAZIONI
POLARIZATION CONFIGURATION



- NOTE:
- USATO CON TERMINALE 94518-0XXX E 94549-0XXX
 - SPECIFICA DI RIFERIMENTO PER IL CONNETTORE PS-94550-001
 - PER CARATTERISTICHE DI CRIMPATURA RIF. SD-94518-005 E SD-94549-001
 - FORZA DI DISACCOPIAMENTO CONNETTORE (TRAZIONANDO DAI CAVI SENZA AZIONARE L'AGGANCI): 60 N MIN.
 - SPESSORE MINIMO PARETI CONNETTORE 0.40 mm.



- NOTE:
- USED WITH TERMINALS 94518-0XXX AND 94549-0XXX
 - REFER TO PS-94550-001 FOR CONNECTOR SPECIFICATION
 - REFER TO SD-94518-005 FOR AND SD-94549-001 CRIMPING CHARACTERISTICS
 - CONNECTOR DISENGAGEMENT FORCE (PULLING BY THE WIRES, WITHOUT ACTUATING THE LATCH): 60 N MIN.
 - MINIMUM CONNECTOR WALL THICKNESS 0.40 mm.



P/N	MATERIAL/COLOR
94550-8007	NYLON 6.6 V2 NATURAL
94550-4007	NYLON 6.6 GWT 750 °C sec.IEC 60335-1 TEST METHOD IEC 60695-2-11 NATURAL

CONFEZIONE: Box da 900 Pz.
PACKAGING: 900 pcs in carton box

SPQ =900

Std. Descr: 'HSG W/SEC LOCK AND LATCHES 7 CKT _____ COLOR'

EC NO: Z2006-0056 DRWN:FGOTTARD2005/10/14 CHKD:RSANDANO2005/10/14 APPR:GZUIN 2005/10/17	QUALITY SYMBOLS	GENERAL TOLERANCES (UNLESS SPECIFIED)	SCALE 2:1	DESIGN UNITS METRIC	FIRST ANGLE PROJECTION	REVISE ON CAD ONLY
	0 0		mm INCH	DIMENSION STYLE MM ONLY		TITLE HSG 7 CKT WITH SEC.LOCK AND EXTERNAL LATCH
		4 PLACES	± --- ± ---	DRAWN BY FGOTTARD DATE 2004/12/01		
		3 PLACES	± --- ± ---	CHECKED BY RSANDANO DATE 2004/12/01		
		ANGULAR ± 2 °	APPROVED BY GZUIN DATE 2004/12/01		MOLEX INCORPORATED MATERIAL NO. SEE TABLE DOCUMENT NO. SD-94550-015 SHEET NO. 1 OF 1	
		DRAFT WHERE APPLICABLE	THIS DRAWING CONTAINS INFORMATION THAT IS PROPRIETARY TO MOLEX INCORPORATED AND SHOULD NOT BE USED WITHOUT WRITTEN PERMISSION			
		MUST REMAIN WITHIN DIMENSIONS	A2			