

PRODUCT NUMBER
75188-XXX-XXLF

ROHS COMPLIANT & COMPATIBLE,
SEE NOTE 8

NUMBER OF CONTACTS 02 TO 18
PIN STYLE SEE TABLE

- PLATING:
- 1 = 0.76µm FULL GOLD
 - 3 = 2µm MIN MATTE TIN FULL PLATED
 - 8 = 0.38µm FULL GOLD
 - 1.27µm MIN NICKEL UNDERPLATING

NOTES:

1. HOUSING MAT'L : HIGH TEMPERATURE THERMOPLASTIC
FLAME RETARDANT PER UL94-V0, COLOR BLACK.

2. PIN MATERIAL : PHOSPHOR BRONZE.

3. DIM 1.27^{+0.03}-0.13 FOR MOULDED SIDE(S)
ONLY. IF SIDE(S) ARE BROKEN, DIM 1.02
TO 1.7 MAX APPLIES.

4. PIN PUSH OUT FORCE : 12N MIN.

5. PRODUCT PACKAGED IN POLY BAGS.

6. TO DETERMINE DIMENSIONS :
N = NUMBER OF CONTACTS

7. FOR STANDARD SELECTIVE GOLD PLATED
PRODUCTS, SEE DRAWING 77312

8. ROHS COMPATIBLE PRODUCT SPECIFICATIONS

a - "LF" MEANS THE PRODUCT IS LEAD-FREE

b - MANUFACTURING PROCESS COMPATIBILITY

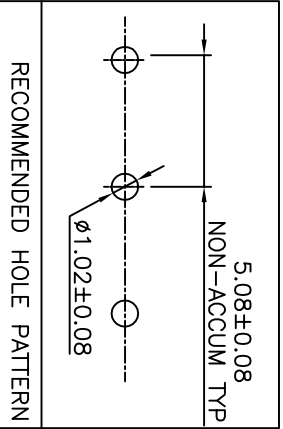
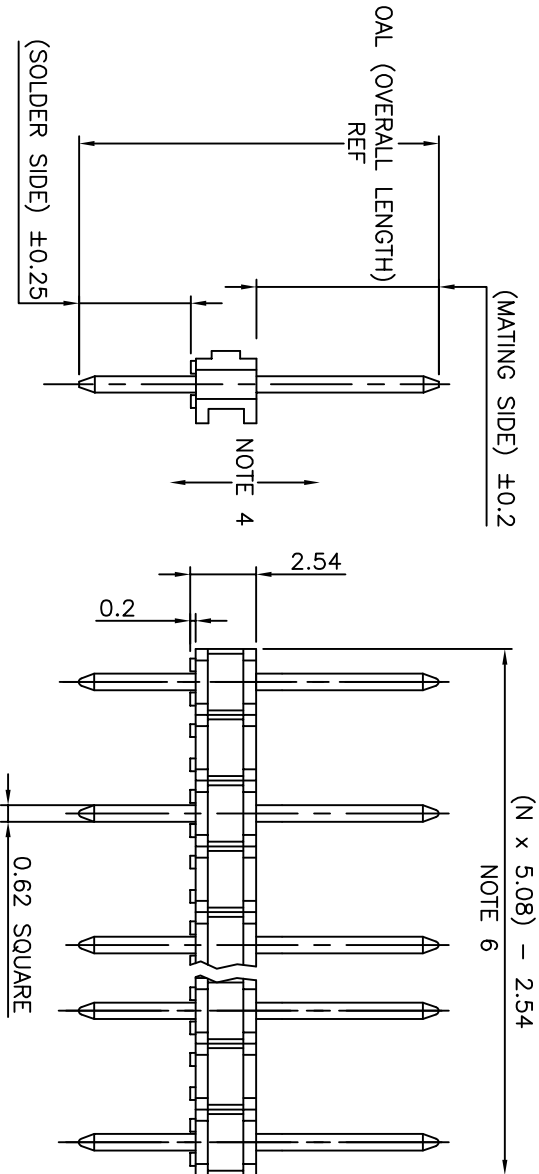
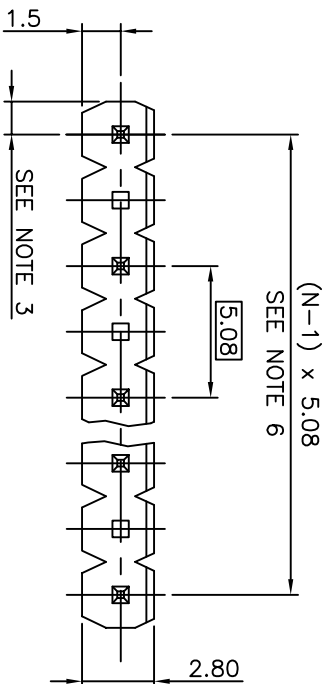
- THE HOUSING WILL WITHSTAND EXPOSURE TO
260°C ±5°C SOLDER BATH TEMPERATURE FOR
5 SECONDS IN A WAVE SOLDER APPLICATION
WITH A 1.6mm MIN THICK CIRCUIT BOARD.

c - LABELING:

- MEETS PACKAGING SPECS AS PER GS-14-920

d - LEGAL STATEMENT: SEE GS-47-0004

PIN STYLE	PRODUCT DIMENSIONS		
	"A" ±0.15	"B" ±0.2	OAL REF
01	5.72	2.54	10.8
02	5.84	3.43	11.81
03	5.72	5.08	13.34
06	5.72	12.7	20.96
15	8.51	2.54	13.59
18	5.72	3.05	11.3
19	12.83	3.05	18.42
25	8.51	3.17	14.22
28	6.6	4.2	13.34
30	22.61	3.43	28.58
37	27.62	3.5	33.66



mat'l. code		surface		tolerance		projection		product family	
ltr	ecn no	dr	date	ISO 1302	ISO 406	ISO 1001	mm	title	BERGSTIK
M	F10076	JMC	91.02.25	tolerances unless otherwise specified	X ±0.3		mm	HEADER SR,STR	
N	F05-0198	LWU	05.05.04	linear	xx ±0.15		mm	5.08mm PITCH	
P	F06-0198	LWU	06.06.20	xxx ±0.05			scale 5:1		
R	B-19264	LWU	14.10.31	dr	LWU LIN	05.05.04		dwg no	75188
				engr	JMC	05.05.04		sheet 1 of 1	A3
				ch				size	
				appt	JMC	05.05.04		type	CUSTOMER
				sheet				Drwning	
				index					