

THIS DRAWING IS UNPUBLISHED. RELEASED FOR PUBLICATION
 © COPYRIGHT BY TYCO ELECTRONICS CORPORATION. ALL RIGHTS RESERVED.

LOC		DIST		REVISIONS			
AD	00	P	LTR	DESCRIPTION	DATE	DWN	APVD
		B		ECR-12-016821	24DEC12	W.W	C.W

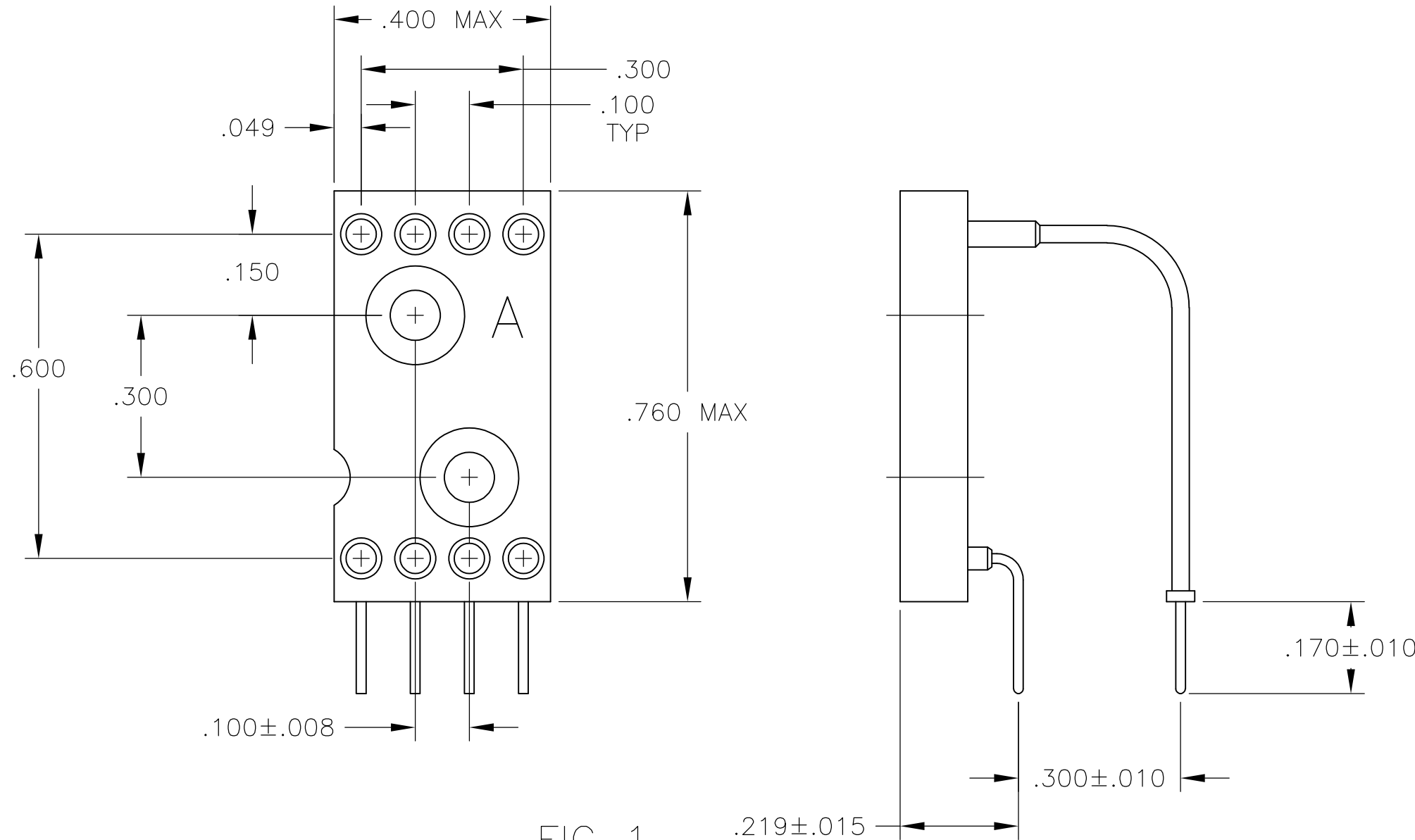


FIG 1
508-AG8D

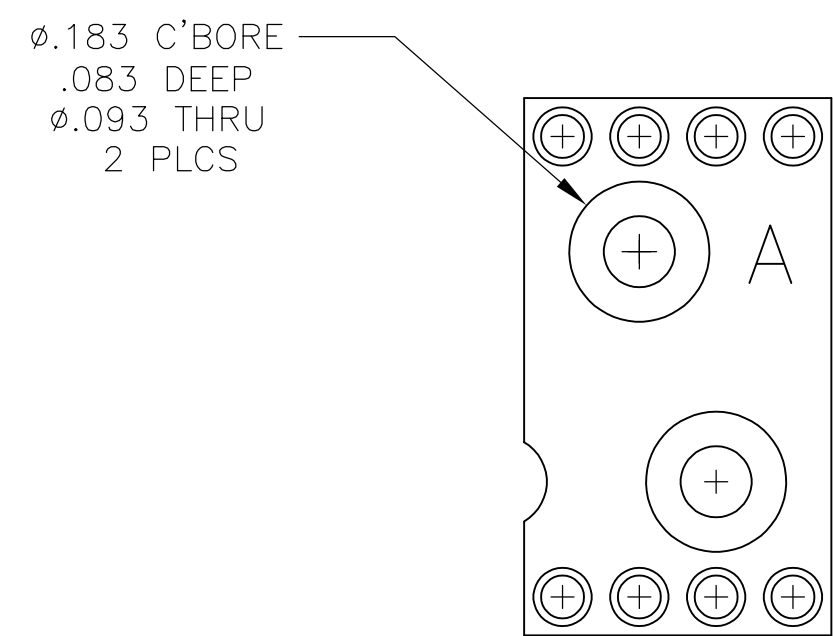


FIG 2
508-AG4F

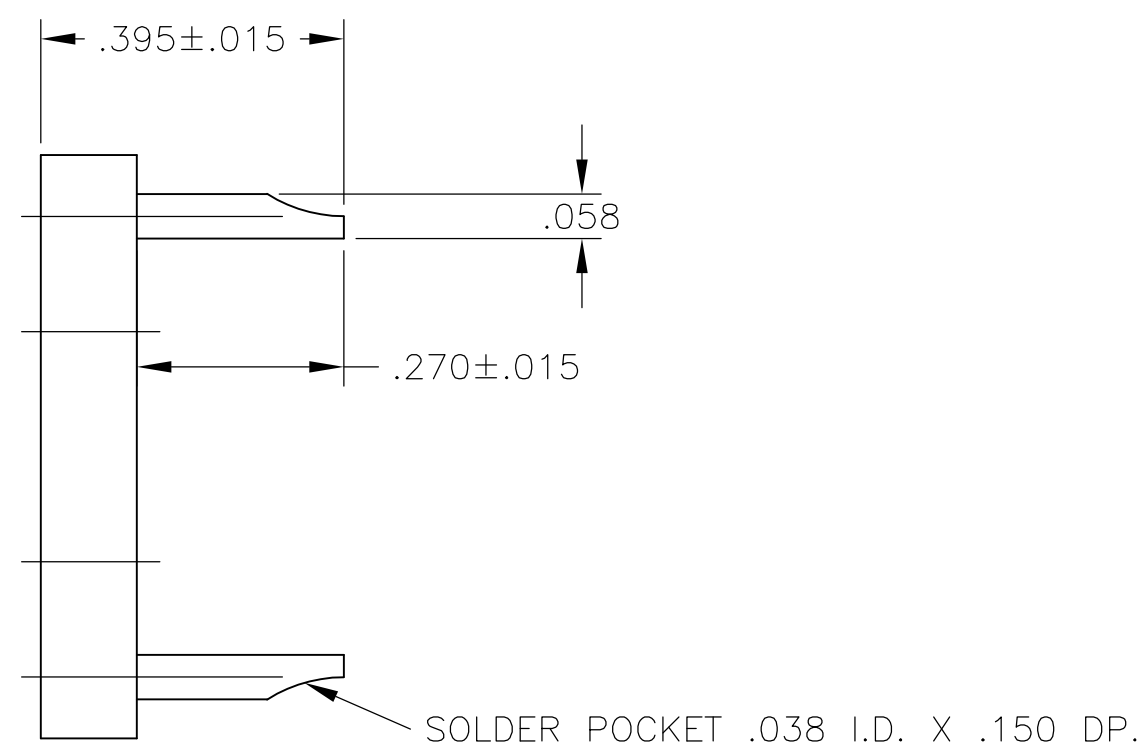
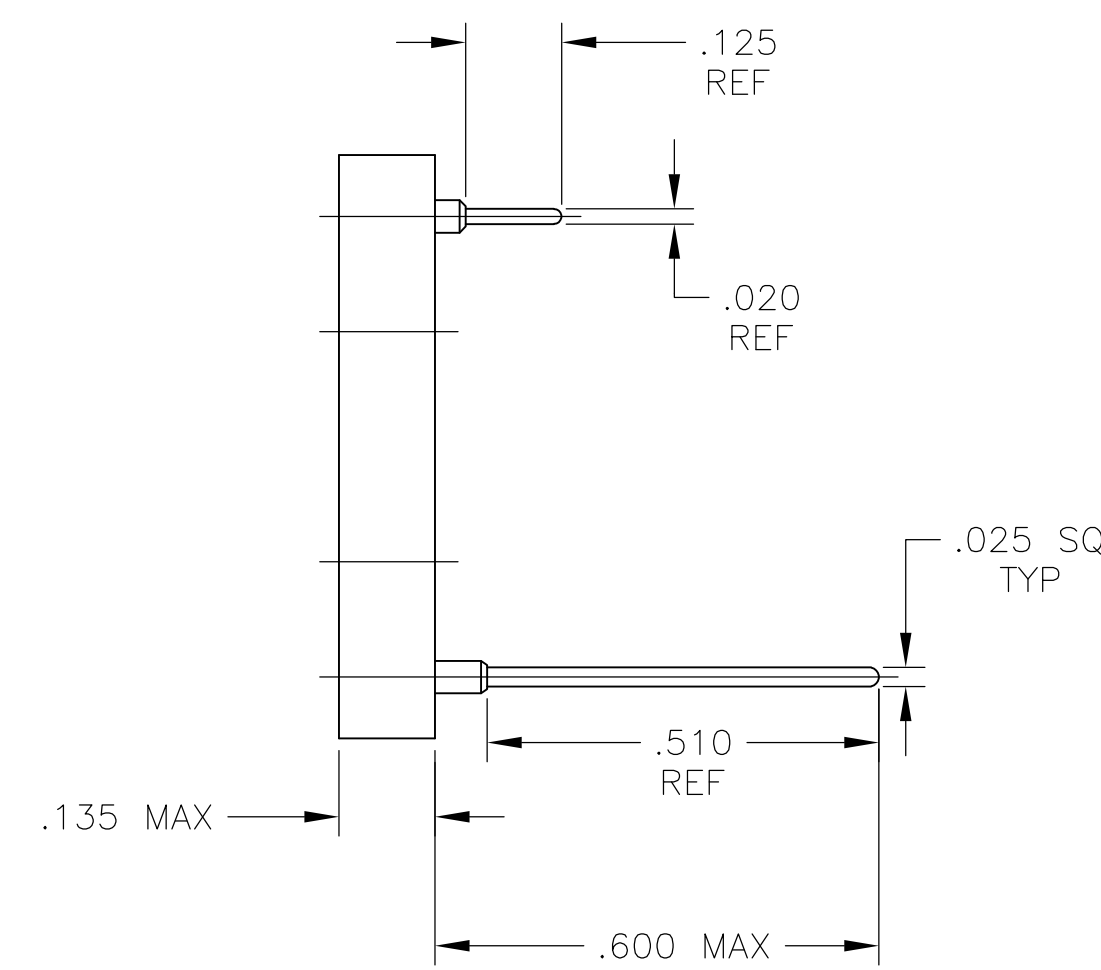


FIG 3
508-AG4A

OBSOLETE	RIGHT ANGLE MTG. PRINTED CIRCUIT	508-AG8D-LF	-1825412-1-
	HORIZONTAL MTG. PRINTED CIRCUIT	508-AG4D-LF	9-6437529-4
	HORIZONTAL MTG. SOLDER POCKET	508-AG4A-LF	9-6437529-3
	RIGHT ANGLE MTG. PRINTED CIRCUIT	508-AG8D	9-1437529-7
	HORIZONTAL MTG. PRINTED CIRCUIT	508-AG4D	9-1437529-4
	HORIZONTAL MTG. WIRE WRAP	508-AG4F	9-1437529-5
	HORIZONTAL MTG. SOLDER POCKET	508-AG4A	9-1437529-3
	HORIZONTAL MTG. WIRE WRAP	508-AG36F	N/A
	DESCRIPTION	AUGAT PART NUMBER	TE PART NUMBER

1 MATERIAL AND FINISH:
 INSULATOR: THERMOPLASTIC POLYESTER, UL 94V-0, BLACK
 CONTACT: BERYLLIUM COPPER GOLD OVER NICKEL PLATE
 SLEEVE: BRASS TIN PLATE
 SLEEVE G36F ONLY: BRASS, GOLD OVER NICKEL PLATE

THIS DRAWING IS A CONTROLLED DOCUMENT.		DWN M.BINNER 05OCT2005	Tyco Electronics Corporation Harrisburg, PA 17105-3608	
DIMENSIONS: INCHES		CHK K.DEBOCK 06OCT05	NAME	
TOLERANCES UNLESS OTHERWISE SPECIFIED:		APVD K.DEBOCK 06OCT05	L.E.D. SOCKET ASSEMBLY	
0 PLC ± -		PRODUCT SPEC	SIZE CAGE CODE DRAWING NO RESTRICTED TO	
1 PLC ± -		APPLICATION SPEC	A2 00779 C-9-1437529-3	
2 PLC ± -			SCALE 1:1 SHEET 1 OF 1 REV B	
3 PLC ± .005				
4 PLC ± -				
ANGLES ± 1°				
MATERIAL 1		WEIGHT -		
FINISH -		CUSTOMER DRAWING		