

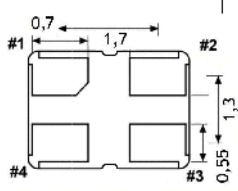
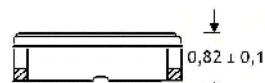
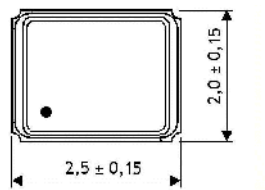


Clock Oscillator SMD-version

+3,3V

model	KXO-V95T		
frequency	14,318180 MHz		
frequency stability at -40 ~ + 85°C	± 50 ppm		
operating temperature	-40 ~ + 85°C		
storage temperature	-40° ~ +85°C		
symmetry	40% ~ 60% at 50% V _{DD} level		
rise & fall time max.	10 ns (10% V _{DD} ~ 90% V _{DD} level)		
"0" level max.	VOL: 10% V _{DD}		
"1" level min.	VOH: 90% V _{DD}		
input voltage V _{DD}	+3,3V ±5%		
tri-state control voltage (Pin#1)	VIH: V _{DD} x 0,7 min. VIL: V _{DD} x 0,3 max.		
supply voltage	-0,5V ~ +7,0V		
input current max.	4,0 mA typ., 6,0 mA max.		
output load max.	15pF (HCMOS)		
start up time max.	10 ms		
disable delay time max.	150 ns		
enable delay time max.	10 ms		
stand by current max.	50 µA (Pin #1=VIL)		
jitter	deterministic jitter	5ps max.	norm 1-sigma 7ps max.
	random jitter	7ps max.	peak to peak 40ps max.
contents of reel	1000 pcs		
part no.	12.95543		

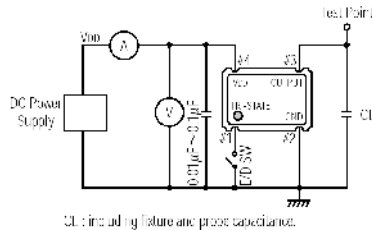
Dimensions (mm):



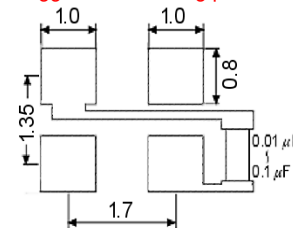
PIN	CONNECTION
1	"L" OPEN or "H"
2	GND
3	Z OUTPUT
4	V _{DD}

Z: high impedance

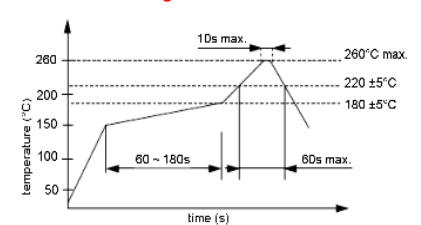
Test circuit:



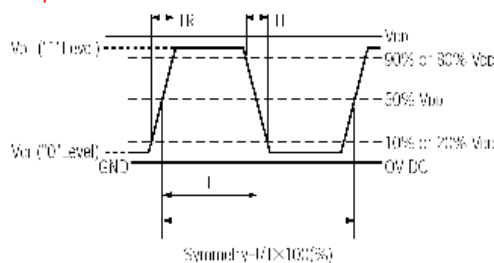
Suggested soldering pad:



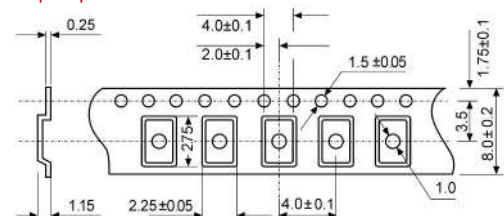
Reflow soldering condition:



Output waveform:



Tape specification:



reel diameter 245 mm