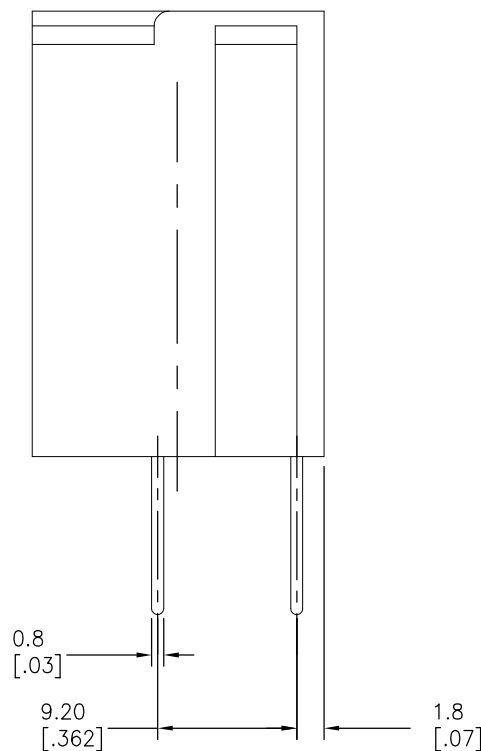
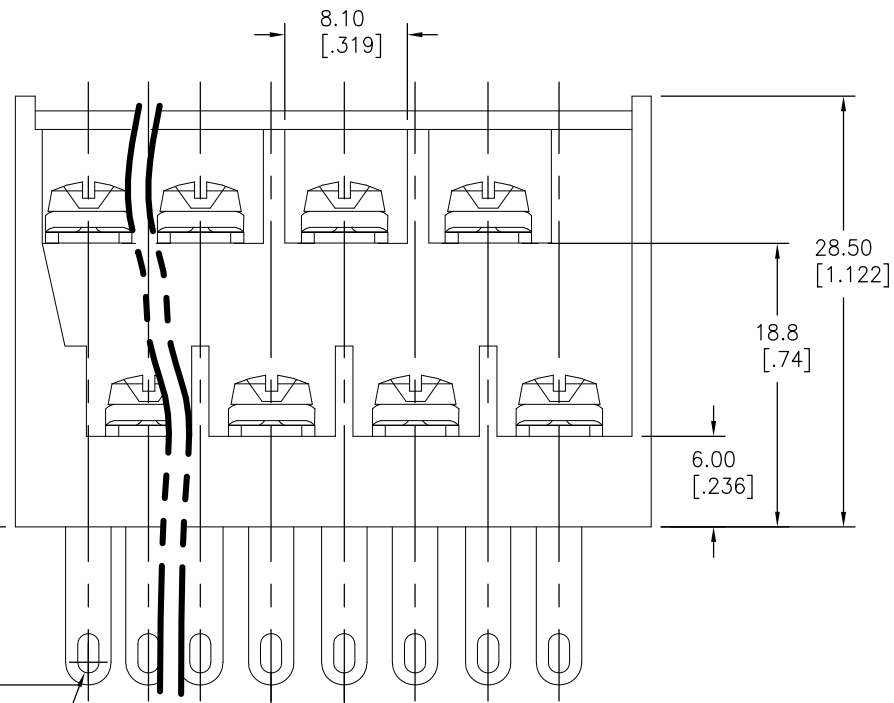
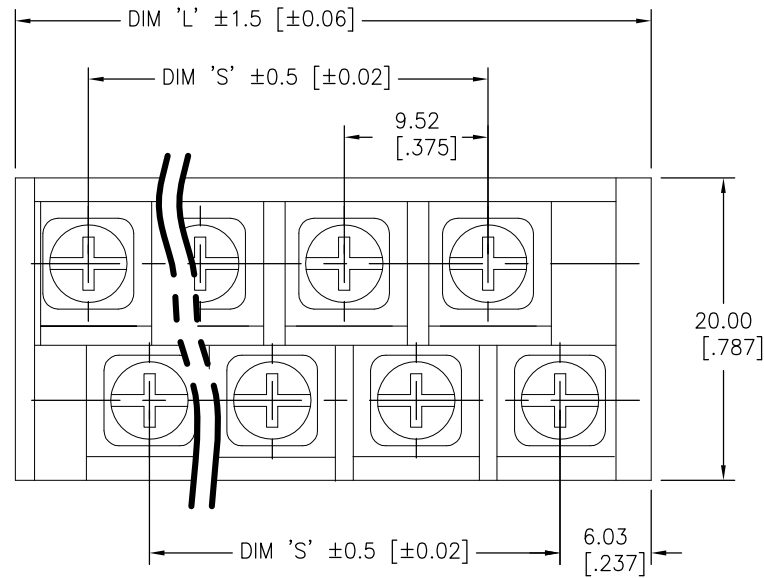


# PART NUMBERING CONSTRUCTION

## EM7187XX

NO. OF POLES (PER ROW)  
2 THRU 16



PART NO.	# POS.	DIM. "L"	DIM. "S"	PART NO.	# POS.	DIM. "L"	DIM. "S"
EM718702	2	26.3 [1.04]	9.5 [0.37]	EM718714	14	141 [5.55]	124 [4.88]
EM718703	3	35.8 [1.41]	19.1 [0.75]	EM718715	15	150 [5.91]	133 [5.24]
EM718704	4	45.4 [1.79]	28.6 [1.13]	EM718716	16	160 [6.30]	143 [5.63]
EM718705	5	54.9 [2.16]	38.1 [1.50]	EM718717	17	169 [6.65]	152 [5.98]
EM718706	6	64.4 [2.54]	47.6 [1.87]	EM718718	18	179 [7.05]	162 [6.38]
EM718707	7	73.9 [2.91]	57.2 [2.25]	EM718719	19	188 [7.40]	172 [6.77]
EM718708	8	83.5 [3.29]	66.7 [2.63]	EM718720	20	198 [7.80]	181 [7.13]
EM718709	9	93.0 [3.66]	76.2 [3.00]	EM718721	21	207 [8.15]	191 [7.52]
EM718710	10	103 [4.06]	85.7 [3.37]	EM718722	22	217 [8.54]	200 [7.87]
EM718711	11	112 [4.41]	95.3 [3.75]	EM718723	23	226 [8.90]	210 [8.27]
EM718712	12	122 [4.80]	105 [4.13]	EM718724	24	236 [9.29]	219 [8.62]
EM718713	13	131 [5.16]	114 [4.49]	EM718725	25	245 [9.65]	229 [9.02]

PART NO. <b>EM7187XX-SALES</b>		PLANT DISTRIBUTION CODE <b>56 U</b>	
REV #	REVISIONS	DATE	APPR.
0	RELEASED FOR PRODUCTION ECN-BU03063 KM	03-05 2003	
A	CONTROL TRANSFERRED TO DIVISION FROM CBC * UPDATED TITLEBLOCK * ECN-SB03173 JG	6-12 2003	

### SPECIFICATIONS:

RATING: 20A, 300VAC  
 CENTER SPACING: 9.52 [0.375]  
 HOUSING MATERIAL: P.B.T.(UL94V-0), BLACK  
 CONTACT MATERIAL: BRASS, TIN PLATED  
 SCREW: NICKEL PLATED STEEL  
 WIRE SIZE: #14-22AWG  
 OPERATING TEMPERATURE: -40°C TO +120°C  
 RECOMMENDED PCB HOLE DIAMETERS: 1.3 [.051]  
 AGENCY APPROVALS: PENDING

TOLERANCES UNLESS OTHERWISE SPECIFIED			THIRD ANGLE PROJECTION	DESIGN UNITS Metric/English
METRIC	ENGLISH	FRACTIONAL TOL ±1/64 IN		CREATED USING AUTOCAD
1 PL DEC.=±0.25 2 PL DEC.=±0.13	2 PL DEC.=±.01 3 PL DEC.=±.005	ANGULAR TOL= ±1' ANGULAR TOL 1PL=±0.5'		

COPYRIGHT — Cooper Industries, Inc.  
 This is an unpublished work. The disclosure of this work is limited to a select personnel. Further dissemination or disclosure to the public is PROHIBITED. This unpublished work is protected by Federal Copyright Law and all rights thereunder are reserved by Cooper Industries, Inc.

**CONFIDENTIAL** —  
 The information contained in this document is the property of Cooper Industries, Inc. It is not for public disclosure. Possession of the information does not convey any right to loan, sell or disclose the information. Unauthorized reproduction or use of the information is PROHIBITED. This document is to be returned to Cooper Industries, Inc. upon completion of the purpose for which it is loaned or upon request.

MATERIAL  
SEE SPECS  
 FINISH  
SEE SPECS

 St. Louis, MO 63178	DRAWN BY K. MOORE
	DATE 03-05-03
	C/F NO. SCALE 52454 2:1

TITLE  
**.375" DUAL LEVEL PCB BARRIER TERMINAL BLOCK**

PART NO. <b>EM7187XX-SALES</b>	SHT 1 OF 1	SIZE: <b>B</b>
-----------------------------------	------------	-------------------