

Bus system cable - SAC-4P-M 8MS/10,0-950 - 1543265

Please be informed that the data shown in this PDF Document is generated from our Online Catalog. Please find the complete data in the user's documentation. Our General Terms of Use for Downloads are valid (<http://download.phoenixcontact.com>)



Bus system cable, INTERBUS, INTERBUS, 4-position, PUR halogen-free, Black RAL 9005, shielded, Plug straight M8, on Free cable end, Cable length: 10 m

Product Features

- Power cable for actuator voltage
- System cable for supply voltage and bus signal



Key commercial data

Packing unit	1 1
Weight per Piece (excluding packing)	423.8 GRM
Custom tariff number	85444290
Country of origin	Poland

Technical data

Dimensions

Length of cable	10 m
Stripping length of the free conductor end	50 mm

Ambient conditions

Ambient temperature (operation)	-25 °C ... 90 °C (Plug / socket)
Degree of protection	IP65
	IP67

General

Rated current at 40°C	4 A
Rated voltage	30 V
Number of positions	4
Contact resistance	≤ 5 mΩ
Insulation resistance	≥ 100 MΩ

Bus system cable - SAC-4P-M 8MS/10,0-950 - 1543265

Technical data

General

Coding	A - standard
Signal type/category	INTERBUS
Status display	No
Surge voltage category	II
Pollution degree	3
Test voltage	800 V
Torque	0.2 Nm (M8 connectors)

Material

Inflammability class according to UL 94	HB
Contact material	CuSn
Contact surface material	Ni/Au
Contact carrier material	TPU GF
Material of grip body	TPU, hardly inflammable, self-extinguishing
Material, knurls	Zinc die-cast, nickel-plated

Pin assignment

Position = wire color (signal) = position (optional)	1 (Plug) = RD (0.34 mm ²)
	3 (Plug) = BU (0.34 mm ²)
	2 (Plug) = YE (0.14 mm ²)
	4 (Plug) = GN (0.14 mm ²)

Cable

Cable type	INTERBUS
Cable type (abbreviation)	950
UL AWM style	20963 (80°C/30 V)
Conductor cross section	2x 0.14 mm ² (signal line)
	2x 0.34 mm ² (Power supply)
	1x 0.38 mm ² (Drain wire)
AWG signal line	26
AWG power supply	22
Conductor structure signal line	19x 0.10 mm
Conductor structure, voltage supply	19x 0.15 mm
Core diameter including insulation	0.97 mm (signal line)
	1.25 mm (Power supply)
Thickness, insulation	0.24 mm (Conductor insulation, signal line)
	0.25 mm (Conductor insulation, voltage supply)
Wire colors	red-blue, green-yellow
Twisted pairs	2 cores to the pair

Bus system cable - SAC-4P-M 8MS/10,0-950 - 1543265

Technical data

Cable

Type of pair shielding	Aluminum-lined polyester foil
Overall twist	2 pairs around a drain wire in the center to the core
Shielding	Tinned copper braided shield
Optical shield covering	85 %
External sheath, color	Black RAL 9005
Outer sheath thickness	approx. 0.75 mm
External cable diameter D	5.2 mm ± 0.2 mm
Smallest bending radius, fixed installation	26 mm
Smallest bending radius, movable installation	37 mm
Number of bending cycles	1000000
Bending radius	110 mm
Traversing path	6 m
Traversing rate	4 m/s
Acceleration	4 m/s ²
Cable weight	41 kg/km
Outer sheath, material	PUR
Material conductor insulation	PP
Conductor material	Tin-plated Cu litz wires
Insulation resistance	≥ 20 MΩ*km
Conductor resistance	≤ 155 Ω/km (signal line)
	≤ 58 Ω/km (Power supply)
Nominal voltage, cable	≤ 100 V
Test voltage Core/Core	1000 V
Test voltage Core/Shield	1000 V
Ambient temperature (operation)	-40 °C ... 80 °C (cable, fixed installation)
	-40 °C ... 80 °C (cable, flexible installation)

Classifications

eCl@ss

eCl@ss 4.0	27060306
eCl@ss 4.1	27060306
eCl@ss 5.0	27061801
eCl@ss 5.1	27061801
eCl@ss 6.0	27279218
eCl@ss 7.0	27279218
eCl@ss 8.0	27279218

Bus system cable - SAC-4P-M 8MS/10,0-950 - 1543265

Classifications

ETIM

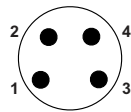
ETIM 3.0	EC001855
ETIM 4.0	EC001855
ETIM 5.0	EC001855

UNSPSC

UNSPSC 6.01	31251501
UNSPSC 7.0901	31251501
UNSPSC 11	31251501
UNSPSC 12.01	31251501
UNSPSC 13.2	31251501

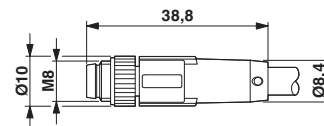
Drawings

Schematic diagram




Pin assignment M8 plug, 4-pos., view male side

Dimensioned drawing



Plug M8 x 1, straight, shielded

Circuit diagram



Contact assignment of the M8 plug