

1456471-2 ✓ ACTIVE

## TH/.025 Connector System

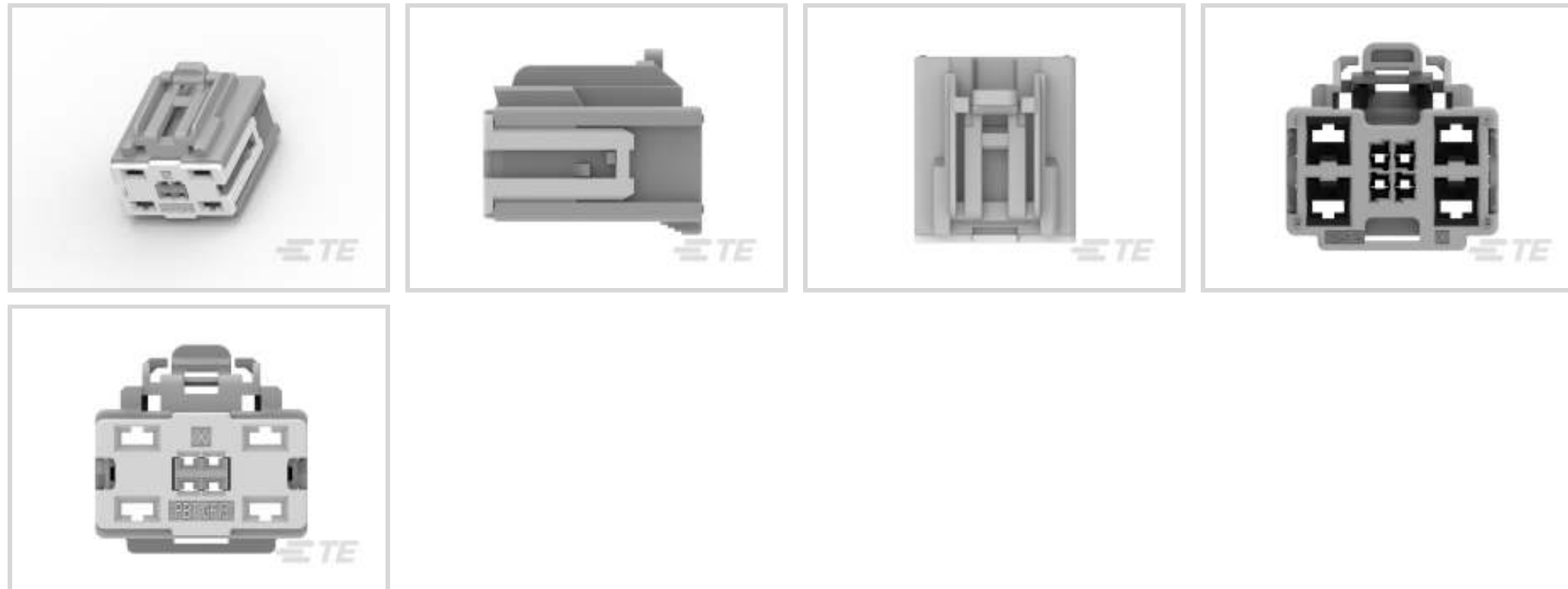
TE Internal #: 1456471-2

Housing for Female Terminals, Wire-to-Board / Wire-to-Device, 8  
Position, .1 in [2.54 mm] Centerline, Black, Signal, TH/.025  
Connector System

[View on TE.com >](#)



Connectors > Automotive Connectors > Automotive Housings > TH/.025 CONNECTOR SYSTEM, HOUSING



Connector & Housing Type: **Housing for Female Terminals**

Mating Tab Width: **.64 mm, 2.8 mm [ .025 in, .11 in ]**

Connector System: **Wire-to-Board, Wire-to-Device**

Number of Positions: **8**

Centerline (Pitch): **2.54 mm [ .1 in ]**

[All TH/.025 CONNECTOR SYSTEM, HOUSING \(217\)](#)

## Features

### Product Type Features

Connector Shape	Rectangular
Connector & Housing Type	Housing for Female Terminals
Connector System	Wire-to-Board, Wire-to-Device
Sealable	No
Hybrid Connector	Yes
Primary Locking Feature	Integrated in Housing

### Configuration Features

Number of Positions	8
Number of Rows	2

### Body Features

Cable Exit Angle	180°
Primary Product Color	Black



Connector & Keying Code	B
-------------------------	---

### Contact Features

Contact Size	.64mm, 2.8mm
--------------	--------------

Contact Type	Receptacle
--------------	------------

Mating Tab Width	.64 mm, 2.8 mm [.025 in] [.11 in]
------------------	-----------------------------------

### Mechanical Attachment

Terminal Position Assurance	Yes
-----------------------------	-----

Strain Relief	Without
---------------	---------

Mating Alignment Type	Keyed
-----------------------	-------

Mating Alignment	With
------------------	------

Connector Mounting Type	Cable Mount (Free-Hanging)
-------------------------	----------------------------

### Housing Features

Housing Material	PA GF
------------------	-------

Centerline (Pitch)	2.54 mm [.1 in]
--------------------	-----------------

### Dimensions

Connector Height	17.67 mm [.696 in]
------------------	--------------------

Product Width	24.7 mm [.972 in]
---------------	-------------------

Product Length	21.42 mm [.843 in]
----------------	--------------------

### Usage Conditions

Operating Temperature (Max)	70 °C, 75 °C, 80 °C, 85 °C, 90 °C, 100 °C, 105 °C [158 °F] [167 °F] [176 °F] [185 °F] [194 °F] [212 °F] [221 °F]
-----------------------------	--

Operating Temperature Range	-40 – 105 °C [-40 – 221 °F]
-----------------------------	-----------------------------

### Operation/Application

Circuit Application	Signal
---------------------	--------

### Industry Standards

UL Flammability Rating	UL 94HB
------------------------	---------

### Packaging Features

Packaging Quantity	400
--------------------	-----

Packaging Method	Box
------------------	-----

### Other

Serviceable	No
-------------	----



## Product Compliance

[For compliance documentation, visit the product page on TE.com>](#)

EU RoHS Directive 2011/65/EU	Compliant
EU ELV Directive 2000/53/EC	Compliant
China RoHS 2 Directive MIIT Order No 32, 2016	No Restricted Materials Above Threshold
EU REACH Regulation (EC) No. 1907/2006	Current ECHA Candidate List: JUNE 2023 (235) Candidate List Declared Against: JUNE 2023 (235) Does not contain REACH SVHC
Halogen Content	Low Halogen - Br, Cl, F, I < 900 ppm per homogenous material. Also BFR/CFR/PVC Free
Solder Process Capability	Not applicable for solder process capability

### Product Compliance Disclaimer

This information is provided based on reasonable inquiry of our suppliers and represents our current actual knowledge based on the information they provided. This information is subject to change. The part numbers that TE has identified as EU RoHS compliant have a maximum concentration of 0.1% by weight in homogenous materials for lead, hexavalent chromium, mercury, PBB, PBDE, DBP, BBP, DEHP, DIBP, and 0.01% for cadmium, or qualify for an exemption to these limits as defined in the Annexes of Directive 2011/65/EU (RoHS2). Finished electrical and electronic equipment products will be CE marked as required by Directive 2011/65/EU. Components may not be CE marked. Additionally, the part numbers that TE has identified as EU ELV compliant have a maximum concentration of 0.1% by weight in homogenous materials for lead, hexavalent chromium, and mercury, and 0.01% for cadmium, or qualify for an exemption to these limits as defined in the Annexes of Directive 2000/53/EC (ELV). Regarding the REACH Regulation, the information TE provides on SVHC in articles for this part number is based on the latest European Chemicals Agency (ECHA) 'Guidance on requirements for substances in articles' posted at this URL: <https://echa.europa.eu/guidance-documents/guidance-on-reach>

## Compatible Parts



TE Part # CAT-A11-T273  
1.5/2.8 CONNECTOR SYSTEM, RECPT AND TAB



TE Part # 1924955-2  
CONTACT,FEMALE0.64,18AWG, UNSEALED



TE Part # 1924955-4  
CONTACT,FEMALE0.64,18AWG, UNSEALED



TE Part # 1924955-1  
CONTACT,FEMALE0.64,20-22AWG, UNSEAL




TE Part # 1924955-3  
CONTACT,FEMALE0.64,20-22AWG,  
UNSEAL



TE Part # 1924955-5  
CONTACT,FEMALE0.64,0.13SQMM,  
UN



TE Part # 1924955-6  
CONTACT,FEMALE,0.64,0.35SQMM,  
UNSEALED




TE Part # 1924955-7  
CONTACT,FEMALE0.64,0.13SQMM,  
UN




TE Part # 1924955-8  
CONTACT,FEMALE,0.64,0.35SQMM,  
UNSEALED

TE Part # 1456468-2  
8p Hybrid 0.64/2.8 Unsealed He

Also in the Series | TH/.025 Connector System




Automotive Connector Caps & Covers  
(6)




Automotive Housings(223)




Automotive Seals & Cavity Plugs(2)



Automotive Terminals(25)



Insertion & Extraction Tools(4)



Other Automotive Connector  
Accessories(5)



PCB Headers & Receptacles(163)

Customers Also Bought



TE Part #2822636-1  
EJ-2 DBL LOCK PLUG 4P ASSY A



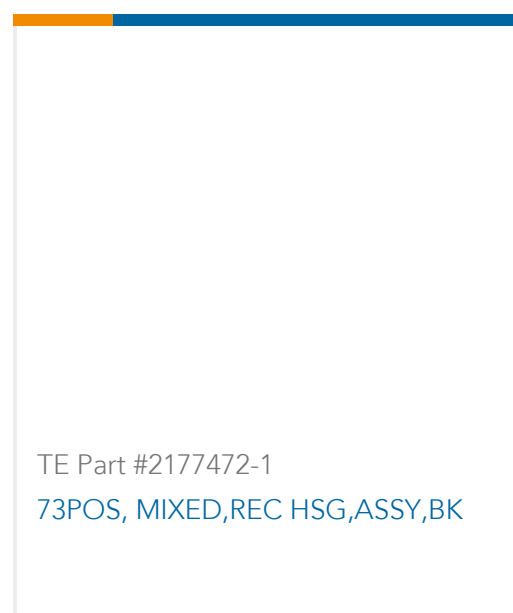
TE Part #2-929170-4  
MQS, CONNECTOR HOUSING



TE Part #170303-1  
FF 250 REC 22-18AWG BR WITH  
LATCH



TE Part #1456968-3  
CONTACT,FEMALE, 0.64, 20 TO 22  
AWG, AG



## Documents

### Product Drawings

[8p Hybrid 0.64/2.8 Unsealed Plug Assy](#)

English

### CAD Files

[3D PDF](#)

3D

Customer View Model

[ENG\\_CVM\\_CVM\\_1456471-2\\_A\\_c-1456471-2-a.2d\\_dxf.zip](#)

English

Customer View Model

[ENG\\_CVM\\_CVM\\_1456471-2\\_A\\_c-1456471-2-a.3d\\_igs.zip](#)

English

Customer View Model

[ENG\\_CVM\\_CVM\\_1456471-2\\_A\\_c-1456471-2-a.3d\\_stp.zip](#)

English

By downloading the CAD file I accept and agree to the [Terms and Conditions](#) of use.

### Datasheets & Catalog Pages

[TH/.025 Connector Series](#)

English

### Product Specifications

[Product Specification](#)

English

### Instruction Sheets

[Instruction Sheet \(U.S.\)](#)

English