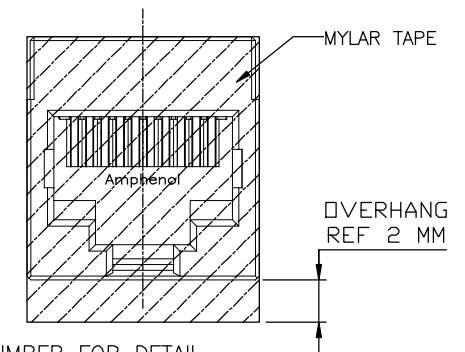
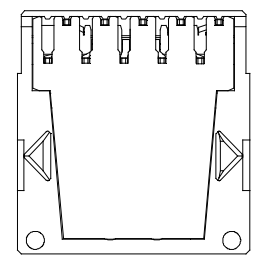
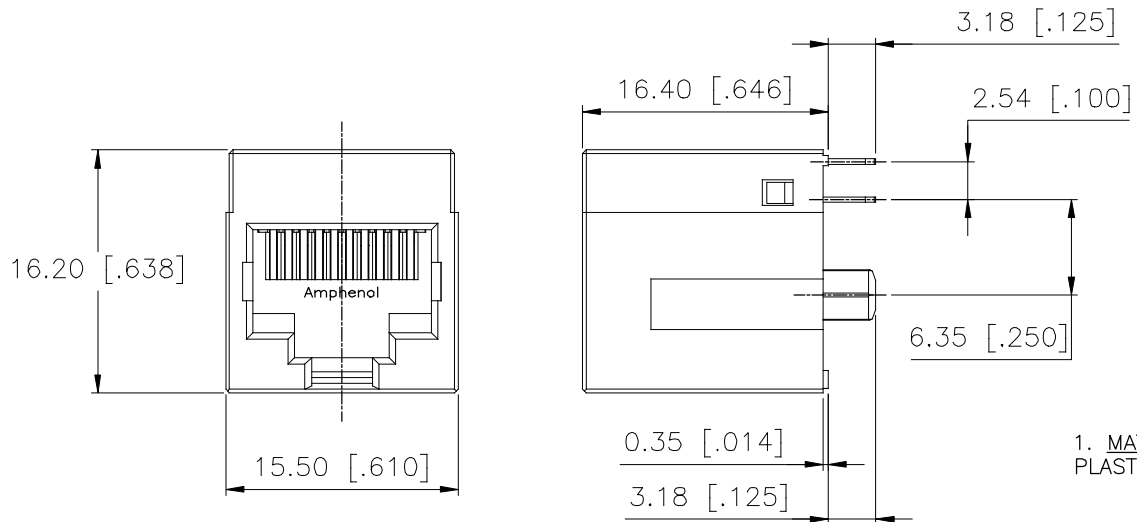


REVISIONS			
REV	DESCRIPTION, ECN, EAR NO.	DATE	APP'D
A	PROPOSAL	APR17/18	L.CHAN



1. MATERIALS:
 PLASTIC HOUSING: SEE AMPHENOL PART NUMBER FOR DETAIL.
 FLAMMABILITY RATING UL 94V-0
 COLOUR: BLACK

CONTACTS: PHOSPHOR BRONZE
 PLATING: SELECTIVE GOLD PLATING ON MATING SURFACES
 SEE AMPHENOL PART NUMBER FOR DETAIL.
 50 u" [1.27 MICRONS]
 MIN. NICKEL UNDERPLATE
 100 u" [2.54 MICRONS]
 MIN. MATTE TIN ON CONTACT TAILS.

SHIELD: STAINLESS STEEL WITH TIN DIPPED PCB TAILS.

AMPHENOL PART NUMBER: RJE74-1XX-0X10-X

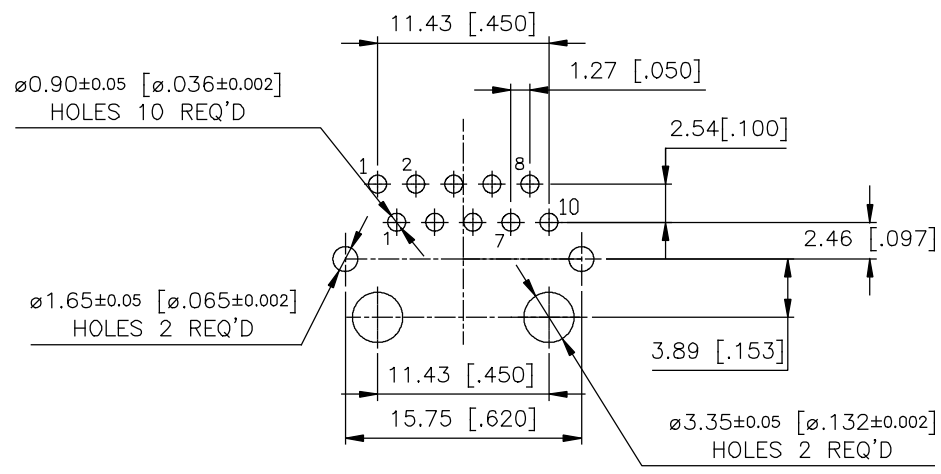
NUMBER OF POSITION
 8= 8 POSITION
 A= 10 POSITION

NUMBER OF CONTACT
 4= 4 CONTACT
 6= 6 CONTACT
 8= 8 CONTACT
 A= 10 CONTACT

SHIELD OPTION
 0= WITHOUT SHIELD

BLANK= PBT, TRAY PACKAGING,
 W/O MYLAR
 A= HIGH TEMP. MATERIAL,
 TRAY PACKAGING, W/O MYLAR
 H= HIGH TEMP. MATERIAL
 TAPE/REEL PACKAGING, WITH MYLAR

GOLD PLATING
 1 = 6u"
 2 = 15u"
 3 = 30u"
 4 = 50u"



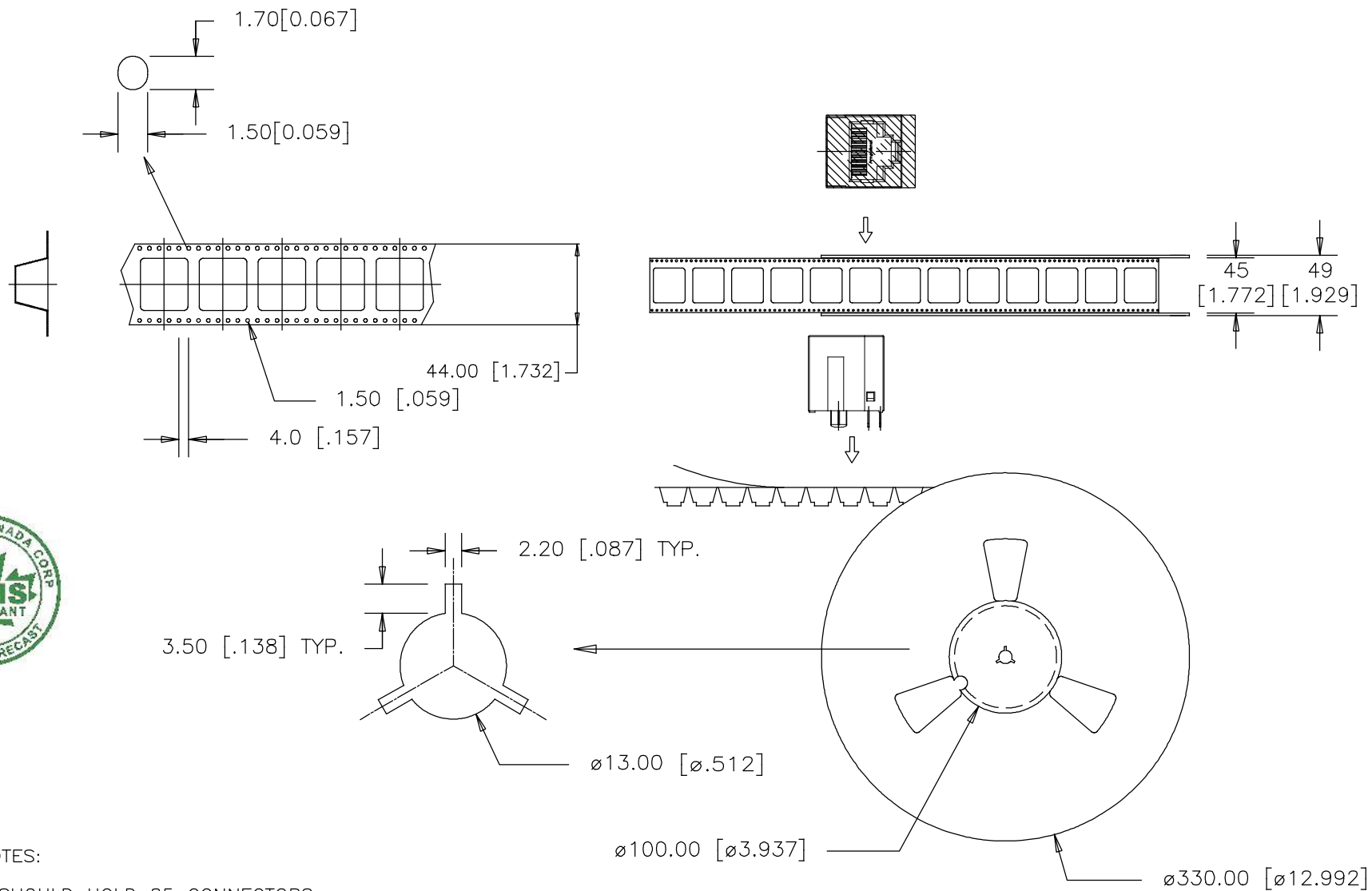
LOCATE HOLES
 $\phi \pm 0.13 [0.005]$
 POSITION DIMENSIONS ARE BASIC
 RECOMMENDED P.C.B LAYOUT
 (COMPONENT SIDE OF BOARD)
 TOLERANCES: +/- 0.05 [.002]



UNLESS SPECIFIED OTHERWISE	DRAWN HANSON.C	APR17/18
PRIMARY UNITS MILLIMETERS	CHECKED	
SECONDARY INCHES	M.E. APP'D	
REFERENCE IN PARENTHESES	Q.A. APP'D	
GENERAL TOLERANCES	DWG APP'D L.CHAN	APR17/18
1 DECIMAL PLACE ±0.38	ENG. REL NO.	
2 DECIMAL PLACES ±0.25	REF.	
3 DECIMAL PLACES	THIRD ANGLE PROJECTION	DO NOT SCALE DRAWING
ANGULAR DEGREES ±15°		

Amphenol Canada Corp. www.amphenolcanada.com	
TITLE MODULAR JACK, POSITION & CONTACT OPTION, WITHOUT SHIELD, TAPE/REEL PACKAGING OPTION, -RoHS COMPLIANT	
DWG NO. P-RJE74-1XX-0X10-X	REV A
CODE ID NO. 03554	DWG SIZE: C
SCALE: N/A	SHEET 1 OF 2

REVISIONS			
REV	DESCRIPTION, ECN, EAR NO.	DATE	APP'D
A	PROPOSAL	APR17/18	L.CHAN



PACKAGING NOTES:

1. ONE REEL SHOULD HOLD 85 CONNECTORS.
2. 10 EMPTY CAVITIES FOR BOTH TOP AND BOTTOM OF THE CARRIER.
3. A FULLY LOADED CARTON SHOULD CONTAIN 5 REELS (425 PCS) OF CONNECTOR.

UNLESS SPECIFIED OTHERWISE	DRAWN	HANSON.C	APR17/18
PRIMARY UNITS MILLIMETERS	CHECKED		
SECONDARY INCHES	M.E. APP'D		
REFERENCE IN PARENTHESES	Q.A. APP'D		
GENERAL TOLERANCES	DWG APP'D	L.CHAN	APR17/18
1 DECIMAL PLACE ±0.38	ENG. REL. NO.		
2 DECIMAL PLACES ±0.25	REF.		
3 DECIMAL PLACES ±0.13	THIRD ANGLE PROJECTION		
ANGULAR DEGREES ±1.5°	DO NOT SCALE DRAWING		

Amphenol Canada Corp. www.amphenolcanada.com	
TITLE MODULAR JACK, POSITION & CONTACT OPTION, WITHOUT SHIELD, TAPE/REEL PACKAGING OPTION, -RoHS COMPLIANT	
DWG NO. P-RJE74-1XX-0X10-X	REV A
CODE ID NO. 03554	DWG SIZE: C
SCALE: N/A	SHEET 2 OF 2