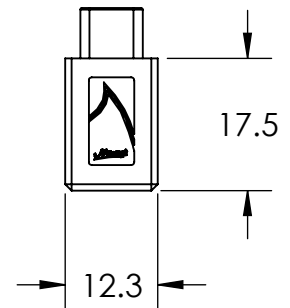
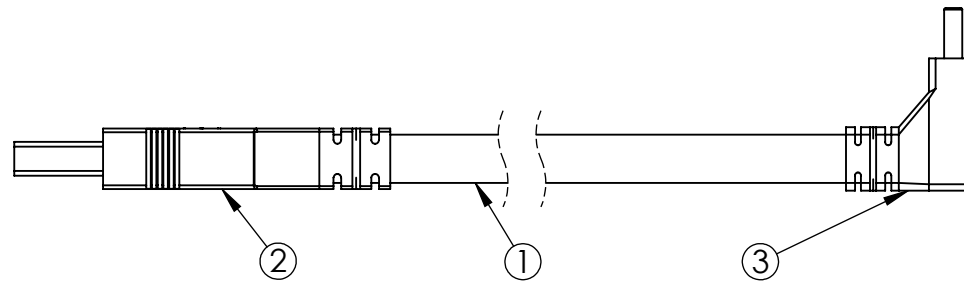
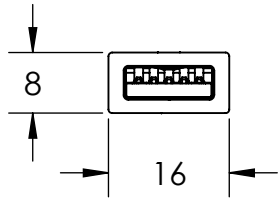
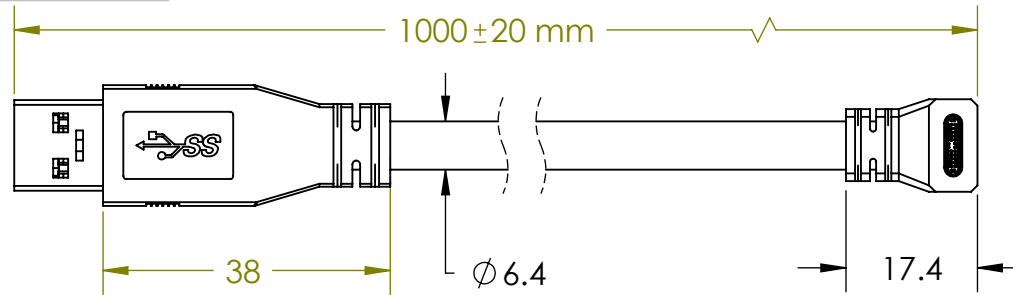


NEWNEX PROPRIETARY

THIS DOCUMENT AND THE DATA DISCLOSED HEREIN OR WITHIN IS NOT TO BE REPRODUCED, USED, OR DISCLOSED IN WHOLE OR PART TO ANYONE WITHOUT THE WRITTEN PERMISSION OF NEWNEX



WIRING STRUCTURE

USB Type-C Plug		Wire		USB 3.0 A Plug	
Pin	Signal Name	Wire Number	Signal Name	Pin	Signal Name
A1,B1, A12,B12	GND	1, 7, 10	GND, SDP1_DRAIN, SDP2_DRAIN	4,7	GND, GND_DRAIN
A4,B4, A9,B9	VBUS	2	PWR_VBUS1	1	VBUS
A5	CC				
B5	VCONN				
A6	Dp1	3	UTP_Dp	3	D+
A7	Dn1	4	UTP_Dn	2	D-
A2	SSTXp1	5	SDPp1	6	StdA_SSRX+
A3	SSTXn1	6	SDPn1	5	StdA_SSRX-
B11	SSRXp1	8	SDPp2	9	StdA_SSTX+
B10	SSRXn1	9	SDPn2	8	StdA_SSTX-
SHELL	Shield	Braid	Shield	SHELL	Shield

Rp=56KΩ

Notes:

1. Cable: USB 3.1 Gen 2, Black PVC Jacket
2. Connector: USB 3.1 A Male
3. Connector: USB 3.1 Type-C Male
4. Packaging: 1 Piece + PE bag.
5. RoHS Compliant Product

Newnex Technology Corp.



UNLESS OTHERWISE SPECIFIED DIMENSIONS ARE IN MILLIMETERS TOLERANCES ARE:

FRACTIONS: XX ± 0.5 ANGLES: ± 0.5°
 DECIMALS: .XX ± 0.25
 .XXX ± 0.125

PROJ: [Symbol] TITLE: [Symbol]

TITLE: USB 3.1 A Male to Up/Down Angled C Male, Black, 1m

SCALE: 1:1 REV: A

DATE: 4/5/2017 DRAWN BY: ZL

APPROVED BY: HX

PART NUMBER: U3S1A01C16-010

CHECKED BY:

SHEET 1 OF 1

REVISION COMMENTS: