

Timers

Asymmetrical Recycler

Type DCB51

CARLO GAVAZZI



- Time range 0.1 s to 100h
- 2 selectable functions
 - Aa - Asymmetrical recycler ON first
 - Ab - Asymmetrical recycler OFF first
- Selection of time range by front knobs
- Knob adjustable time setting
- Automatic start
- Output: 1 x SPDT relay
- For mounting on DIN rail in accordance with DIN/EN 50 022
- 17.5 mm DIN-rail housing
- Combined AC and DC power supply voltage
- LED indication for relay status and power supply ON


Product Description

Combined function timer with asymmetrical recycler ON or OFF first selectable by connection between pins A1 and Y1.

Individual selection of the time ranges from 0.1 s to 100 h. For mounting on DIN-rail.

Ordering key

DCB 51 C M24



Type Selection

Mounting	Output	Housing
For DIN-rail	1 x SPDT	Mini-D

Supply: 24 VDC and 24 to 240 VAC

DCB 51 C M24

Time Specifications

Time ranges Knob selectable	0.1 to 1 s 1 to 10 s 6 to 60 s 60 to 600 s 0.1 to 1 h 1 to 10 h 10 to 100 h
Setting accuracy	≤ 5%
Repeatability	≤ 0.2%
Time variation Within rated power supply Within ambient temperature	(with respect to full scale value) ≤ 0.2% - whole range ≤ 500 ppm/°C
Reset Power supply interruption	≥ 200 ms

Output Specifications

Output	1 x SPDT relay
Rated insulation voltage	250 VAC (RMS)
Contact Ratings (AgSnO₂)	μ
Resistive Loads AC 1	5 A @ 250 VAC
DC 12	5 A @ 24 VDC
Small inductive loads AC 15	2.5 A @ 250 VAC
DC 13	2.5 A @ 24 VDC
Mechanical life	≥ 30 x 10 ⁶ operations
Electrical life	≥ 10 ⁵ operations (at 5 A, 250 V, cos φ = 1)
Operating frequency	< 7200 operations/h
Dielectric strength	
Dielectric voltage	2 kVAC (RMS)
Rated impulse withstand voltage	2.5 kV (1.2/50 μs)

Supply Specifications

Power Supply Rated operational voltage through terminals A1, A2:	Overvoltage cat. II (IEC 60664, IEC 60038) 24 VDC +10% -15% and 24 to 240 VAC +10% -15% 45 to 65 Hz
Voltage interruption	≤ 10 ms
Rated operational power	1.5 W



General Specifications

Power ON delay	≤ 150 ms
Power OFF delay	≤ 200 ms
Indication for	
Power supply ON	LED, green
Output relays ON	LED, yellow
Environment	(EN 60529)
Degree of protection	IP 20
Pollution degree	2 (IEC 60664)
Operating temperature	-20 to +60 °C, R:H: < 95%
Storage temperature	-30 to +80 °C, R:H: < 95%

Housing	
Dimensions	17.5 x 81 x 67.2 mm
Material	PA66
Weight	Approx 100 g
Screw terminals	
Tightening torque	Max. 0.5 Nm according to IEC EN 60947
Approval	UL, CSA
CE Marking	Yes
EMC	
Immunity	Electromagnetic Compatibility According to EN 61000-6-2
Emission	According to EN 61000-6-3

Mode of Operation

Function Aa - Asymmetrical Recycler ON-time period first

The relay operates and the ON-time period (T1) begins as soon as the power supply is connected. After the ON-time period the relay releases for the OFF-time period (T2). This sequence continues until the power supply is interrupted for at least 200 ms.

Function Ab - Asymmetrical Recycler OFF-time period first

The OFF-time period (T1) begins as soon as the power supply is connected. After the OFF-time period the relay operates for the ON-time period (T2). This sequence continues until the power supply is interrupted for at least 200 ms.

Function/Range/Time Setting

Setting of function:

No connection between terminals A1 and Y1:

Aa - asymmetrical recycler (ON first)

Connection between terminals A1 and Y1:

Ab - asymmetrical recycler (OFF first)

Upper knob:

T1 time range setting
Setting of T1 time range.

Centre top knob:

Time T1 setting on relative scale: 1 to 10 with respect to the chosen range.

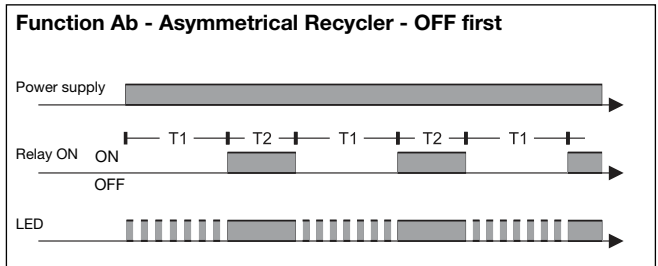
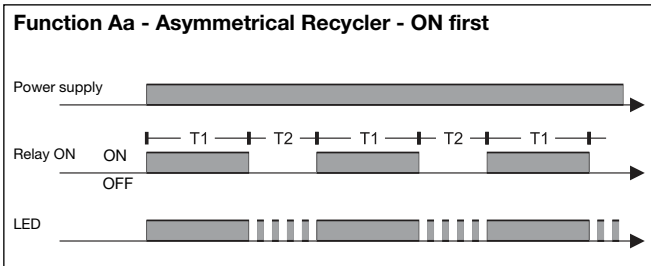
Centre bottom knob:

Setting of T2 time range.

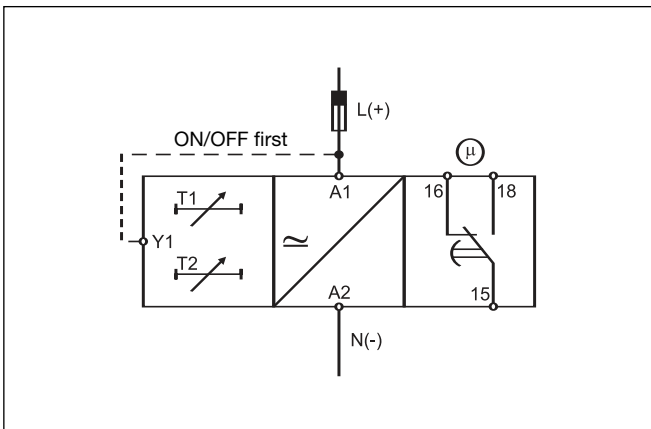
Lower knob:

Time T2 setting on relative scale: 1 to 10 with respect to the chosen range.

Operation Diagrams



Wiring Diagram



Dimensions

