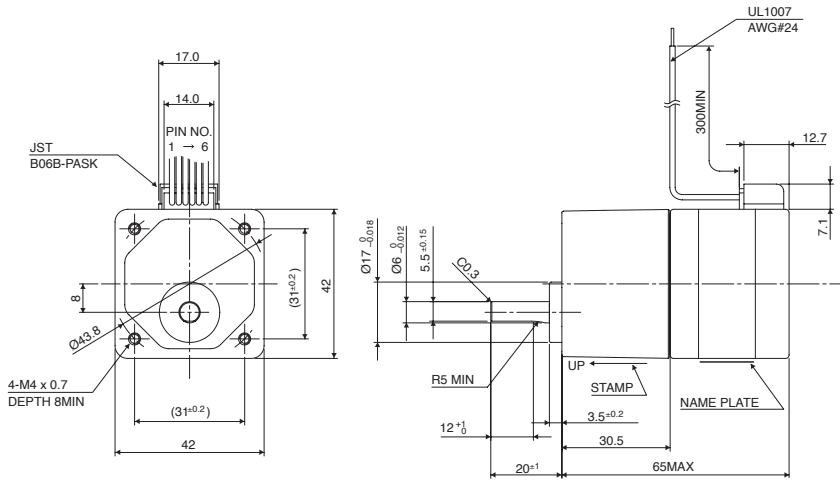


Outline

Gearbox Low Backlash



Hybrid

General Specifications

Temperature Rise: 80°C MAX
 Ambient Temperature Range: -10 °C ~ +50 °C
 Insulation Resistance: 100MΩ MIN. DC500V
 Dielectric Strength: AC500V 1min
 Permissible Radial Load(at 10mm from shaft end): 19.6N (2kgf)
 Permissible Thrust Load: 14.7N (1.5kgf)

PIN NO. vs. PHASE

PHASE	A	A COM	\bar{A}	B	B COM	\bar{B}
PIN NO.	3	2	1	4	5	6

Specifications

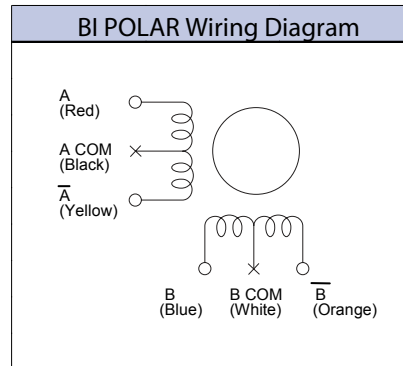
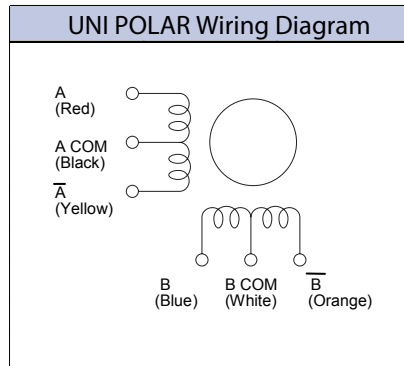
Model	Rated Current (A)	Resistance (Ohms)	Step Angle (deg)	Gear Ratio (1 : X)	Permissible Torque (Nm (kgf · cm))	Permissible Speed Range (r/min)	Backlash (min(deg))	Mass (g)
GT0036-17M000	1.0	3.1	0.5	1 : 3.6	0.35 (3.6)	0 ~ 500	45 (0.75)	340
GT0072-17M000	1.0	3.1	0.25	1 : 7.2	0.7 (7.1)	0 ~ 250	25 (0.417)	340
GT0100-17M000	1.0	3.1	0.18	1 : 10	1 (10.2)	0 ~ 180	25 (0.417)	340
GT0200-17M000	1.0	3.1	0.09	1 : 20	1.5 (15.3)	0 ~ 90	15 (0.25)	340
GT0300-17M000	1.0	3.1	0.06	1 : 30	1.5 (15.3)	0 ~ 60	15 (0.25)	340

*Drive Sequence: Unipolar

*Leadwires will be supplied with the motor

*Direction of rotation of the motor and that of the gear output shaft are the same for the gear ratios 1:3.6, 1:7.2 and 1:10. It is the opposite for 1:20 and 1:30 gear ratio

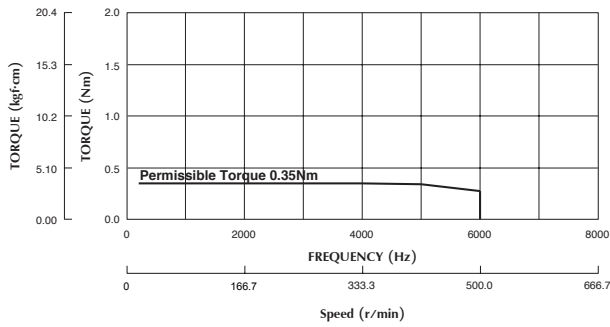
Specifications



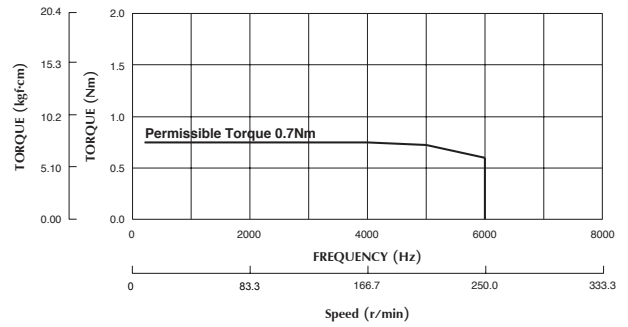
*Do not connect A COM and B COM. Please insulate individually.
 *Apply 70% of Unipolar rated current.

Torque/Speed Characteristics

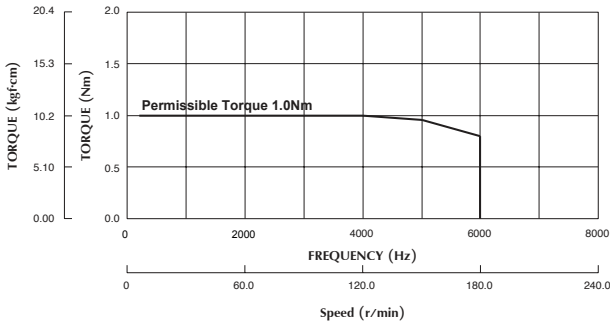
Model No.: GT0036-17M000
 Supply Voltage: 24 V (DC)
 Current: 1.0A/Phase
 Step Angle: 0.5°/step



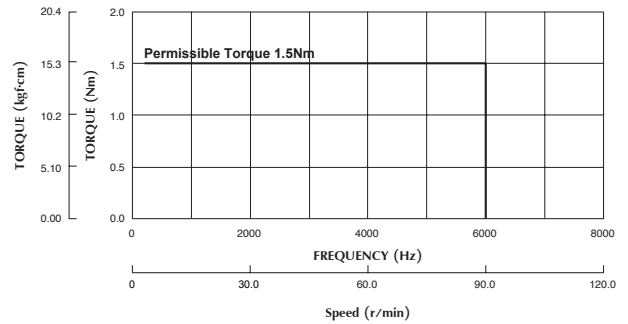
Model No.: GT0072-17M000
 Supply Voltage: 24 V (DC)
 Current: 1.0A/Phase
 Step Angle: 0.25°/step



Model No.: GT0100-17M000
 Supply Voltage: 24 V (DC)
 Current: 1.0A/Phase
 Step Angle: 0.18°/step



Model No.: GT0200-17M000
 Supply Voltage: 24 V (DC)
 Current: 1.0A/Phase
 Step Angle: 0.09°/step



Torque/Speed Characteristics

Model No.: GT0300-17M000
Supply Voltage: 24 V (DC)
Current: 1.0A/Phase
Step Angle: 0.06°/step

