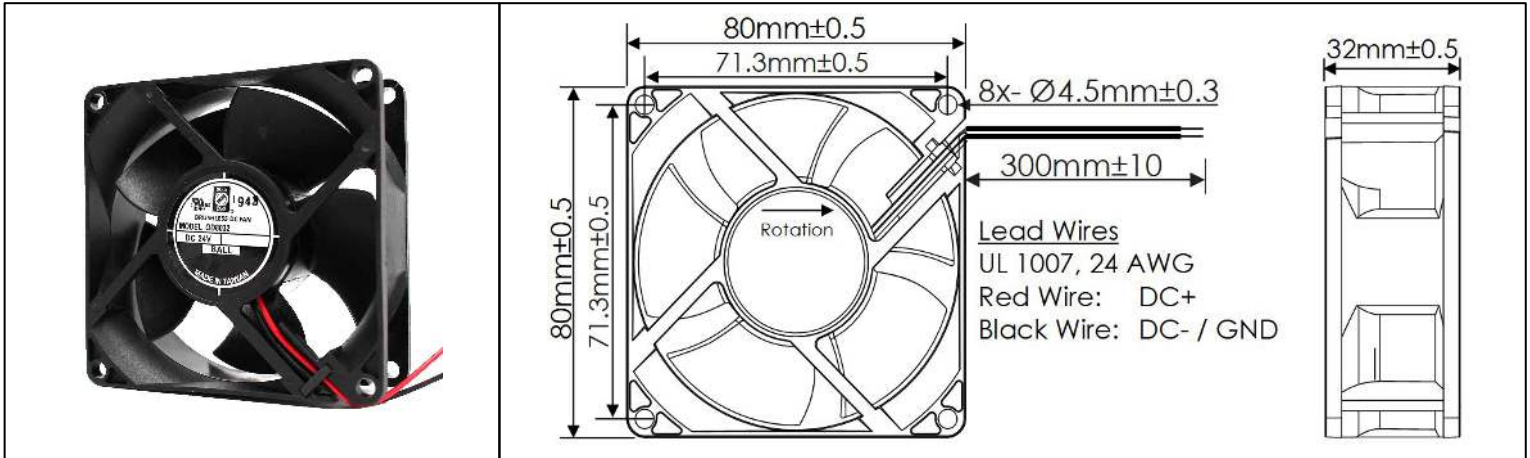


OD8032 Series



DC Fans - 12, 24, 48V
80mm x 32mm (3.15" x 1.26")



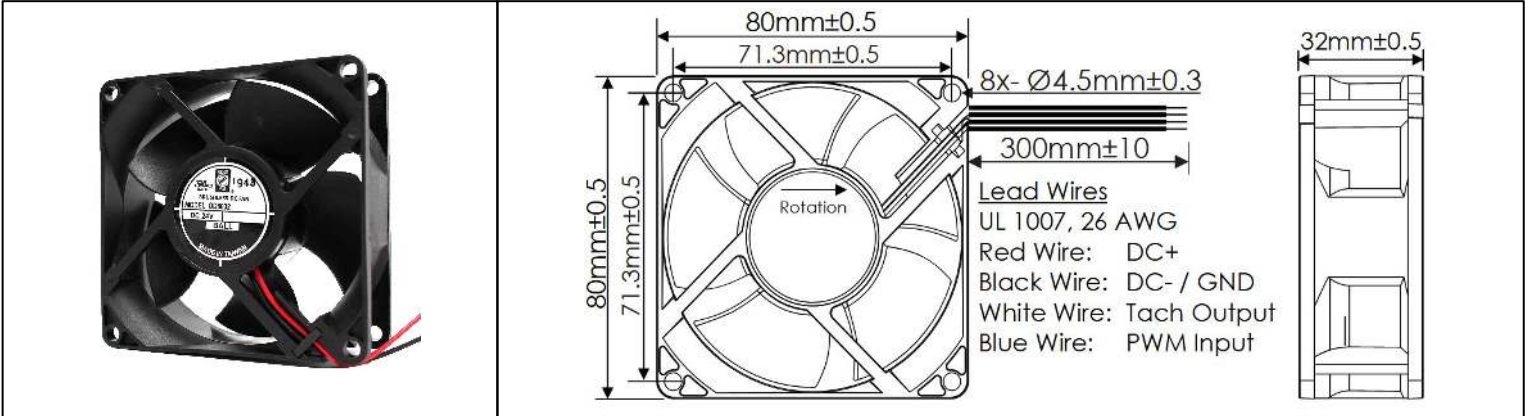
Frame	PBT, UL94 V-0 Plastic	<u>Operating Temperature</u> -20°C ~ +65°C <u>Storage Temperature</u> -20°C ~ +75°C <u>Life Expectancy</u> 70,000 Hours (L10 at 40°C) <u>Available Options</u> Tachometer Output Alarm Output PWM Speed Control Input Higher Speeds IP Ratings Weight: 0.26 lbs	
Impeller	PBT, UL94 V-0 Plastic		
Connection	2x Lead Wires, 24 AWG		
Motor	Brushless DC, Auto Cutoff, Auto Restart, Polarity Protected, Electronically Protected		
Bearing System	Ball Bearings		
Dielectric Strength	500VDC/min, <1mA		
Insulation Resistance	≥10MΩ @ 500V DC		

Part Number	Rated Voltage (Volts DC)	Voltage Range (Volts DC)	Input Power (Watts)	Rated Current (Amps)	Rated Speed (RPM)	Max Airflow (CFM)	Noise Level (dBA)	Max Static Pressure (\"H ₂ O)
OD8032-12HHB	12	10 ~ 13.8	4.8	0.40	4750	60	45.2	0.45
OD8032-12HB	12	10 ~ 13.8	4.8	0.40	4000	50	40.1	0.35
OD8032-12MB	12	10 ~ 13.8	4.8	0.40	3175	45	31.4	0.32
OD8032-12LB	12	10 ~ 13.8	4.8	0.40	2950	40	30.0	0.28
OD8032-24HHB	24	20 ~ 26.4	6.1	0.25	4750	60	45.2	0.45
OD8032-24HB	24	20 ~ 26.4	4.8	0.20	4000	50	40.1	0.35
OD8032-24MB	24	20 ~ 26.4	4.8	0.20	3175	45	31.4	0.32
OD8032-24LB	24	20 ~ 26.4	4.8	0.20	2950	40	30.0	0.28
OD8032-48HHB	48	40 ~ 52.0	9.1	0.19	4750	60	45.2	0.45
OD8032-48HB	48	40 ~ 52.0	5.3	0.11	4000	50	40.1	0.35

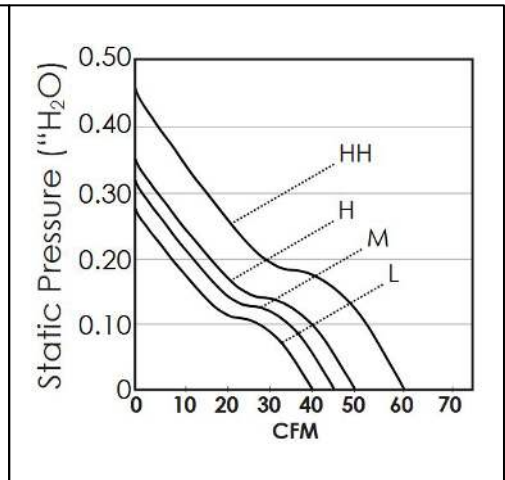


OD8032 Series with PWM and Tachometer

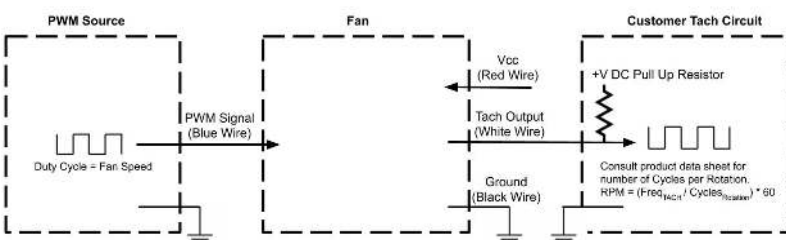
DC Fans - 12, 24, 48V
80mm x 32mm (3.15" x 1.26")



Frame	PBT, UL94 V-0 Plastic	Operating Temperature -20°C ~ +65°C
Impeller	PBT, UL94 V-0 Plastic	
Connection	4x Lead Wires, 26 AWG	Storage Temperature -20°C ~ +75°C
Motor	Brushless DC, Auto Cutoff, Auto Restart, Polarity Protected, Electronically Protected	
Bearing System	Ball Bearings	Life Expectancy 70,000 Hours (L10 at 40°C)
Dielectric Strength	500VDC/min, <1mA	Installed Options PWM Speed Control Input Open Collector Tach Output
Insulation Resistance	≥10MΩ @ 500V DC	Available Options IP Ratings
		Weight: 0.26 lbs



Part Number	Rated Voltage (Volts DC)	Voltage Range (Volts DC)	Input Power (Watts)	Rated Current (Amps)	Rated Speed (RPM)	Max Airflow (CFM)	Noise Level (dBA)	Max Static Pressure ("H ₂ O)
OD8032-12HHB10A	12	10 ~ 13.8	4.8	0.40	4750	60	45.2	0.45
OD8032-12HB10A	12	10 ~ 13.8	4.8	0.40	4000	50	40.1	0.35
OD8032-12MB10A	12	10 ~ 13.8	4.8	0.40	3175	45	31.4	0.32
OD8032-12LB10A	12	10 ~ 13.8	4.8	0.40	2950	40	30.0	0.28
OD8032-24HHB10A	24	20 ~ 26.4	6.1	0.25	4750	60	45.2	0.45
OD8032-24HB10A	24	20 ~ 26.4	4.8	0.20	4000	50	40.1	0.35
OD8032-24MB10A	24	20 ~ 26.4	4.8	0.20	3175	45	31.4	0.32
OD8032-24LB10A	24	20 ~ 26.4	4.8	0.20	2950	40	30.0	0.28
OD8032-48HHB10A	48	40 ~ 52.0	9.1	0.19	4750	60	45.2	0.45
OD8032-48HB10A	48	40 ~ 52.0	5.3	0.11	4000	50	40.1	0.35

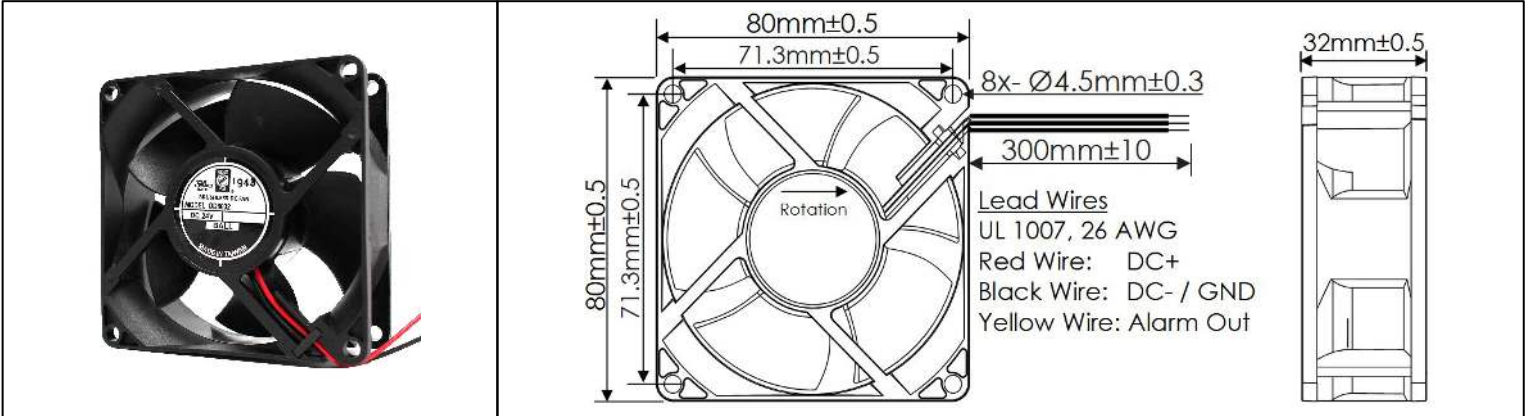


PWM Max High Voltage: 5V
 PWM Max Sink Current: 5mA
 PWM Frequency Range: 1KHz-100KHz
 PWM Typical Frequency: 25KHz
 PWM Minimum Startup Duty Cycle: 30%
 RPM at 0% Duty Cycle: 0 RPM
 RPM will be full speed if PWM input is disconnected.
 RPM will be 0 RPM if PWM input is grounded.
 Tach Max Pullup Voltage: Vcc of fan
 Tach Max Sink Current: 5mA
 Tach Cycles per Rotation: 2

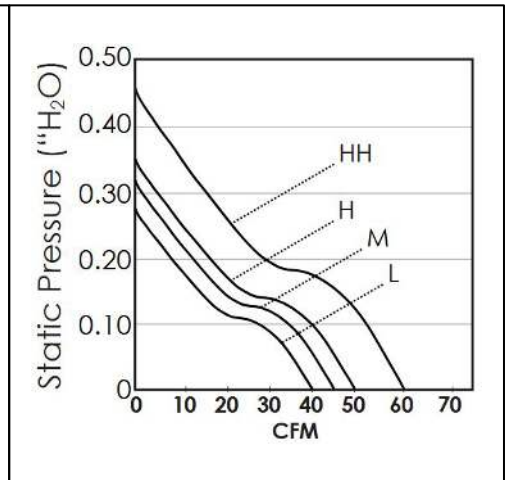
OD8032 Series with Alarm



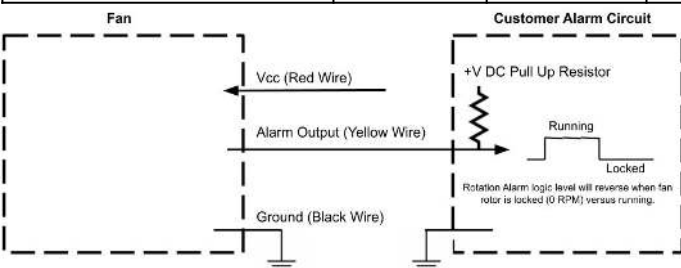
DC Fans - 12, 24, 48V
80mm x 32mm (3.15" x 1.26")



Frame	PBT, UL94 V-0 Plastic	Operating Temperature -20°C ~ +65°C
Impeller	PBT, UL94 V-0 Plastic	
Connection	3x Lead Wires, 26 AWG	Storage Temperature -20°C ~ +75°C
Motor	Brushless DC, Auto Cutoff, Auto Restart, Polarity Protected, Electronically Protected	
Bearing System	Ball Bearings	Life Expectancy 70,000 Hours (L10 at 40°C)
Dielectric Strength	500VDC/min, <1mA	
Insulation Resistance	≥10MΩ @ 500V DC	Installed Options Open Collector Alarm Output
		Available Options 5V TTL Alarm Output Inverted Alarm State Output
		Weight: 0.26 lbs



Part Number	Rated Voltage (Volts DC)	Voltage Range (Volts DC)	Input Power (Watts)	Rated Current (Amps)	Rated Speed (RPM)	Max Airflow (CFM)	Noise Level (dBA)	Max Static Pressure ("H ₂ O)
OD8032-12HHB02A	12	10 ~ 13.8	4.8	0.40	4750	60	45.2	0.45
OD8032-12HB02A	12	10 ~ 13.8	4.8	0.40	4000	50	40.1	0.35
OD8032-12MB02A	12	10 ~ 13.8	4.8	0.40	3175	45	31.4	0.32
OD8032-12LB02A	12	10 ~ 13.8	4.8	0.40	2950	40	30.0	0.28
OD8032-24HHB02A	24	20 ~ 26.4	6.1	0.25	4750	60	45.2	0.45
OD8032-24HB02A	24	20 ~ 26.4	4.8	0.20	4000	50	40.1	0.35
OD8032-24MB02A	24	20 ~ 26.4	4.8	0.20	3175	45	31.4	0.32
OD8032-24LB02A	24	20 ~ 26.4	4.8	0.20	2950	40	30.0	0.28
OD8032-48HHB02A	48	40 ~ 52.0	9.1	0.19	4750	60	45.2	0.45
OD8032-48HB02A	48	40 ~ 52.0	5.3	0.11	4000	50	40.1	0.35



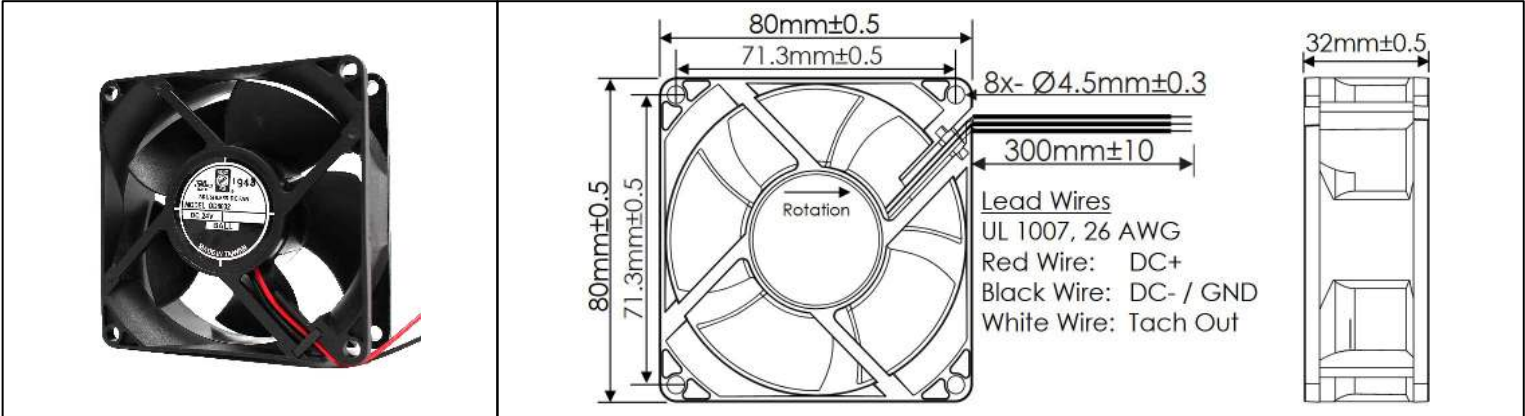
Alarm Max Pullup Voltage:
Alarm Max Sink Current:
Alarm Active State:

Vcc of fan
5mA
HIGH

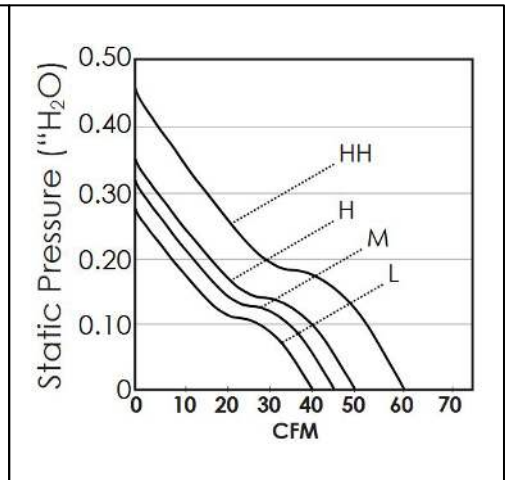
OD8032 Series with Tachometer



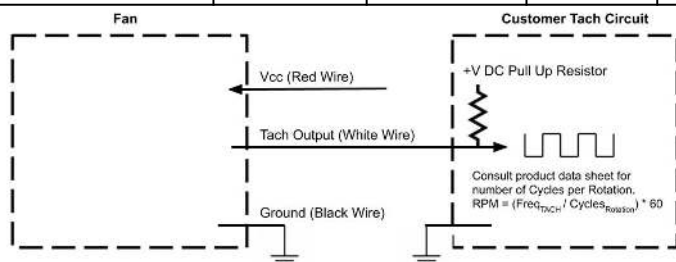
DC Fans - 12, 24, 48V
80mm x 32mm (3.15" x 1.26")



Frame	PBT, UL94 V-0 Plastic	Operating Temperature -20°C ~ +65°C
Impeller	PBT, UL94 V-0 Plastic	
Connection	3x Lead Wires, 26 AWG	Storage Temperature -20°C ~ +75°C
Motor	Brushless DC, Auto Cutoff, Auto Restart, Polarity Protected, Electronically Protected	
Bearing System	Ball Bearings	Life Expectancy 70,000 Hours (L10 at 40°C)
Dielectric Strength	500VDC/min, <1mA	Installed Options Open Collector Tach Output
Insulation Resistance	≥10MΩ @ 500V DC	Available Options 5V TTL Tach Output
		Weight: 0.26 lbs



Part Number	Rated Voltage (Volts DC)	Voltage Range (Volts DC)	Input Power (Watts)	Rated Current (Amps)	Rated Speed (RPM)	Max Airflow (CFM)	Noise Level (dBA)	Max Static Pressure ("H ₂ O)
OD8032-12HHB01A	12	10 ~ 13.8	4.8	0.40	4750	60	45.2	0.45
OD8032-12HB01A	12	10 ~ 13.8	4.8	0.40	4000	50	40.1	0.35
OD8032-12MB01A	12	10 ~ 13.8	4.8	0.40	3175	45	31.4	0.32
OD8032-12LB01A	12	10 ~ 13.8	4.8	0.40	2950	40	30.0	0.28
OD8032-24HHB01A	24	20 ~ 26.4	6.1	0.25	4750	60	45.2	0.45
OD8032-24HB01A	24	20 ~ 26.4	4.8	0.20	4000	50	40.1	0.35
OD8032-24MB01A	24	20 ~ 26.4	4.8	0.20	3175	45	31.4	0.32
OD8032-24LB01A	24	20 ~ 26.4	4.8	0.20	2950	40	30.0	0.28
OD8032-48HHB01A	48	40 ~ 52.0	9.1	0.19	4750	60	45.2	0.45
OD8032-48HB01A	48	40 ~ 52.0	5.3	0.11	4000	50	40.1	0.35



Tach Max Pullup Voltage: 5mA
Tach Max Sink Current: 2
Tach Cycles per Rotation: 2