

1

2

3

4

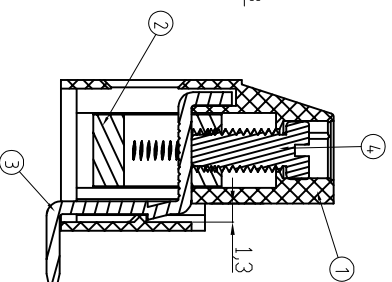
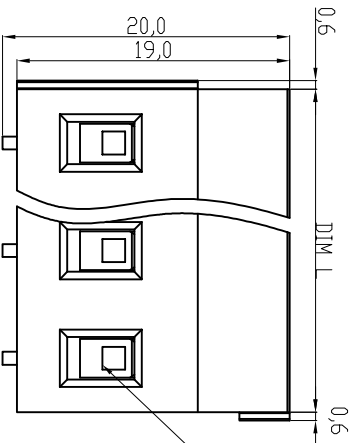
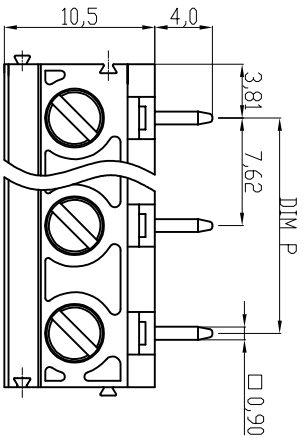
5

6

7

Material

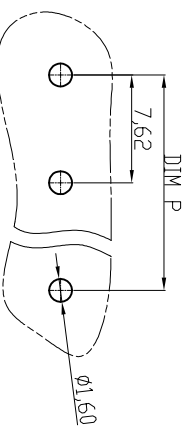
- ① Terminal housing: Thermoplastic (UL94V-0), GREEN
 ② Clamp: Brass, Ni plated
 ③ Wire guard solder pin: Copper, Tin plated
 ④ Terminal screw: Steel Zinc plating " " slot type



DIMENSION	
L	Nx7.62
P	(N-1)x7.62

N=Number of poles

Poles	Tolerance
2p-6p	±0.15
7p-12p	±0.25
13p-16p	±0.35



RECOMMENDER PCB LAYOUT

RoHS compliant



File No.: E349947

Scale	1:1
TOLERANCE	
X.	±0.50
X.X	±0.30
X.XX	±0.10
DIM	TOL
X.°	±1°
Angle	TOL

Id.	Modification	Date	Name
①	Add the UL File No.	19.04.2016	Winnie
②	Drawn	19.04.2010	Alex

Date	Name
19.04.2010	Alex
19.04.2016	Winnie

ASSMANN
 WSW/ components

Customer-No.	Drawing-No.	Replace	Sheet
	ASSMANN WSW-No. A-TB762-VJXXV	ASS 4113 CO	rev01

G

G

H

H

1

2

3

4

5

6

7

