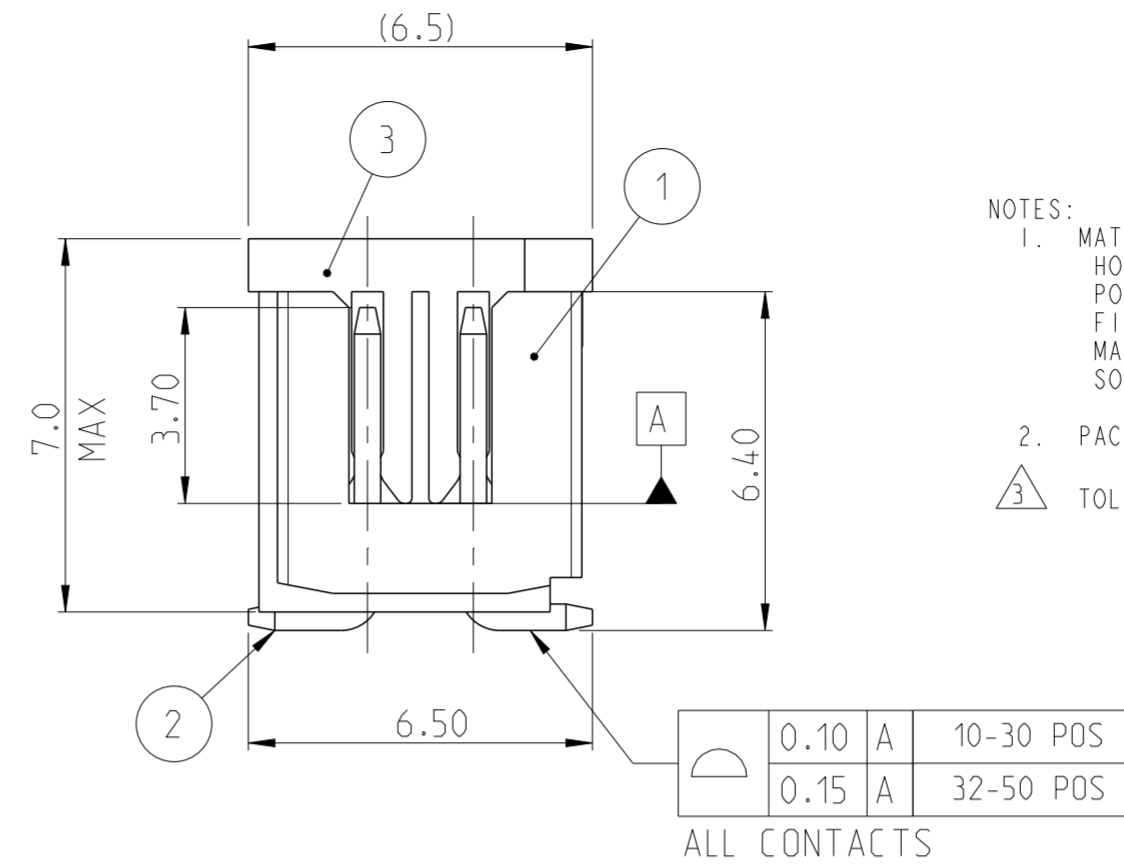
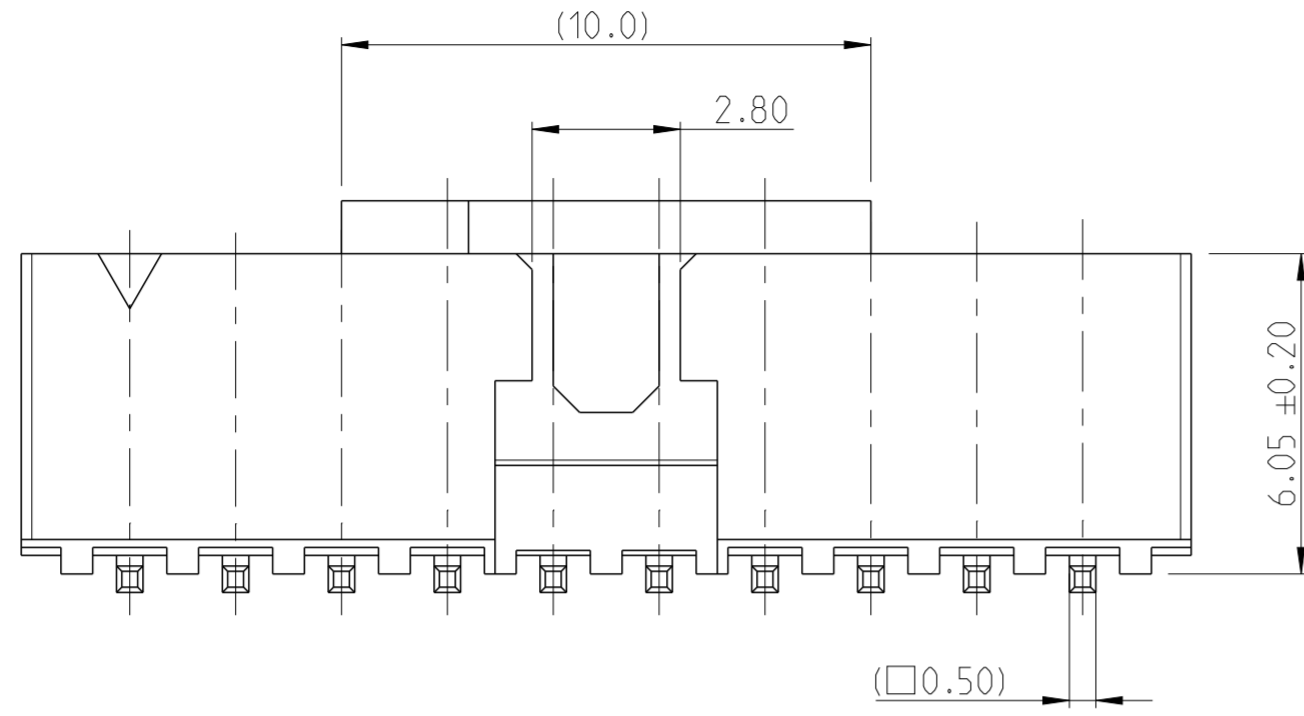
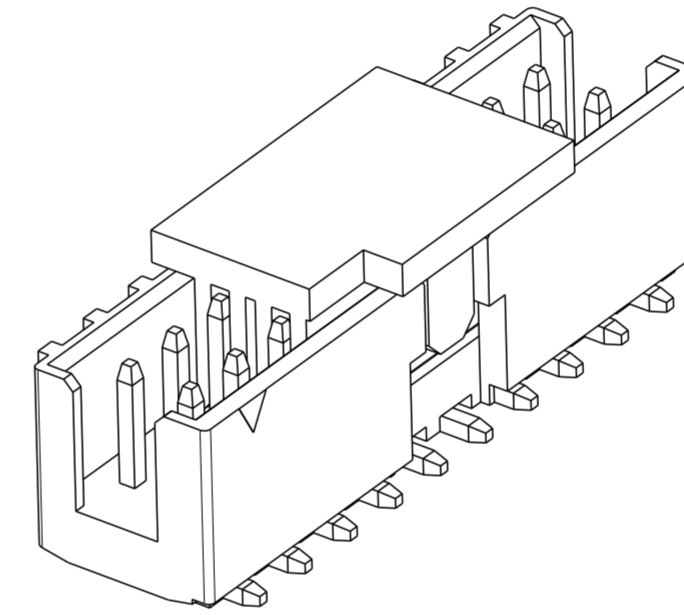
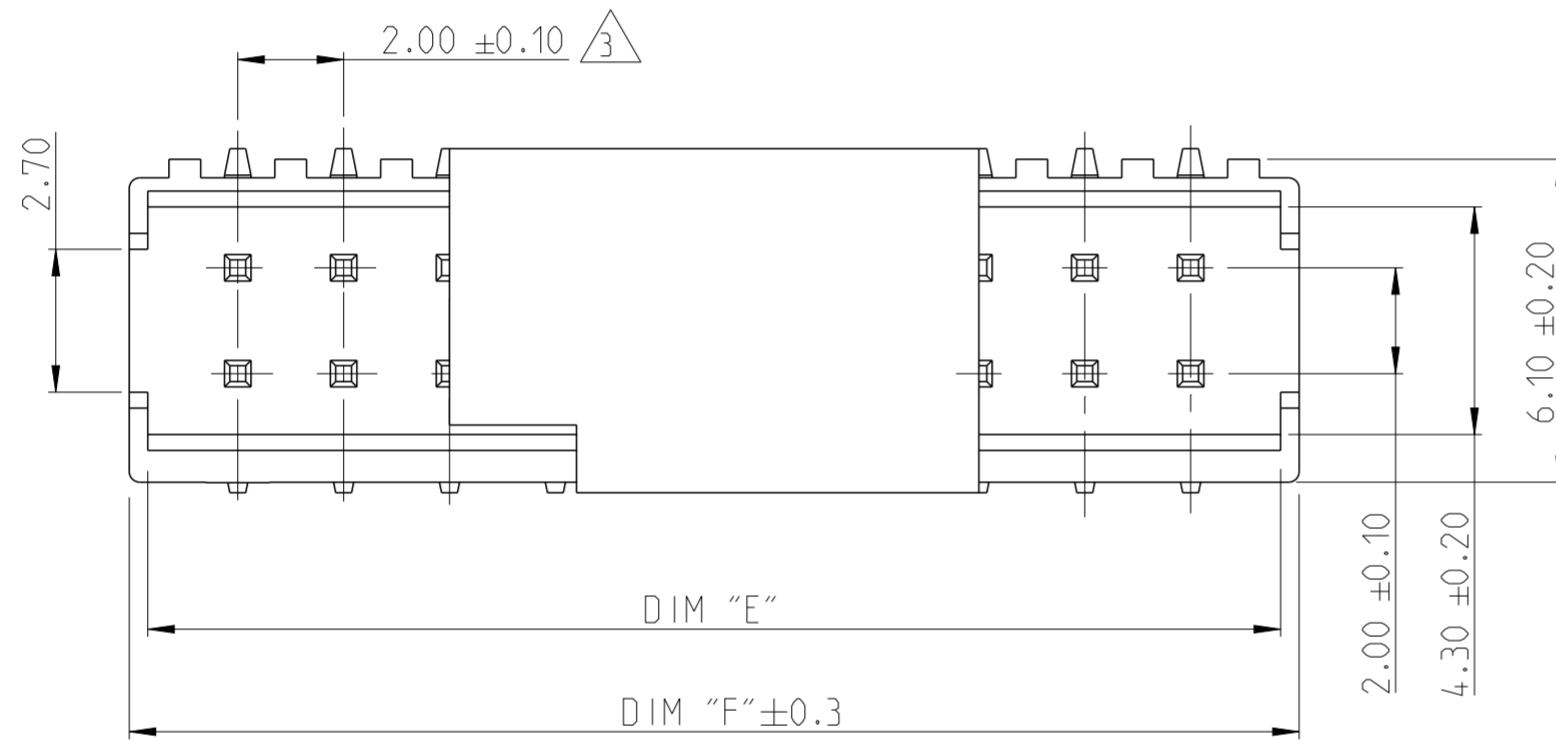


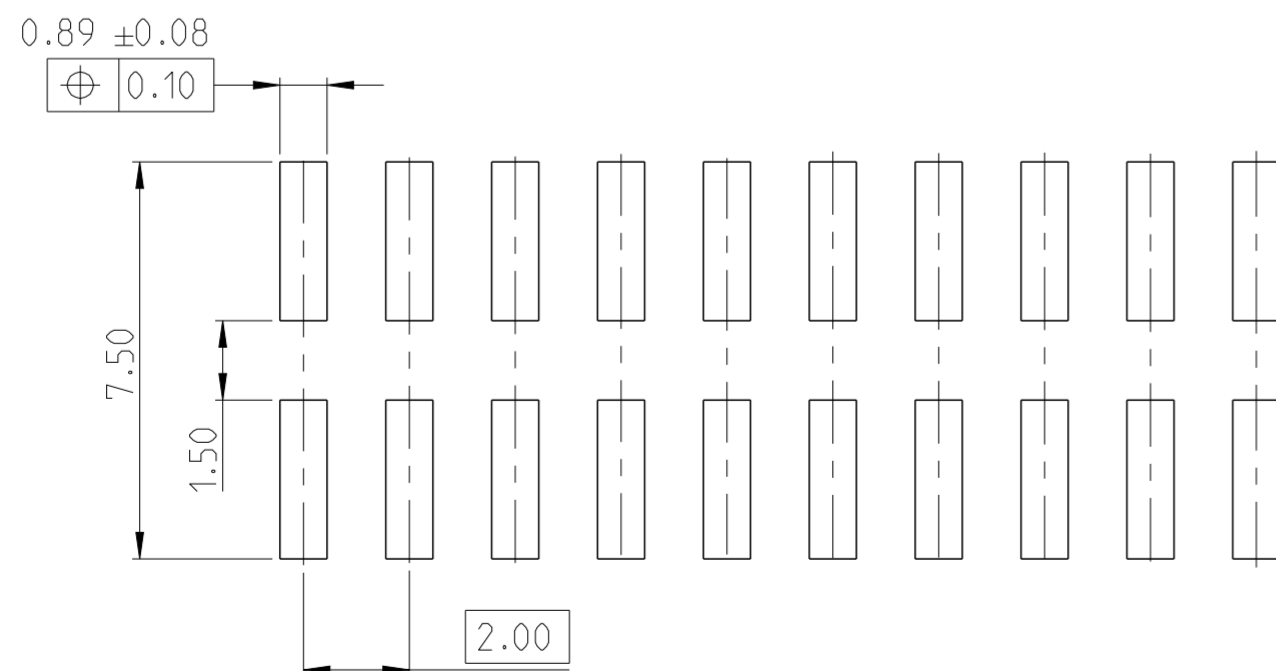
P	LTR	DESCRIPTION	DATE	DWN	APVD
A		RELEASE TO PRODUCTION	28NOV2019	AY	PS
A1		REMOVE POSITION 4, 6 AND 8	04JUN2020	AY	PS



- NOTES:
- MATERIAL
HOUSING & P&P CAP : HIGH TEMPERATURE THERMOPLASTIC, UL94-V0; COLOR- BLACK
POST : COPPER ALLOY
FINISH :
MATING SIDE: MIN. 0.76 μm GOLD OVER NICKEL UNDER PLATING.
SOLDER SIDE: MIN. 2.0 μm TIN OVER NICKEL UNDER PLATING.
 - PACKAGING: TAPE AND REEL (WITH PICK AND PLACE CAP)
- △ 3 TOLERANCE NOT CUMULATIVE.



2-2842280-0 AS SHOWN



RECOMMENDED PCB PATTERN

52.10	51.40	50	5-2842280-0
50.10	49.40	48	4-2842280-8
48.10	47.40	46	4-2842280-6
46.10	45.40	44	4-2842280-4
44.10	43.40	42	4-2842280-2
42.10	41.40	40	4-2842280-0
40.10	39.40	38	3-2842280-8
38.10	37.40	36	3-2842280-6
36.10	35.40	34	3-2842280-4
34.10	33.40	32	3-2842280-2
32.10	31.40	30	3-2842280-0
30.10	29.40	28	2-2842280-8
28.10	27.40	26	2-2842280-6
26.10	25.40	24	2-2842280-4
24.10	23.40	22	2-2842280-2
22.10	21.40	20	2-2842280-0
20.10	19.40	18	1-2842280-8
18.10	17.40	16	1-2842280-6
16.10	15.40	14	1-2842280-4
14.10	13.40	12	1-2842280-2
12.10	11.40	10	1-2842280-0
DIM "F"	DIM "E"	POS.	TE PN.

DESCRIPTION	ITEM NO.
PICK AND PLACE CAP	3
CONTACT PIN	2
HOUSING	1

THIS DRAWING IS A CONTROLLED DOCUMENT.

DIMENSIONS:	TOLERANCES UNLESS OTHERWISE SPECIFIED:
mm	
0 PLC	±
1 PLC	±
2 PLC	±0.25
3 PLC	±
4 PLC	±
ANGLES	±2°
FINISH	

DWN	11NOV2019
CHK	ANKIT YADAV
APVD	25NOV2019
PRODUCT SPEC	KARTHIK JK
APPLICATION SPEC	PRASHANTH S.
108-64040	
114-32259	
WEIGHT	-
CUSTOMER DRAWING	

		TE Connectivity	
NAME: AMPMODU 2mm SHROUDED HEADER DUAL ROW, VERTICAL SMD, 0.76 Au,T/R, WITH PICK AND PLACE CAP			
SIZE	CAGE CODE	DRAWING NO	RESTRICTED TO
A2	00779	C-2842280	-
SCALE 5:1		SHEET 1 OF 1	REV A1