

7-188431-6 ✓ ACTIVE

Micro-MaTch | Micro-MaTch Industrial

TE Internal #: 7-188431-6

Ribbon Cable Connectors, Cable-to-Board, 6 Position, 2.54 mm [.1 in] Centerline, Vertical, Surface Mount, 2 Row, Receptacle, Micro-MaTch Industrial

[View on TE.com >](#)



Connectors > PCB Connectors > Wire-to-Board Connectors > FFC, FPC & Ribbon Connectors > Ribbon Cable Connectors



Connector System: **Cable-to-Board**

Number of Positions: **6**

Centerline (Pitch): **2.54 mm [.1 in]**

PCB Mount Retention: **Without**

PCB Mount Orientation: **Vertical**

Features

Product Type Features

Ribbon Cable Connector Type	Female-on-Board
Connector Product Type	Connector Assembly
Connector System	Cable-to-Board
Connector & Housing Type	Receptacle
Connector & Contact Terminates To	Printed Circuit Board

Configuration Features

Number of Positions	6
PCB Mount Orientation	Vertical
Number of Rows	2

Electrical Characteristics

Insulation Resistance	1000 MΩ
Operating Voltage	100 VAC

Body Features

Primary Product Color	Red
Connector Profile	Standard

Contact Features

PCB Contact Termination Area Plating Material Thickness	3 – 5 μm[118.11 – 196.85 μin]
Contact Layout	Staggered



Contact Type	Receptacle
Contact Mating Area Plating Material Thickness	3 – 5 µm[118.11 – 196.85 µin]
Contact Mating Area Plating Material	Tin
PCB Contact Termination Area Plating Material Finish	Matte
Contact Mating Area Plating Material Finish	Matte
Contact Underplating Material	Nickel
PCB Contact Termination Area Plating Material	Tin
Contact Base Material	Phosphor Bronze
Contact Current Rating (Max)	1.5 A

Termination Features

Termination Method to Printed Circuit Board	Surface Mount
---	---------------

Mechanical Attachment

Mating Alignment	With
PCB Mount Alignment	Without
PCB Mount Retention	Without
Mating Alignment Type	Polarization
Mating Retention	Without
Connector Mounting Type	Board Mount

Housing Features

Mating Entry Location	Bottom
Housing Material	PA 4.6 GF
Centerline (Pitch)	2.54 mm[.1 in]

Dimensions

Row-to-Row Spacing	1.5 mm[.059 in]
--------------------	-----------------

Usage Conditions

Operating Temperature Range	-40 – 105 °C[-40 – 221 °F]
-----------------------------	----------------------------

Operation/Application

Circuit Application	Signal
---------------------	--------

Industry Standards

UL Rating	Recognized
Agency/Standard	UL
Approved Standards	UL E28476

UL Flammability Rating

UL 94V-0

Packaging Features

Packaging Quantity

1200

Packaging Method

Reel

Product Compliance

For compliance documentation, visit the product page on TE.com>

EU RoHS Directive 2011/65/EU

Compliant

EU ELV Directive 2000/53/EC

Compliant

China RoHS 2 Directive MIIT Order No 32, 2016

No Restricted Materials Above Threshold

EU REACH Regulation (EC) No. 1907/2006

Current ECHA Candidate List: JUNE 2023 (235)
Candidate List Declared Against: JAN 2023 (233)
Does not contain REACH SVHC

Halogen Content

Not Low Halogen - contains Br or Cl > 900 ppm.

Solder Process Capability

Reflow solder capable to 260°C

Product Compliance Disclaimer

This information is provided based on reasonable inquiry of our suppliers and represents our current actual knowledge based on the information they provided. This information is subject to change. The part numbers that TE has identified as EU RoHS compliant have a maximum concentration of 0.1% by weight in homogenous materials for lead, hexavalent chromium, mercury, PBB, PBDE, DBP, BBP, DEHP, DIBP, and 0.01% for cadmium, or qualify for an exemption to these limits as defined in the Annexes of Directive 2011/65/EU (RoHS2). Finished electrical and electronic equipment products will be CE marked as required by Directive 2011/65/EU. Components may not be CE marked. Additionally, the part numbers that TE has identified as EU ELV compliant have a maximum concentration of 0.1% by weight in homogenous materials for lead, hexavalent chromium, and mercury, and 0.01% for cadmium, or qualify for an exemption to these limits as defined in the Annexes of Directive 2000/53/EC (ELV). Regarding the REACH Regulation, the information TE provides on SVHC in articles for this part number is based on the latest European Chemicals Agency (ECHA) 'Guidance on requirements for substances in articles' posted at this URL: <https://echa.europa.eu/guidance-documents/guidance-on-reach>

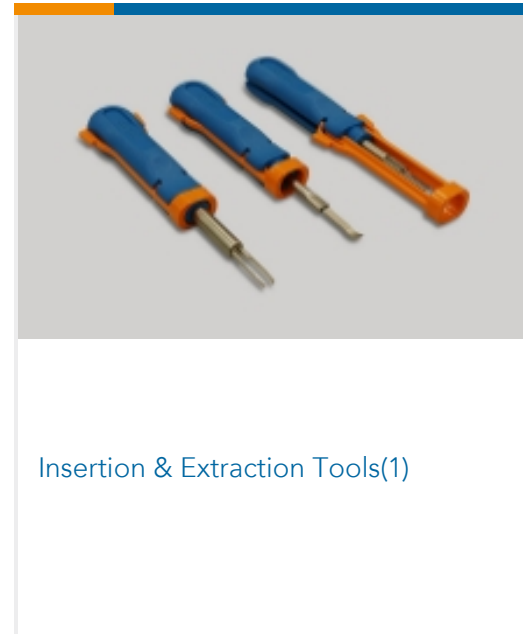
Compatible Parts



Also in the Series | Micro-MaTch Industrial




Board-In Connectors(20)




Insertion & Extraction Tools(1)




PCB Headers & Receptacles(1)



Pluggable I/O Cable Assemblies(52)

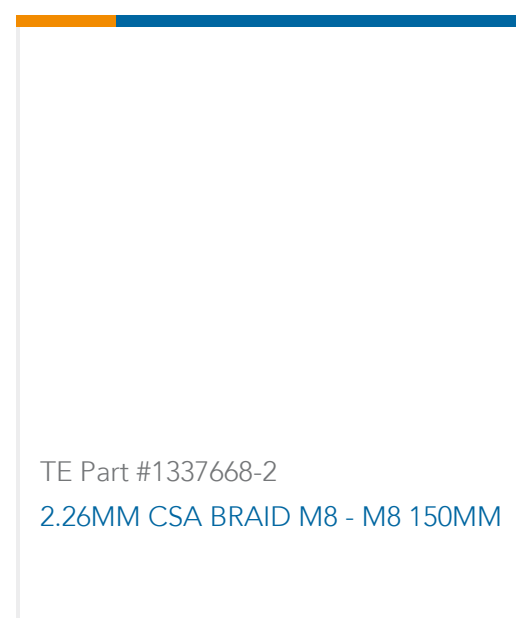


Ribbon Cable Connectors(185)



Wire-to-Board Connector Contacts(4)

Customers Also Bought

TE Part #206038-1
CPC Connectors, Series 2TE Part #66506-3
20 DF PINTE Part #1658537-3
SOCKET CONT DUPL PLT STRIP HD-TE Part #640900-1
05P UMNL PIN HDR ASSY 94VOTE Part #1-770166-1
02P MINI UMNL ASSY VO SNAU LFTE Part #61134-3
110 FASTON TAB TPBRTE Part #1337668-2
2.26MM CSA BRAID M8 - M8 150MM

Documents

Product Drawings

[MM 6p FIB SMD connector](#)

English

CAD Files

[3D PDF](#)

3D



Customer View Model

[ENG_CVM_CVM_7-188431-6_E.2d_dxf.zip](#)

English

Customer View Model

[ENG_CVM_CVM_7-188431-6_E.3d_igs.zip](#)

English

Customer View Model

[ENG_CVM_CVM_7-188431-6_E.3d_stp.zip](#)

English

By downloading the CAD file I accept and agree to the [Terms and Conditions](#) of use.

Datasheets & Catalog Pages

[Micro-MaTch Catalog](#)

English

[Centerline Micro-Match Connector Series](#)

English

Product Specifications

[Application Specification](#)

English