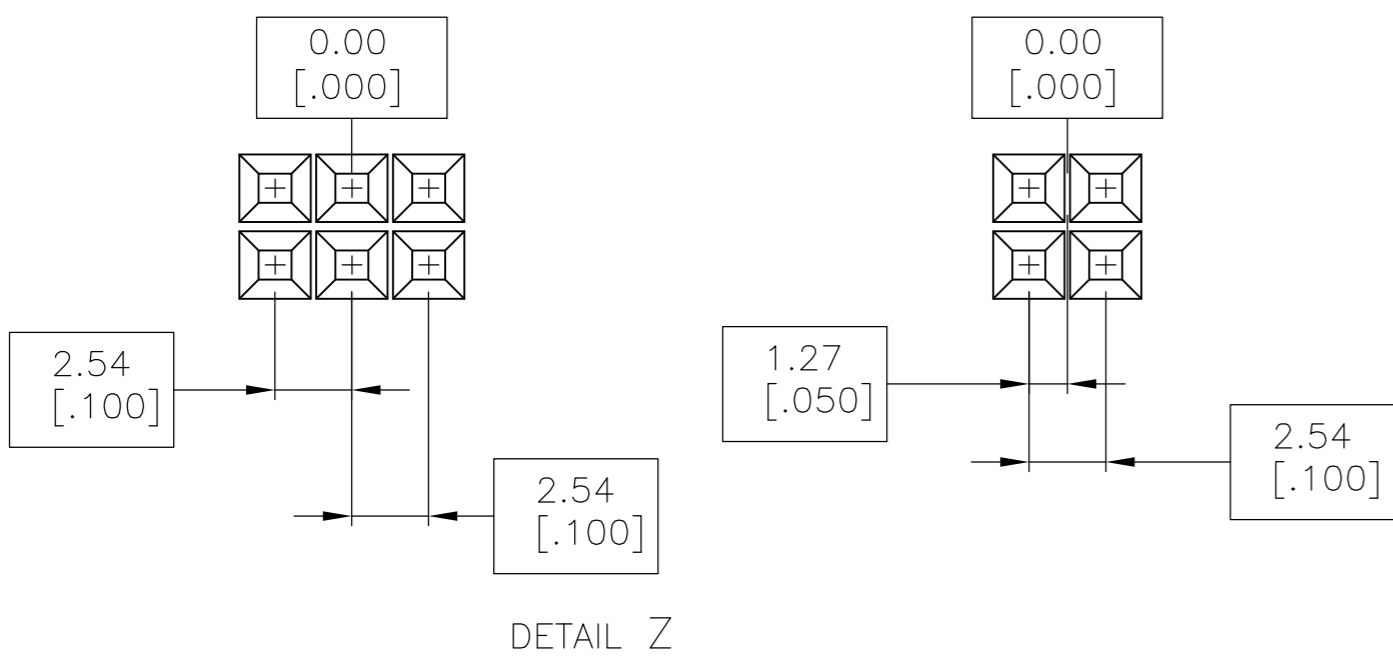
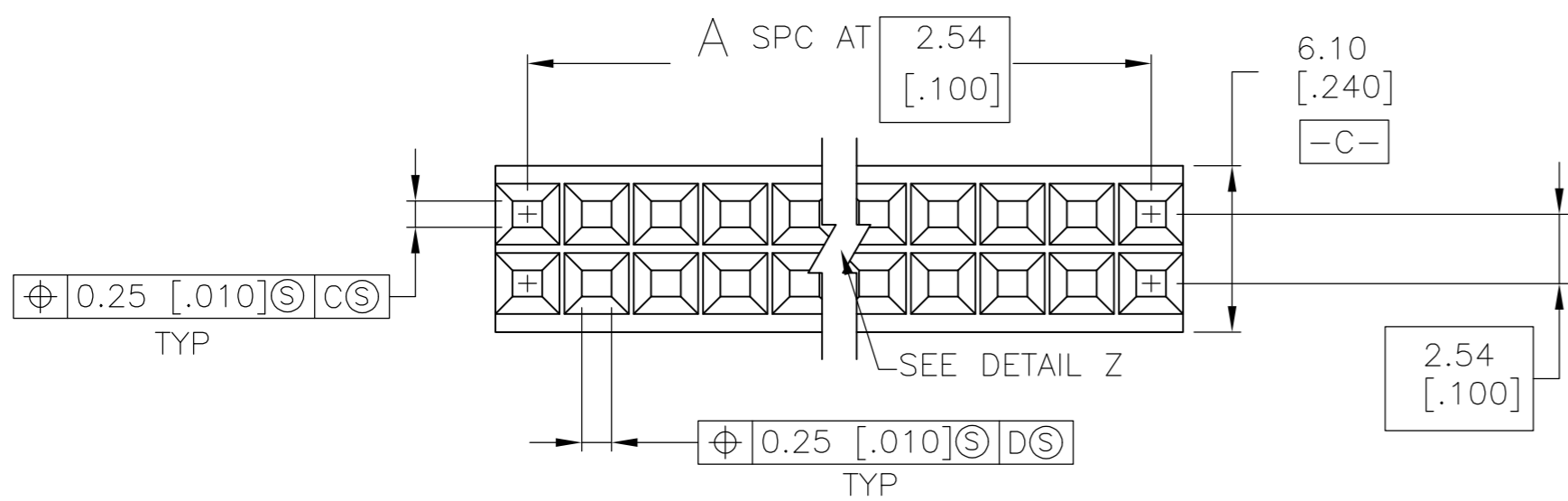
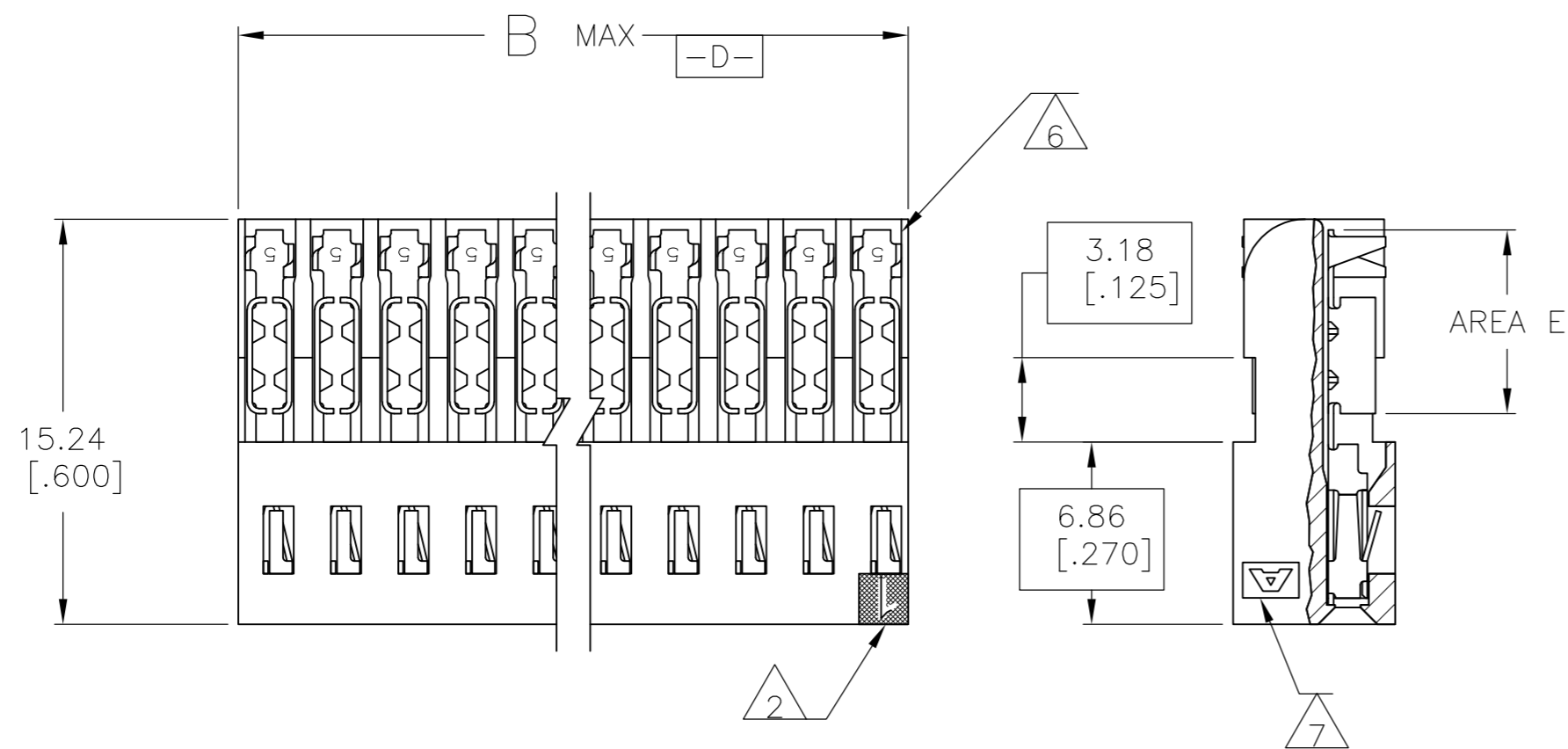


THIS DRAWING IS UNPUBLISHED. RELEASED FOR PUBLICATION  
 © COPYRIGHT - By - ALL RIGHTS RESERVED.

LOC	DIST	REVISIONS			
P	LTR	DESCRIPTION	DATE	DWN	APVD
AD	00				
P2		REVISED PER ECO-11-004820	11MAR11	RK	HMR



REV	DESCRIPTION	DATE	DWN	APVD	PART NO.
9	OBSOLETE	68.58 [2.700]	26	54	<del>5-102694-9</del>
		25.40 [1.000]	9	20	5-102694-8
		22.86 [.900]	8	18	5-102694-7
		20.32 [.800]	7	16	5-102694-6
		17.78 [.700]	6	14	5-102694-5
		15.24 [.600]	5	12	5-102694-4
		10.16 [.400]	3	8	5-102694-2
		7.62 [.300]	2	6	5-102694-1
		12.70 [.500]	4	10	1-102694-0
9	OBSOLETE	68.58 [2.700]	26	54	<del>102694-9</del>
		25.40 [1.000]	9	20	102694-8
9	OBSOLETE	22.86 [.900]	8	18	<del>102694-7</del>
9	SUP BY 5-102694-6	20.32 [.800]	7	16	<del>102694-6</del>
		17.78 [.700]	6	14	102694-5
		15.24 [.600]	5	12	102694-4
		12.70 [.500]	4	10	102694-3
		10.16 [.400]	3	8	102694-2
		7.62 [.300]	2	6	102694-1
	FINISH	B	A	NO. OF POSN	PART NO.

- 1 HOUSING: PBT, UL 94V-0 RATED, COLOR-BLACK  
CONTACTS: COPPER ALLOY PER ASTM B103
- 2 MOLDED CIRCUIT #1 IDENTIFIER IN LOCATION SHOWN.
- 3 0.00076[.000030] MIN GOLD IN CONTACT AREA, 0.00127-0.00254[.000050-.000100] TIN-LEAD IN AREA E, ALL OVER 0.00127[.000050] MIN NICKEL.
- 4 0.00076 [.000030] MIN GOLD IN CONTACT AREA, 0.00127-0.00254 [.000050-.000100] TIN IN AREA E, ALL OVER 0.00127[.000050] MIN NICKEL
- 5 USE WITH #26-#22 AWG WIRE SIZE, .050 MAX INSULATION DIA., .015 MAX INSULATION WALL THICKNESS.
- 6 CONTACT IDENTIFICATION NUMBER "5" LOCATED IN THIS AREA.
- 7 AMP TRADEMARK (EITHER SIDE).
- 8 ROHS 2002 /95/EC COMPLIANT

9 OBSOLETE PARTS: OBSOLETE CIS STREAMLINING PER D.RENAUD/D.SINISI

THIS DRAWING IS A CONTROLLED DOCUMENT.

DIMENSIONS: mm [INCHES]	TOLERANCES UNLESS OTHERWISE SPECIFIED: 0 PLC ± - 1 PLC ± - 2 PLC ± 0.13[.005] 3 PLC ± - 4 PLC ± - ANGLES ± -	DWN S. SHUEY 12-30-91 CHK M. RIDER 1-6-92 APVD M. RIDER 1-6-92 PRODUCT SPEC 108-25018 APPLICATION SPEC 114-25032	NAME AMPMODU MT, RCPT ASSY, HIGH PRESSURE CONTACTS FOR 22-26 AWG WIRE SIZE
MATERIAL 1	FINISH SEE TABLE	WEIGHT -	SIZE A2
CUSTOMER DRAWING		SCALE 4:1	SHEET 1 of 1
		REV P2	RESTRICTED TO -

TE Connectivity