

PART NUMBER	PACKAGING	ITEM ① BODY	ITEM ② CONTACT	ITEM ③ INSULATOR	ITEM ④ PIN LOCATOR
125-0701-221	BULK PACK 5 PCS/BAG	BRASS GOLD PL .00003 MIN OVER NICKEL PL.00005 MIN OVER COPPER PL.00005 MIN	BERYLLIUM COPPER GOLD PL .00005 MIN OVER NICKEL PL.00005 MIN OVER COPPER PL.00005 MIN	TORLON 4203	TEFLON
125-0701-222	TAPE AND REEL 1000 PCS PER FIG1				

REV	ECO	DATE
001	ECO-17-0028	2017/09/28
002	ECO-17-0036	2017/12/20
003	ECO-18-0001	2018/1/12

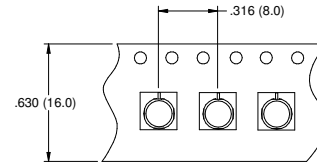
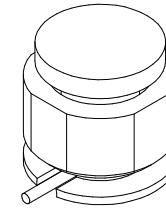
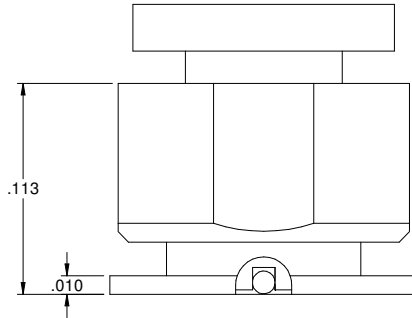


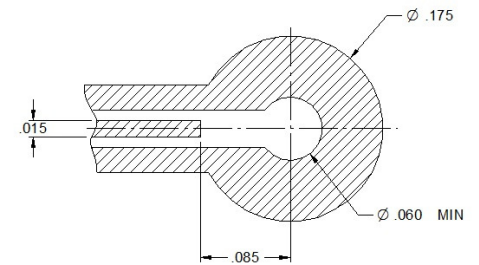
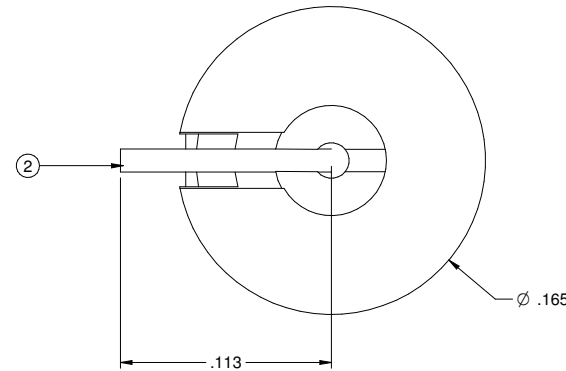
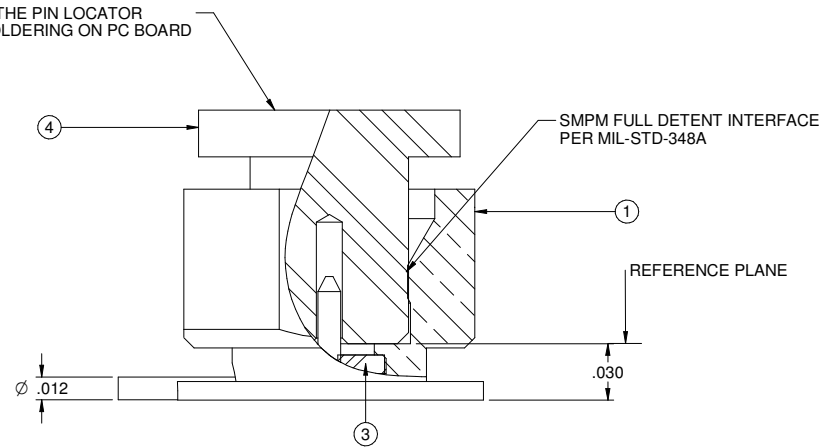
FIG 1  
2:1



10:1



REMOVE THE PIN LOCATOR  
AFTER SOLDERING ON PC BOARD



RECOMMENDED PCB LAYOUT

**SPECIFICATION:**

**ELECTRICAL:**

IMPEDANCE: 50 OHMS  
 FREQUENCY RANGE: 0-20 GHz  
 VSWR: DEPENDANT ON APPLICATION  
 WORKING VOLTAGE: 325 VRMS MAX AT SEA LEVEL  
 DIELECTRIC WITHSTANDING VOLTAGE: 325 VRMS MIN AT SEA LEVEL  
 INSULATION RESISTANCE: 5000 MEGOHM MIN

**CONTACT RESISTANCE:**

CENTER CONTACT - INITIAL 6 MILLIOHM MAX, AFTER ENVIRONMENTAL NOT APPLICABLE  
 OUTER CONDUCTOR - INITIAL 2 MILLIOHM MAX, AFTER ENVIRONMENTAL NOT APPLICABLE

RF LEAKAGE: NOT APPLICABLE

**MECHANICAL:**

ENGAGEMENT FORCE: 4.5 LBS TYPICAL  
 DISENGAGEMENT FORCE: 6.5 LBS TYPICAL  
 DURABILITY: 100 CYCLES MIN

**ENVIRONMENTAL:**

OPERATING TEMPERATURE: -65 TO 165°C  
 THERMAL SHOCK: MIL-STD-202, METHOD 107, CONDITION B  
 MECHANICAL SHOCK: MIL-STD-202, METHOD 213, CONDITION I  
 CORROSION: MIL-STD-202, METHOD 101  
 VIBRATION: MIL-STD-202, METHOD 204  
 MOISTURE RESISTANCE: MIL-STD-202, METHOD 106, EXCEPT STEP 7B

	Model No. 125-0701-221/230	<b>JOHNSON</b>	
	RoHS2 2011/65/EU REACH 2002/61/EC XXXX + 003 .XXXX + 0010 ANGLES +10°	Title: SMPM MALE FULL DETENT PCB SURFACE MOUNT .150 HEIGHT Drawing No. 125-0701-221/230 Date: 5-15-2014 Size C DO NOT SCALE DRAWING	Rev. 3 125-0701-221/230 3 Sheet 1 of 1