

213894-1 ✓ ACTIVE

AMP | AMP CPC

TE Internal #: 213894-1

Circular Power Connectors, Housing, 250 VDC, Wire-to-Wire, 10 Position, Wire & Cable, Receptacle, Reverse Gender, Socket, Power & Signal, AMP CPC

[View on TE.com >](#)



Connectors > Power Connectors > Circular Power > Circular Power Connectors



Connector Product Type: **Housing**

Operating Voltage: **250 VDC**

Connector System: **Wire-to-Wire**

Number of Positions: **10**

Sealable: **No**

## Features

### Product Type Features

|                                   |              |
|-----------------------------------|--------------|
| Connector Product Type            | Housing      |
| Connector System                  | Wire-to-Wire |
| Sealable                          | No           |
| Connector & Contact Terminates To | Wire & Cable |
| Connector & Housing Type          | Receptacle   |
| Circular Connector Shell Type     | All Plastic  |

### Configuration Features

|                            |      |
|----------------------------|------|
| Reverse Numbering          | With |
| Number of Positions        | 10   |
| Number of Power Positions  | 2    |
| Number of Signal Positions | 8    |

### Electrical Characteristics

|                   |         |
|-------------------|---------|
| Operating Voltage | 250 VAC |
|-------------------|---------|

### Contact Features

|                    |        |
|--------------------|--------|
| Reverse Gender     | Yes    |
| Contact Type       | Socket |
| Contact Protection | With   |

### Mechanical Attachment



|                       |                    |
|-----------------------|--------------------|
| Mating Alignment Type | Keyed              |
| Mating Alignment      | With               |
| Mating Retention Type | Threaded Coupling  |
| Thread Size           | 15/16-20 UNEF – 2A |
| Polarization Code     | A                  |
| Mating Retention      | With               |
| Panel Mount Feature   | Without            |

### Housing Features

|                               |          |
|-------------------------------|----------|
| Body Orientation              | Straight |
| Housing Color                 | Black    |
| Housing Material              | Nylon    |
| Circular Connector Shell Size | 17       |

### Dimensions

|                                      |  |
|--------------------------------------|--|
| Compatible Insulation Diameter Range | 1.5 – 3.3 mm, 3.96 – 6.6 mm [.06 – .13 in] [.156 – .26 in] |
|--------------------------------------|--|

### Usage Conditions

|                             |                             |
|-----------------------------|-----------------------------|
| Operating Temperature Range | -55 – 105 °C [-67 – 221 °F] |
| Fluid Resistance            | None                        |

### Operation/Application

|                     |                |
|---------------------|----------------|
| Circuit Application | Power & Signal |
| Shielded            | No             |

### Industry Standards

|                        |          |
|------------------------|----------|
| UL Flammability Rating | UL 94V-0 |
|------------------------|----------|

### Packaging Features

|                    |         |
|--------------------|---------|
| Packaging Quantity | 1       |
| Packaging Method   | Package |

### Product Compliance

[For compliance documentation, visit the product page on TE.com>](#)

|   |   |
|---|---|
| EU RoHS Directive 2011/65/EU                  | Compliant                               |
| EU ELV Directive 2000/53/EC                   | Compliant                               |
| China RoHS 2 Directive MIIT Order No 32, 2016 | No Restricted Materials Above Threshold |

EU REACH Regulation (EC) No. 1907/2006

Current ECHA Candidate List: JUNE 2023 (235)

Candidate List Declared Against: JUNE 2023 (235)

Does not contain REACH SVHC

Halogen Content

BFR/CFR/PVC Free, but Br/Cl >900 ppm in other sources.

Solder Process Capability

Not applicable for solder process capability





Product Compliance Disclaimer

This information is provided based on reasonable inquiry of our suppliers and represents our current actual knowledge based on the information they provided. This information is subject to change. The part numbers that TE has identified as EU RoHS compliant have a maximum concentration of 0.1% by weight in homogenous materials for lead, hexavalent chromium, mercury, PBB, PBDE, DBP, BBP, DEHP, DIBP, and 0.01% for cadmium, or qualify for an exemption to these limits as defined in the Annexes of Directive 2011/65/EU (RoHS2). Finished electrical and electronic equipment products will be CE marked as required by Directive 2011/65/EU. Components may not be CE marked. Additionally, the part numbers that TE has identified as EU ELV compliant have a maximum concentration of 0.1% by weight in homogenous materials for lead, hexavalent chromium, and mercury, and 0.01% for cadmium, or qualify for an exemption to these limits as defined in the Annexes of Directive 2000/53/EC (ELV). Regarding the REACH Regulation, the information TE provides on SVHC in articles for this part number is based on the latest European Chemicals Agency (ECHA) 'Guidance on requirements for substances in articles' posted at this URL: <https://echa.europa.eu/guidance-documents/guidance-on-reach>

## Compatible Parts



## Also in the Series | AMP CPC





Circular Power Connectors(459)



Connector Backshells(56)




Connector Seals & Cavity Plugs(36)




Connector Strain Relief(6)



Insertion & Extraction Tools(1)



Power Contacts(6)



Sealing Sleeves(2)

## Customers Also Bought



TE Part #206070-8  
CABLE CLAMP KIT #17



TE Part #DT06-2S  
PLG, 2P, GRY, N



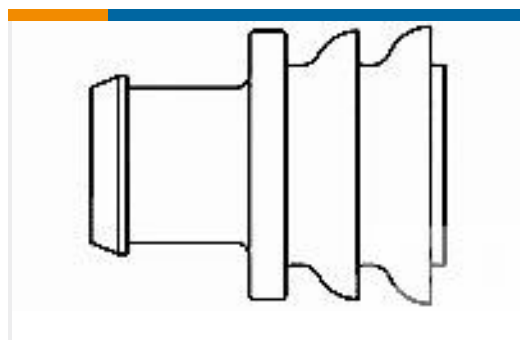
TE Part #W2S  
Wedgelocks: DEUTSCH DT



TE Part #0462-201-16141  
DEUTSCH Solid Contacts



TE Part #282104-1  
AMP SUPERSEAL 1.5MM,  
CONNECTOR HOUSING



TE Part #281934-2  
SINGLE WIRE SEAL



TE Part #DT04-2P  
REC, 2P, GRY, N

## Documents

### Product Drawings

[CPC RCPT,IN-LINE,SRS 6,17-10](#)

English

### CAD Files

[3D PDF](#)

English

[Customer View Model](#)

[ENG\\_CVM\\_213894-1\\_B.2d\\_dxf.zip](#)



English

Customer View Model

[ENG\\_CVM\\_213894-1\\_B.3d\\_igs.zip](#)

English

Customer View Model

[ENG\\_CVM\\_213894-1\\_B.3d\\_stp.zip](#)

English

[3D PDF](#)

3D

Customer View Model

[ENG\\_CVM\\_CVM\\_213894-1\\_J.2d\\_dxf.zip](#)

English

Customer View Model

[ENG\\_CVM\\_CVM\\_213894-1\\_J.3d\\_igs.zip](#)

English

Customer View Model

[ENG\\_CVM\\_CVM\\_213894-1\\_J.3d\\_stp.zip](#)

English

By downloading the CAD file I accept and agree to the [Terms and Conditions](#) of use.

---

## Product Specifications

[Product Specification](#)

English

---

## Agency Approvals

[CSA Certificate](#)

English

[CSA Certificate](#)

English