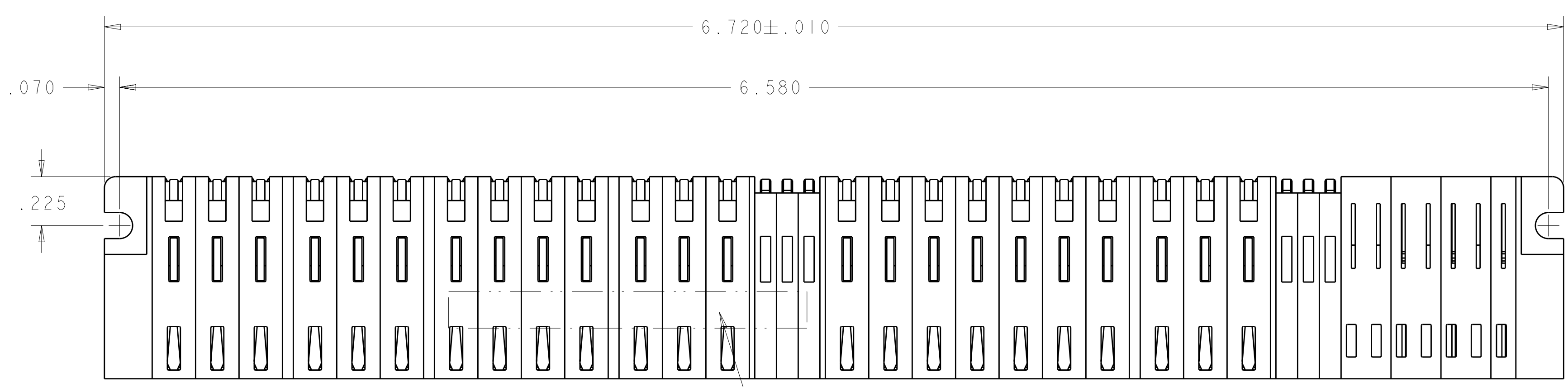
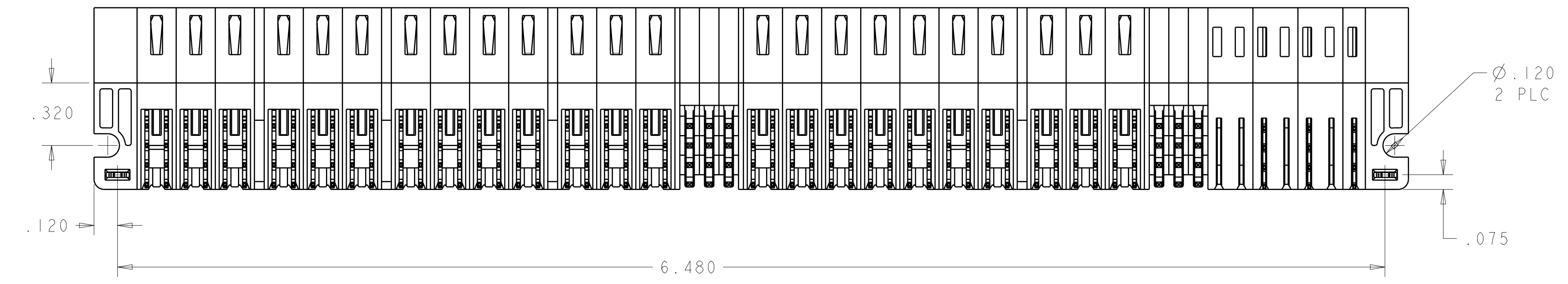
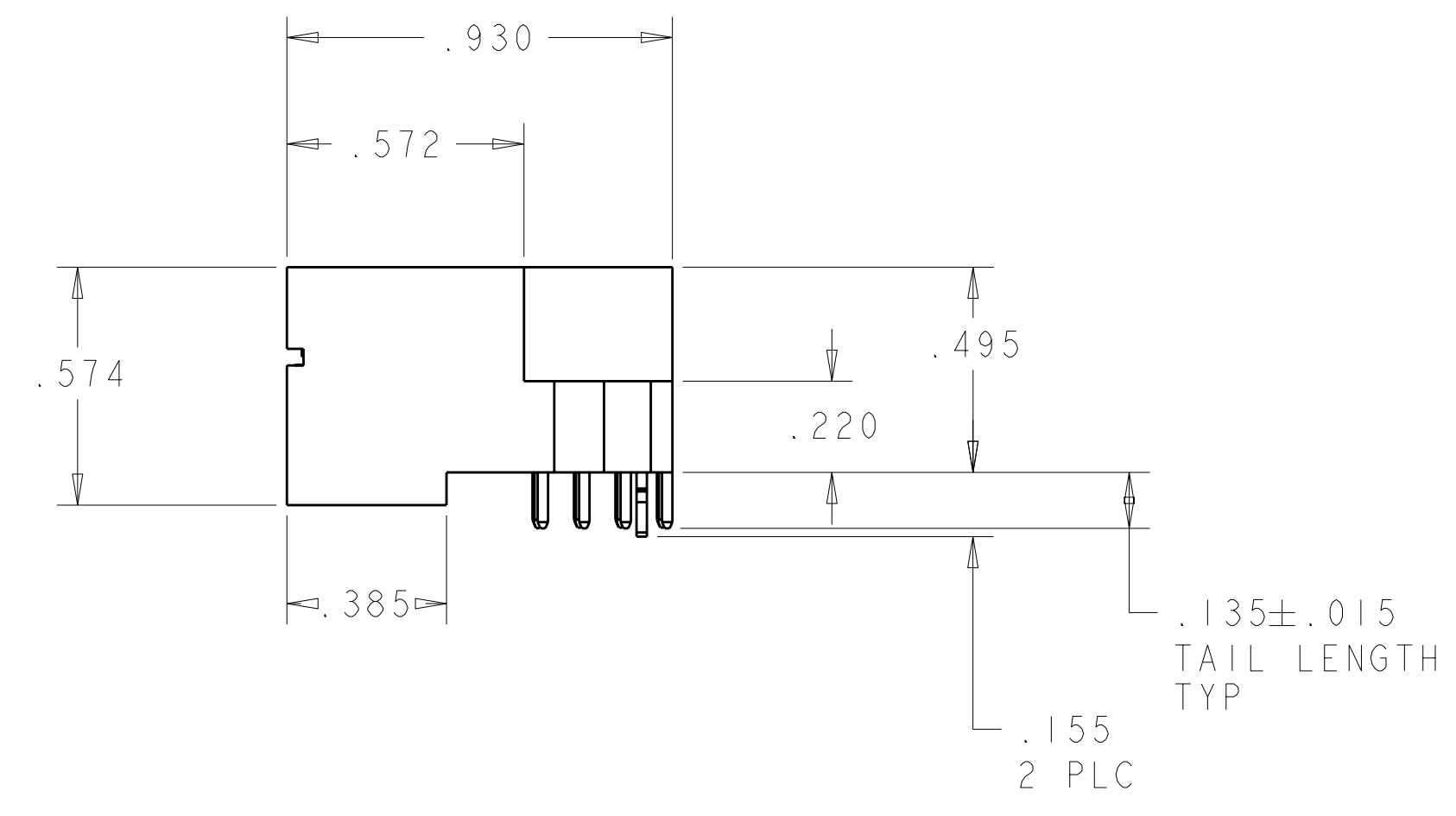
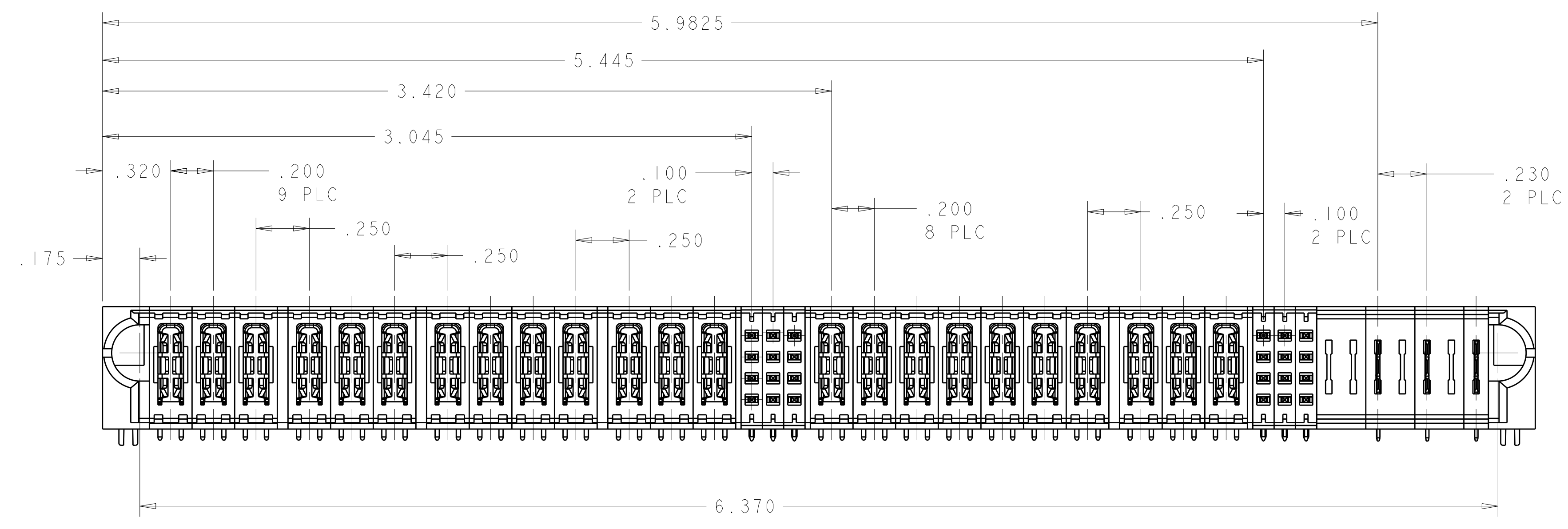


LOC	DIST	REV	DESCRIPTION	DATE	DWN	APVD
ES	00	A	REV PER ECR-09-001275	20JAN2009	CZ	SY



- 1 "AMP", PART NUMBER, AND DATECODE TO BE MARKED IN AREA SHOWN. PARTS UNDER 2.00 LONG MAY BE MARKED ON BOTH SIDES.
- 2 MATERIAL: HOUSING - GLASS FILLED HIGH TEMP THERMO PLASTIC, BLACK, UL94 V-0
SIGNAL CONTACT - COPPER ALLOY
POWER CONTACT - HIGH CONDUCTIVITY COPPER ALLOY
- 3 CONTACT PLATING: SIGNAL CONTACTS - .000050 MIN Ni UNDER ALL.
.000030 MIN. Au ON CONTACT AREA.
.000100 MIN Sn AT PCB INTERFACE.
POWER CONTACTS - .000050 MIN Ni UNDER ALL.
.000030 MIN Au AT CONTACT AREA.
.000100 MIN Sn AT PCB INTERFACE.
- 4 MECHANICAL CONNECTOR KEEP OUT ZONE.
- 5 DATUM AND BASIC DIMENSIONS ESTABLISHED BY CUSTOMER.
- 6 PCB - HOLE DIAMETERS ARE FINISHED HOLE SIZE.
- 7 PCB - .0453 ± .0010 DRILLED HOLES PLATED WITH .0003 MIN Sn OVER .001 TO .003 Cu PLATING TO ACHIEVE A .040 DIA HOLE.

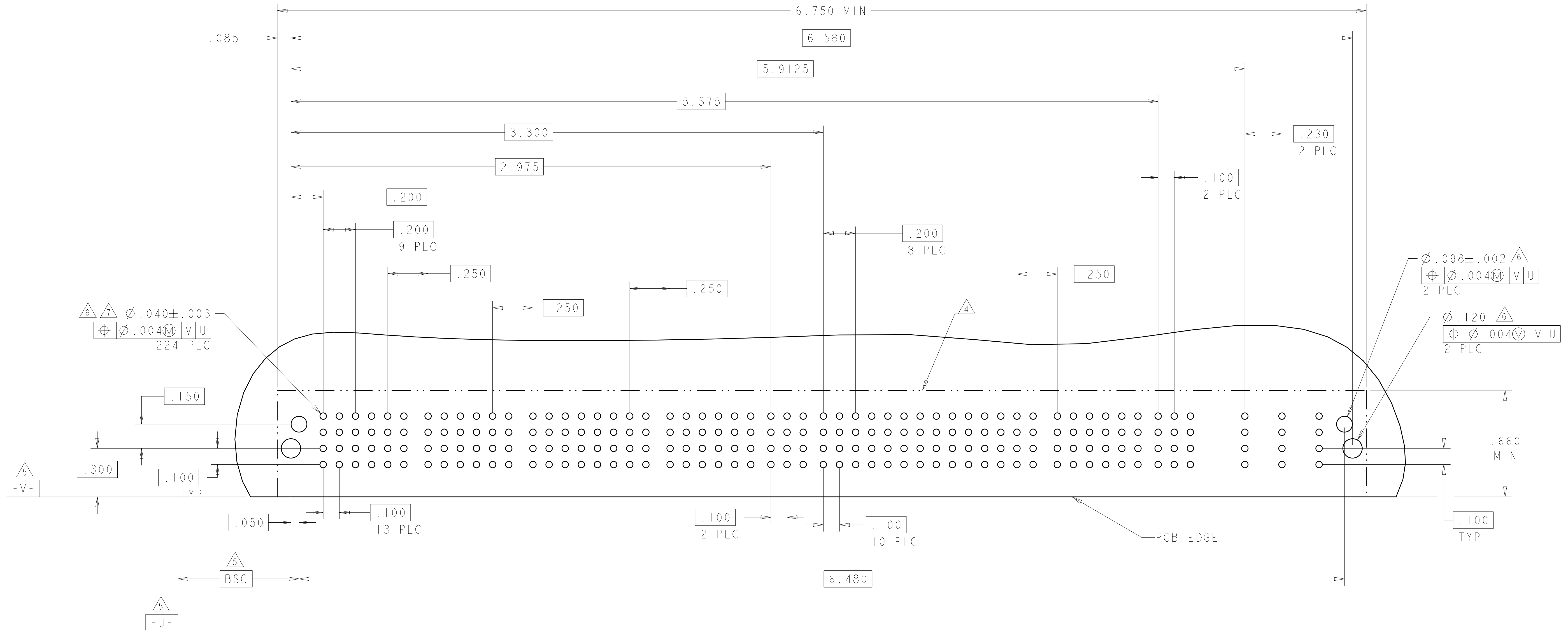


13P + 12S + 10P + 12S + 3LP	1-6450830-6
DESCRIPTION	PART NUMBER

<small>THIS DRAWING IS UNPUBLISHED. RELEASED FOR PUBLICATION. COPYRIGHT 20 BY TYCO ELECTRONICS CORPORATION. ALL RIGHTS RESERVED.</small>		DWN: C. ZHOU 08OCT2008 CHK: S. ZHAO 08OCT2008 APVD: S. YAO	Tyco Electronics Corporation Shanghai, P.R.China. 200233
DIMENSIONS: INCHES TOLERANCES UNLESS OTHERWISE SPECIFIED: 9 PLC ± 1 PLC ± 2 PLC ±0.02 3 PLC ±0.020 4 PLC ± ANGLES ±°	NAME: RIGHT ANGLE HEADER W/ LP CONTACT AND SHORT END MODULES MULTI-BEAM XLE PRODUCT SPEC: 108-2292 APPLICATION SPEC: 114-13038 WEIGHT:	SIZE: A100779 CAGE CODE: C=1-6450830-6 SCALE: 1:1	RESTRICTED TO: A SHEET: 1 OF 2 REV: A
MATERIAL: 2		FINISH: 3	
CUSTOMER DRAWING		SCALE: 1:1 SHEET: 1 OF 2 REV: A	

LOC	DIST	REVISIONS			
ES	00	REV	DATE	DWN	APVD
		1	SEE SHEET 1		

PART NUMBER	ROWS	POWER													SIGNAL			POWER										SIGNAL			POWER		
		P1	P2	P3	P4	P5	P6	P7	P8	P9	P10	P11	P12	P13	1	2	3	P14	P15	P16	P17	P18	P19	P20	P21	P22	P23	4	5	6	LP1	LP2	LP3
1-6450830-6	D C B A	TM	TM	TM	TM	TM	TM	TM	TM	TM	TM	TM	TM	TM	J	J	J	TM	TM	TM	TM	TM	TM	TM	TM	TM	TM	J	J	J	LMF	LM	LM
13P+12S+10P+12S+3LP															J K N S													J K N S					



DESCRIPTION	IDENTIFIER
HOLD DOWN	HD
.135 SIGNAL CON, ROW A	S
.135 SIGNAL CON, ROW B	N
.135 SIGNAL CON, ROW C	K
.135 SIGNAL CON, ROW D	J
.135 SOLDER LOWER POWER CON, STD	LM
.135 SOLDER LOWER POWER CON, MFB	LMF
.135 SOLDER POWER CON	TM

DIMENSIONS: INCHES 		TOLERANCES UNLESS OTHERWISE SPECIFIED: 9 PLC ±. 1 PLC ±. 2 PLC ±0.02 3 PLC ±0.0020 4 PLC ±. ANGLES ±°		DWN: C. ZHOU 08OCT2008 CHK: S. ZHAO 08OCT2008 APVD: S. YAO NAME: RIGHT ANGLE HEADER W/ LP CONTACT AND SHORT END MODULES MULTI-BEAM XLE PRODUCT SPEC: 108-2292 APPLICATION SPEC: 114-13038 WEIGHT: - FINISH: -		Tyco Electronics Corporation Shanghai, P.R. China, 200233 SIZE: A100779 CUSTOMER DRAWING: 1-6450830-6 SCALE: 1:1 SHEET 2 OF 2 REV A	
------------------------	--	---	--	--	--	---	--