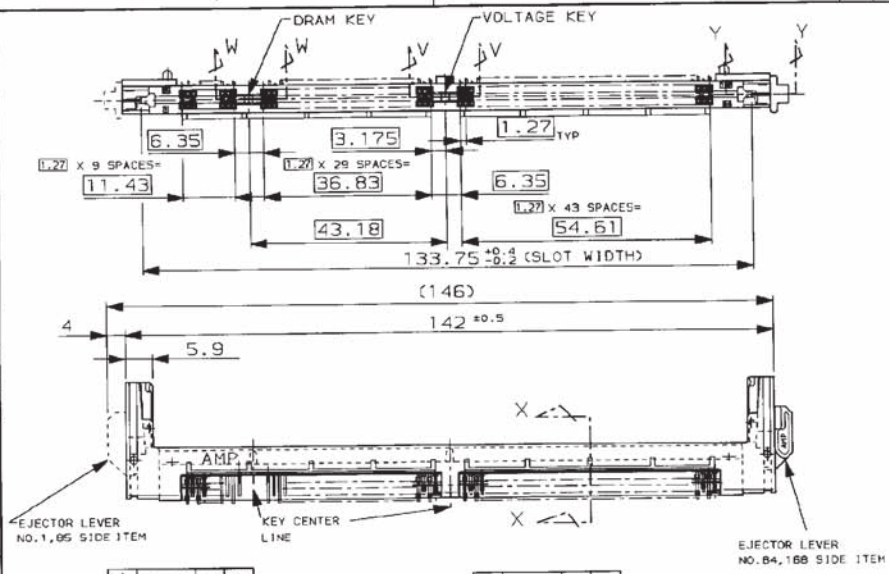

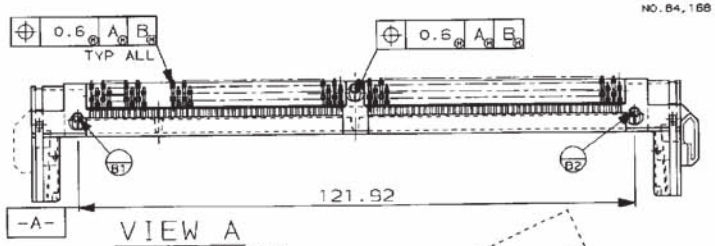

VIEW A
(180° ROTATE)

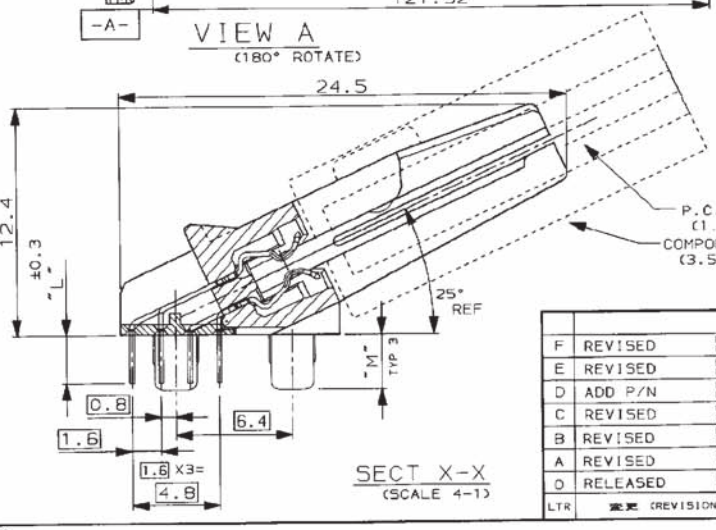

SECT X-X
(SCALE 4-1)

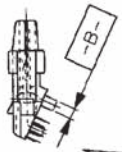

VIEW A

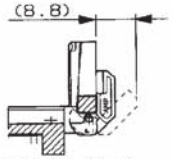

SECT Y-Y

NOTES;

⚠1 MATERIAL;HOUSING & EJECTOR LEVER:
L.C.P(HIGH TEMP THERMO PLASTIC)
UL 94V-0,NATURAL.(LEVER:BLACK)
CONTACT:PHOS-BRZ

⚠2 FINISHI,CONTACT AREA:0.0003 MIN GOLD ON
0.0013 MIN ALL OVER NICKEL.
SOLDERING AREA:0.001 MIN TIN-LEAD.

3. MODULE KEY POSITION OF CONNECTOR SEE TABLE.

注記;

⚠1 材料;ハウジング & エジェクターレバー:
L.C.P (耐熱熱可塑性樹脂)
UL94V-0.自然色.(レバー : 黒色)
コンタクト:燐青銅

⚠2 めっき仕様;接触部 金めっき 0.0003 MIN 厚
ニッケル下地 0.0013 MIN 厚
半田付け部;半田めっき 0.001 MIN 厚

3. コネクターのモジュールキーは表参照の事。

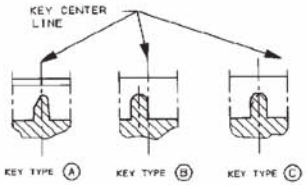

KEYING TYPE
SECT W-W & SECT V-V
(SCALE 2-1)

"L" ±0.3	"M"	REMARKS (POWER SUPPLY)	EJECTOR LEVER MOUNT SIDE	DRAM KEY	VOLTAGE KEY	POS	PART NO.
↑	↑	DRAM 3.3V	CIRCUIT NO.1,85 SIDE	(A)	(C)	168	2- ↑ -2
3	3.4	DRAM 5.0V	CIRCUIT NO.1,85 SIDE	(A)	(B)	168	2-179508-1
↑	↑	DRAM 3.3V	↑	(A)	(C)	168	1- ↑ -2
		DRAM 5.0V	CIRCUIT NO.84,168 SIDE	(A)	(B)	168	1-179508-1
		DRAM 3.3V	↑	(A)	(C)	168	↑ -2
2.6	3	DRAM 5.0V	CIRCUIT NO.1,85 SIDE	(A)	(B)	168	179508-1

LTR	変更 (REVISION RECORD)		DR	CHK	DATE
F	REVISED	ECN NO. FJ00-5589-96	K.K	I.E	6-DEC-'96
E	REVISED	ECN NO. FJ00-4174-96	J.T	I.E	26-FEB-'96
D	ADD P/N	ECN NO. FJ00-3615-95	I.E	I.E	22-JUN-'95
C	REVISED	ECN NO. FJ00-0736-94	I.E	Y.Y	7-JUN-'94
B	REVISED	ECN NO. FJ00-1012-93	I.E	Y.Y	18-MAY-'94
A	REVISED	ECN NO. FJ00-1012-93	I.E	Y.Y	26-JAN-'94
0	RELEASED	ECN NO. FJ00-1012-93	S.K	I.E	10-DEC-'93

Copyright ©1993年 日本エー・エム・ピー株式会社
Copyright ©1993 AMP (Japan), LTD. ALL RIGHTS RESERVED.

AMP 日本エー・エム・ピー株式会社 Tokyo, Japan

線径(WIRE RANGE)	mm² (AWG -)
絶縁外径(INSULATION DIA.)	mm
材料(MATERIAL)	SEE NOTE
仕上(FINISH)	SEE NOTE
DR. 10-DEC-'93 S.KANEKI	DE. 10-DEC-'93 I.ENOMOTO
CHK. 13-DEC-'93 Y.YOSHIMURA	APP. 13-DEC-'93 Y.YOSHIMURA

名称(NAME): LOW PROFILE M64 CARD EDGE CONNECTOR, SLANT(25°) TYPE. (FOR 8 BYTE DIMM)

一般公差(GENERAL TOLERANCE): 10以下 : ±0.2; 10を超え 30以下 : ±0.25; 30を超え 100以下 : ±0.3; 角 : ±3°

番号(No.)	LOC	SHEET
C-179508	B J	1 OF 3

尺度(SCALE) 1-1 REV. F

(CUSTOMER DRAWING) 参考図面

C-179508 NUMBER
METRIC
三角法(3rd ANGLE PROJECTION)
PROJ NO.695-248
PROJ NO.593-384
寸法は、mm DIMENSIONS IN MM. DO NOT SCALE PRINT
PRINT DIST

AMP-J010-2C REV.'93
pt_00098

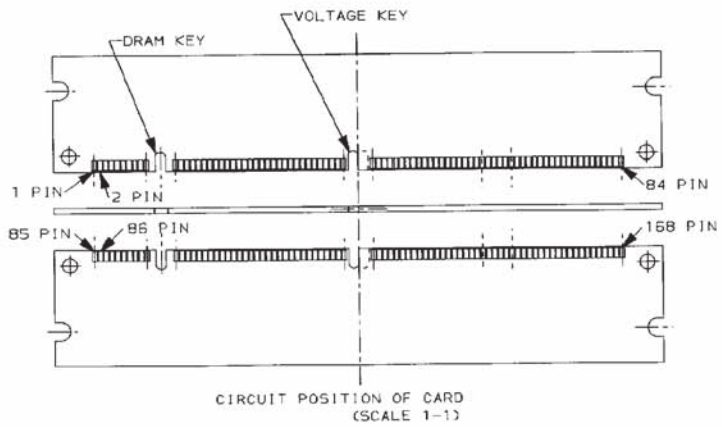

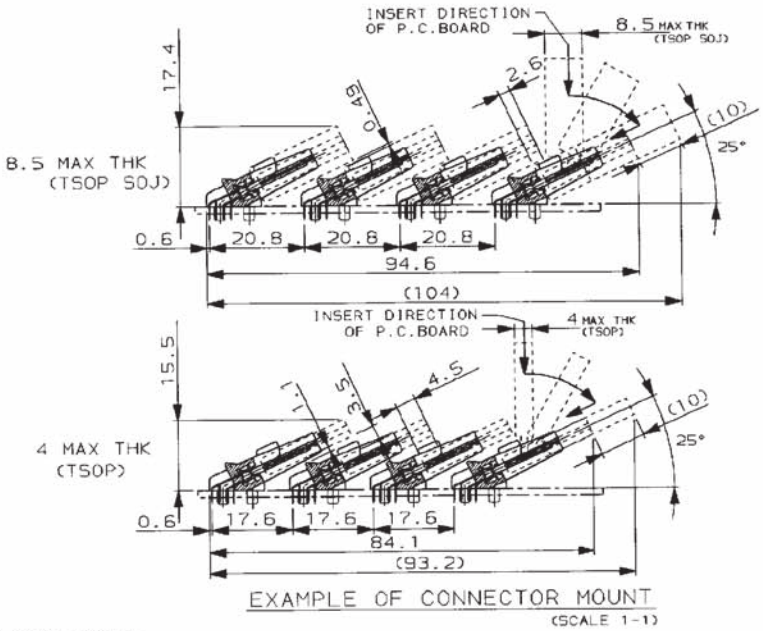

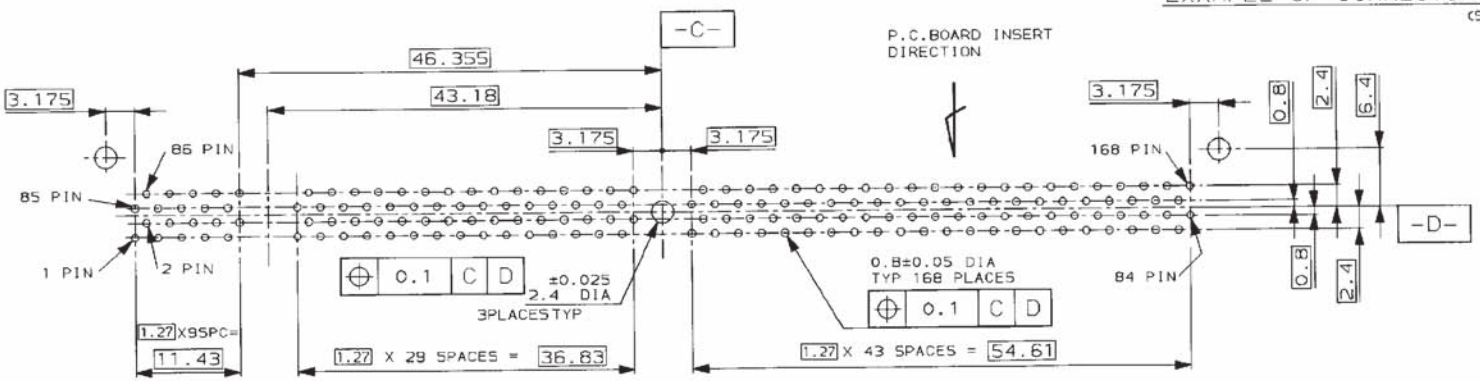

推奨取付け穴仕様（コネクター取付け側）

RECOMMENDED P.C.BOARD HOLE LAYOUT
(CONNECTOR MOUNTING SIDE)

推奨基盤厚

P.C.BOARD THK 1.6 ±0.1

Copyright ©1993年
Copyright ©1993 AMP (Japan), LTD. ALL RIGHTS RESERVED.

AMP

Tokyo, Japan

SEE SHEET 1 OF 3

LTR	変更 (REVISION RECORD)	DR	CHK	DATE

品名 (NAME)	LOW PROFILE M64 CARD EDGE CONNECTOR, SLANT (25°) TYPE. (FOR 8 BYTE DIMM)
電線範囲 (WIRE RANGE)	mm² (AWG -)
絶縁外径 (INSULATION DIA.)	mmφ
材料 (MATERIAL)	
仕上 (FINISH)	
DR.	DE.
CHK.	
一般公差 (GENERAL TOLERANCE)	10以下 ±0.2; 10を超え30以下 ±0.25; 30を超え100以下 ±0.3; 角 ±3°
LOC	B J
番号 (No.)	C-179508
尺度 (SCALE)	2-1
REV.	F
SHEET	2 OF 3

(CUSTOMER DRAWING) 参考図面

NUMBER C-179508

三角法 (3rd ANGLE PROJECTION)

METRIC

PROJ NO. 695-248
PROJ NO. 593-384

寸法は mm DIMENSIONS IN MM. DO NOT SCALE PRINT

PRINT DIST

AMP-J010-2C
REV. 3/93
ptj00098

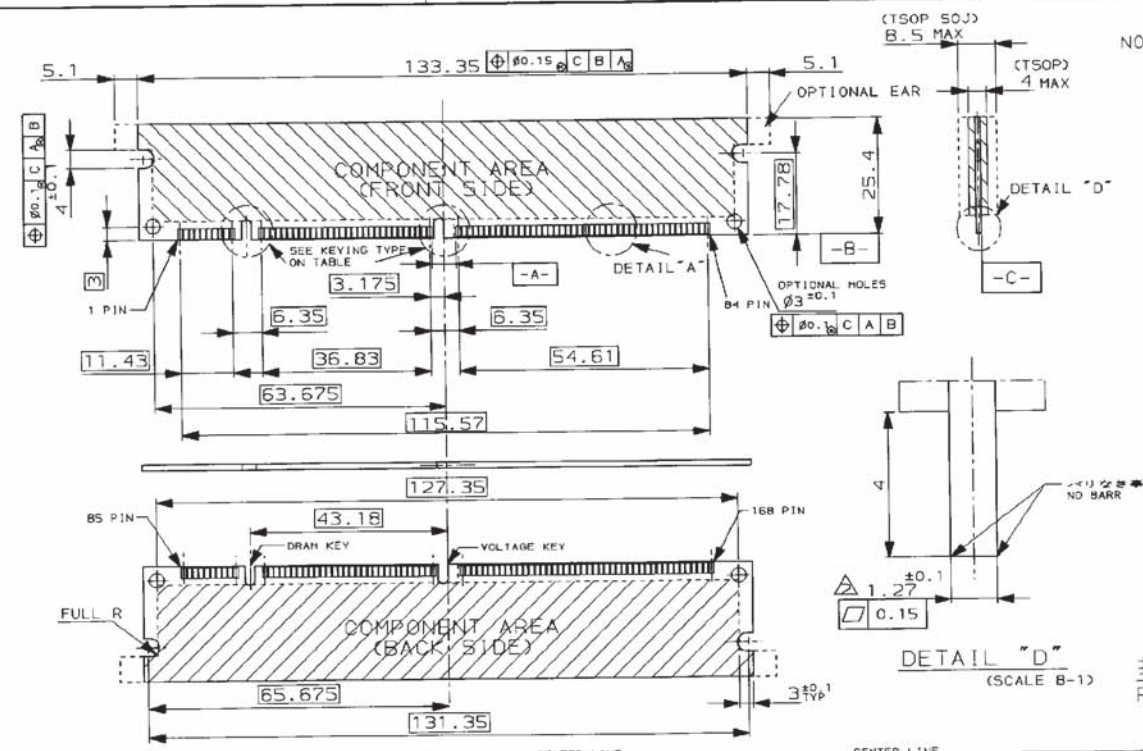

NOTES;

1. TOLERANCES ON ALL DIMENSIONS ±0.13 UNLESS OTHERWISE SPECIFIED.
2. P.C.BOARD THICKNESS APPLIES ACROSS TABS AND INCLUDES PLATING AND/OR MATALIZATION.
3. FINISH OF PAD : GOLD PLATING 0.00076 MIN OVER NI PLATING 0.002 MIN.

注記;

1. 一般公差 ±0.13
2. 基板厚寸法は、めっき厚を含む。
3. パッド部の仕上げ：ニッケル下地めっき 0.002 MIN 厚の上に、金めっき 0.00076 MIN 厚を施す。

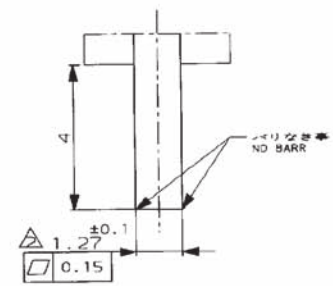

DETAIL "D"
(SCALE 8-1)

推奨基板仕様
RECOMMENDED MATING BOARD CONFIGURATION.

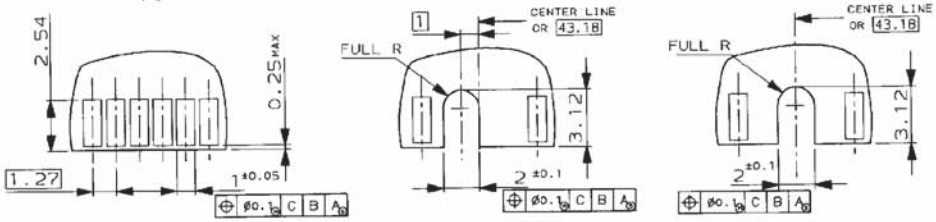

DETAIL "A"
168 POS (SCALE 4-1)

DETAIL "B"
(SCALE 4-1)

DETAIL "C"
(SCALE 4-1)

REMARKS (POWER SUPPLY)	EJECTOR LEVER MOUNT SIDE	KEYING TYPE: DRAM KEY	KEYING TYPE: VOLTAGE KEY	POS	CONNECTOR PART NO.
DRAM 3.3V	↑	DETAIL "C"	DETAIL "C"	168	2- ↑ -2
DRAM 5.0V	NO.1,85 SIDE	DETAIL "C"	DETAIL "B"	168	2-179508-1
DRAM 3.3V	↑	DETAIL "C"	DETAIL "C"	168	1- ↑ -2
DRAM 5.0V	NO.84,168 SIDE	DETAIL "C"	DETAIL "B"	168	1-179508-1
DRAM 3.3V	↑	DETAIL "C"	DETAIL "C"	168	↑ -2
DRAM 5.0V	NO.1,85 SIDE	DETAIL "C"	DETAIL "B"	168	179508-1

SEE SHEET 1 OF 3

LTR	変更 (REVISION RECORD)	DR	CHK	DATE

Copyright ©1993年 日本エー・エム・ピー株式会社
Copyright ©1993 AMP (Japan), LTD. ALL RIGHTS RESERVED.

AMP 日本エー・エム・ピー株式会社 Tokyo, Japan

対応電線断面積 (WIRE RANGE) mm² (AWG -)	被覆外径 (INSULATION DIA.) mmφ
材料 (MATERIAL)	仕上 (FINISH) SEE NOTE
DR.	DE.
CHK.	

名称 (NAME) LOW PROFILE M64 CARD EDGE CONNECTOR, SLANT (25°) TYPE. (FOR 8 BYTE DIMM)

一般公差 (GENERAL TOLERANCE) 10以下 ±0.2 10を超え 30以下 ±0.25 30を超え100以下 ±0.3 角度 ±3°

B	LOC J	番号 (No.) C-179508
尺度 (SCALE) 1-1	REV. F	SHEET 3 OF 3

(CUSTOMER DRAWING) 参考図面

NUMBER C-179508

三角法 (3rd ANGLE PROJECTION)

METRIC

PROJ NO.695-248
PROJ NO.593-384

単位, 特 DIMENSIONS IN MM. DO NOT SCALE PRINT

PRINT DIST

AMP-J010-2C
REV.3/'93
ptj00098