


# Inductive sensor

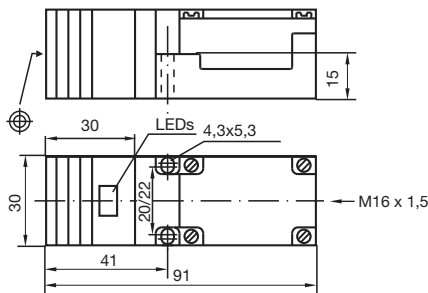
## NJ15-M1K-A2



- 15 mm non-flush
- 4-wire DC



### Dimensions



### Technical Data

#### General specifications

Switching function		complementary
Output type		PNP
Rated operating distance	$s_n$	15 mm
Installation		non-flush
Output polarity		DC
Assured operating distance	$s_a$	0 ... 12.15 mm
Reduction factor $r_{AI}$		0.39
Reduction factor $r_{Cu}$		0.36
Reduction factor $r_{304}$		0.73
Output type		4-wire

#### Nominal ratings

Operating voltage	$U_B$	10 ... 60 V DC
Switching frequency	$f$	0 ... 200 Hz

Release date: 2022-06-30 Date of issue: 2022-06-30 Filename: 222494\_eng.pdf

Refer to "General Notes Relating to Pepperl+Fuchs Product Information".

Pepperl+Fuchs Group  
www.pepperl-fuchs.com

USA: +1 330 486 0001  
fa-info@us.pepperl-fuchs.com

Germany: +49 621 776 1111  
fa-info@de.pepperl-fuchs.com

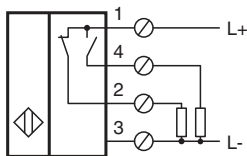
Singapore: +65 6779 9091  
fa-info@sg.pepperl-fuchs.com

**PF** PEPPERL+FUCHS


## Technical Data

Hysteresis	H	typ. 5 %
Reverse polarity protection		yes
Short-circuit protection		pulsing
Voltage drop	$U_d$	$\leq 2.5$ V
Operating current	$I_L$	0 ... 200 mA
No-load supply current	$I_0$	$\leq 14.5$ mA
Time delay before availability	$t_v$	$\leq 50$ ms
Operating voltage indicator		LED, green
Switching state indicator		LED, yellow
<b>Functional safety related parameters</b>		
MTTF <sub>d</sub>		932 a
Mission Time (T <sub>M</sub> )		20 a
Diagnostic Coverage (DC)		0 %
<b>Compliance with standards and directives</b>		
Standard conformity		
Standards		EN 60947-5-2:2007 IEC 60947-5-2:2007
<b>Approvals and certificates</b>		
UL approval		cULus Listed, General Purpose
CCC approval		Certified by China Compulsory Certification (CCC)
<b>Ambient conditions</b>		
Ambient temperature		-25 ... 70 °C (-13 ... 158 °F)
<b>Mechanical specifications</b>		
Connection type		screw terminals
Information for connection		A maximum of two conductors with the same core cross section may be mounted on one terminal connection! tightening torque 1.2 Nm + 10 %
Core cross section		up to 2.5 mm <sup>2</sup>
Minimum core cross-section		without wire end ferrule 0.5 mm <sup>2</sup> , with connector sleeves 0.34 mm <sup>2</sup>
Maximum core cross-section		without wire end ferrule 2.5 mm <sup>2</sup> , with connector sleeves 1.5 mm <sup>2</sup>
Housing material		PBT
Sensing face		PBT
Degree of protection		IP67

## Connection



## Accessories

	<b>MH 04-3742A</b>	Mounting aid for VariKont and -M1K-
---	--------------------	-------------------------------------