



FSA9280A / FSA9288A

USB Port Multimedia Switch Featuring Automatic Select and Accessory Detection

Features

Signals	Audio, USB, UART, USB Charging
Switch Mechanism	Automatic Switching with Available Interrupt
Accessory Detection	Headsets (Headphone/MIC/Remote) USB Data Port UART Serial Link USB Chargers (Car-Kit, CDP, DCP) Factory-Mode TTY Converter
USB	FS and HS 2.0 Compliant
USB Charging	Battery Charging 1.1 Compliant Integrated Power FET Over-Voltage Protection (OVP) 28V Over-Current Protection (OCP) 1.5A FSA9280A – 6.8V OVP FSA9288A – 8.0V OVP
Audio	Left, Right, MIC, TTY
V_{BAT}	3 to 4.4V
Programmability	I ² C
ESD	15kV IEC 61000-4-2 Air Gap
Package	20-Lead UMLP (3 x 4 x 0.55mm, 0.5mm pitch)
Ordering Information	FSA9280AUMX FSA9288AUMX

Description

The FSA9280A and FSA9288A are high-performance multimedia switches featuring automatic switching and accessory detection for the USB port. These switches allow the sharing of a common USB port to pass audio, USB data / charging, as well as factory programmability. In addition, the FSA9280A / FSA9288A integrate detection of accessories, such as headphones, headsets (MIC / button), car chargers, USB chargers, and UART data cables with the ability to use a common USB connector. The FSA9280A / FSA9288A can be programmed for manual switching or automatic switching of data paths based on accessory detected. FSA9280A / FSA9288A include an integrated 28V over-voltage and 1.5A over-current protected FET.

Applications

- Mobile Phones & Portable Media Players

Related Resources

- FSA9280A / FSA9288A Evaluation Board
- FEB - Evaluation Board Users Guide
- For samples, questions or board requests; please contact analogswitch@fairchildsemi.com

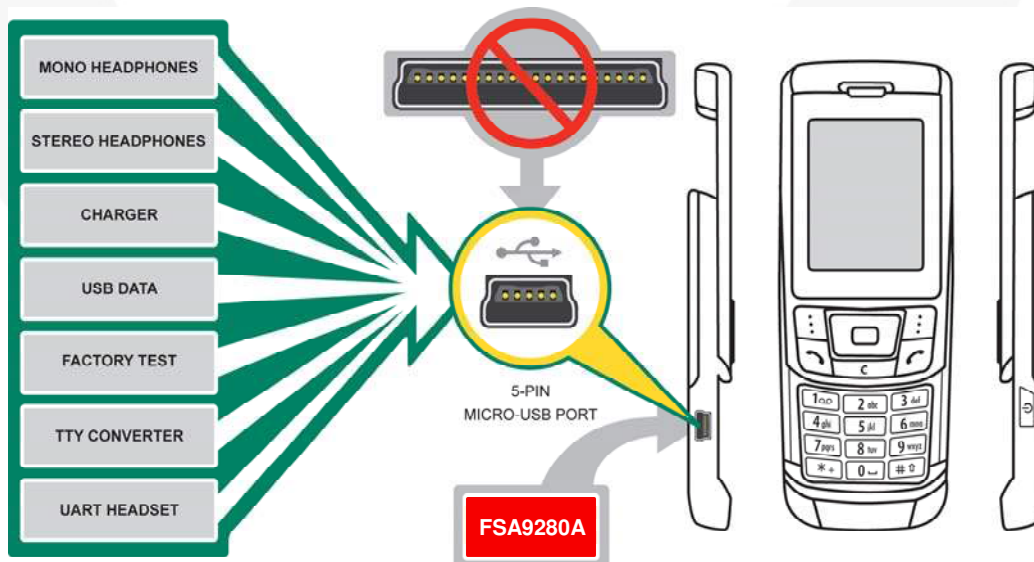


Figure 1. Typical Application

Table of Contents

Features	1
Description	1
Applications	1
Related Resources	1
Table of Contents	2
Block Diagram	3
Pin Configuration	3
Pin Descriptions	4
1. Functionality	5
1.1. Functional Overview	5
2. Power-up & Reset	6
2.1. Reset	6
2.1.1. Hardware Reset	6
2.1.2. Software Reset	6
3. I ² C	7
4. Configuration	8
5. Detection	8
5.1. USB Port Detection	10
5.2. Audio Accessory Detection	13
5.3. OCP and OVP Detection	14
6. Processor Communication	14
7. Switch Configuration	14
7.1. Manual Switching	15
8. Active Signal Performance	16
8.1. USB Data	16
8.2. FS USB	16
8.3. Audio	16
9. Electrical Specifications	17
9.1. Absolute Maximum Ratings	17
9.2. Recommended Operating Conditions	17
9.3. Switch Path DC Electrical Characteristics	18
9.4. Capacitance	19
9.5. Switch Path AC Electrical Characteristics	19
9.6. I ² C™ Controller DC Characteristics	20
9.7. I ² C™ AC Electrical Characteristics & Register Map	20
9.8. Factory Modes	24
9.8.1. Factory-Mode Accessory Detection	24
10. Reference Schematic	26
11. Layout Guidelines	28
11.1. PCB Layout Guidelines for High-Speed USB Signal Integrity	28
11.2. Layout for GSM/TDMA Buzz Reduction	28
11.3. V _{BUS_OUT} Load Timing Requirements	28
11.4. Systems with Multiple USB Controllers	28
Physical Dimensions	30

Block Diagram

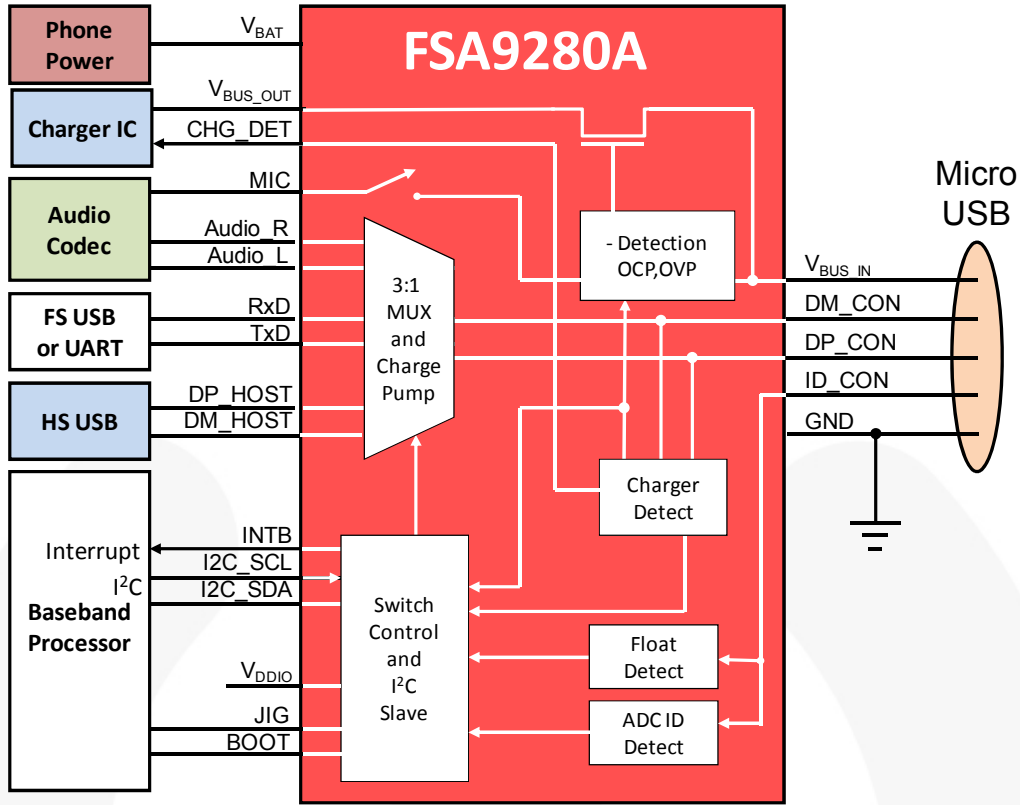


Figure 2. Block Diagram

Pin Configuration

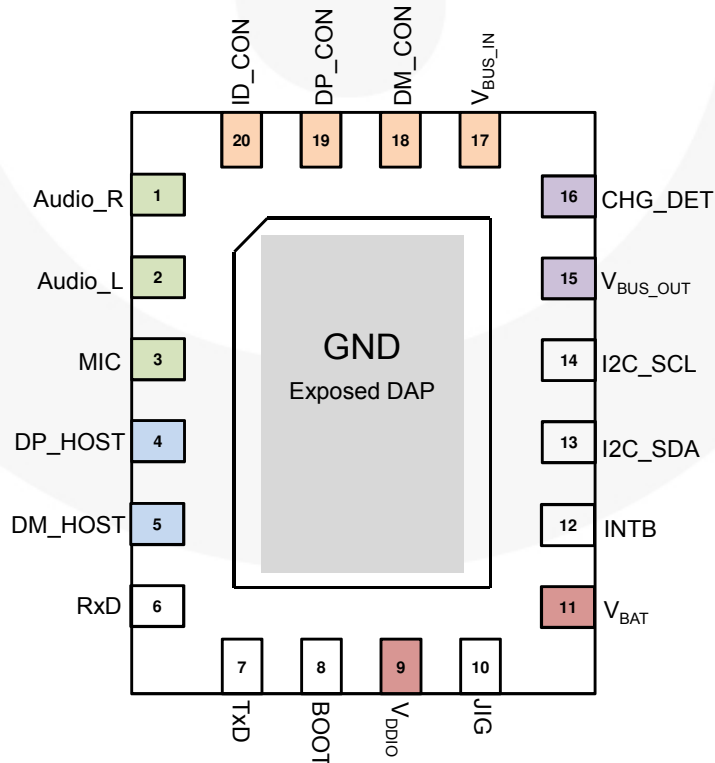


Figure 3. Pin Assignments (Top View)

Physical Dimensions

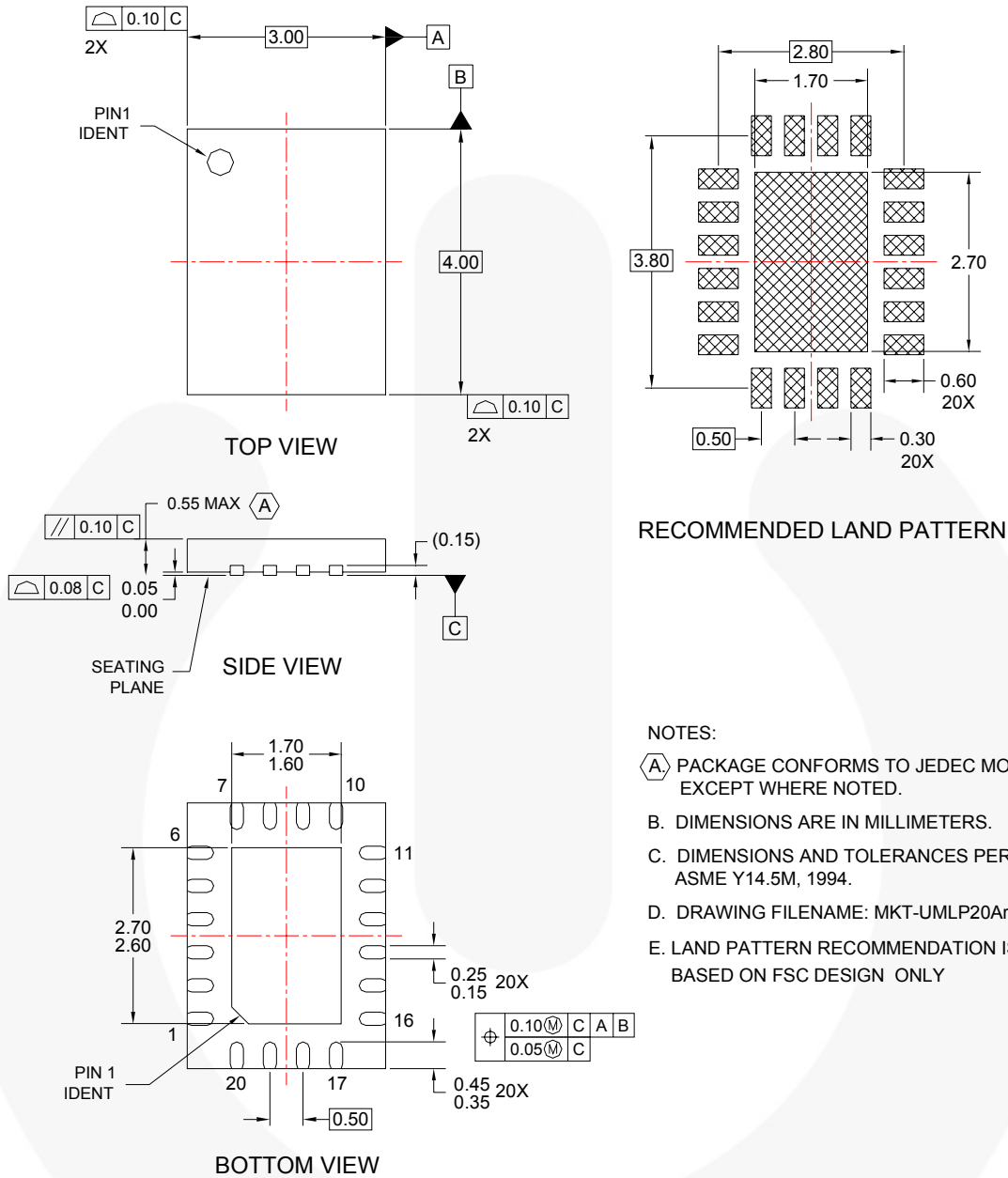


Figure 31. 20-Lead Ultrathin Molded Leadless Package (UMLP), 3 x 4 x 0.55mm, 0.5mm Pitch

Package drawings are provided as a service to customers considering Fairchild components. Drawings may change in any manner without notice. Please note the revision and/or date on the drawing and contact a Fairchild Semiconductor representative to verify or obtain the most recent revision. Package specifications do not expand the terms of Fairchild's worldwide terms and conditions, specifically the warranty therein, which covers Fairchild products.

Always visit Fairchild Semiconductor's online packaging area for the most recent package drawings: <http://www.fairchildsemi.com/packaging/>. Please visit Fairchild Semiconductor's online packaging area for the most recent tape and reel specifications: http://www.fairchildsemi.com/packaging/3x4UMLP20_TNR.pdf.

Part Number	Operating Temperature Range	Top Mark	Package
FSA9280AUMX	-40 to +85°C	9280A	20-Lead Ultrathin Molded Leadless Package (UMLP), 3 x 4 x 0.55mm, 0.5 Pitch
FSA9288AUMX	-40 to +85°C	9288A	20-Lead Ultrathin Molded Leadless Package (UMLP), 3 x 4 x 0.55mm, 0.5 Pitch



TRADEMARKS

The following includes registered and unregistered trademarks and service marks, owned by Fairchild Semiconductor and/or its global subsidiaries, and is not intended to be an exhaustive list of all such trademarks.

- | | | | |
|--------------------------|------------------------|---------------------------------------|----------------------|
| AccuPower™ | F-PFS™ | Power-SPM™ | SYSTEM GENERAL® |
| Auto-SPM™ | FRFET® | PowerTrench® | The Power Franchise® |
| Build it Now™ | Global Power Resource™ | PowerXS™ | the power franchise |
| CorePLUS™ | Green FPS™ | Programmable Active Droop™ | TinyBoost™ |
| CorePOWER™ | Green FPS™ e-Series™ | QFET® | TinyBuck™ |
| CROSSVOLT™ | Gmax™ | QS™ | TinyCalc™ |
| CTL™ | GTO™ | Quiet Series™ | TinyLogic® |
| Current Transfer Logic™ | IntelliMAX™ | RapidConfigure™ | TINYOPTO™ |
| DEUXPEED® | ISOPLANAR™ | ™ | TinyPower™ |
| Dual Cool™ | MegaBuck™ | Saving our world, 1mV/W/kW at a time™ | TinyPWM™ |
| EcoSPARK® | MICROCOUPLER™ | SignalWise™ | TinyWire™ |
| EfficientMax™ | MicroFET™ | SmartMax™ | TriFault Detect™ |
| ESBC™ | MicroPak™ | SMART START™ | TRUECURRENT™* |
| F ® | MicroPak2™ | SPM® | µSerDes™ |
| Fairchild® | MillerDrive™ | STEALTH™ | UHC® |
| Fairchild Semiconductor® | MotionMax™ | SuperFET® | Ultra FRFET™ |
| FACT Quiet Series™ | Motion-SPM™ | SuperSOT™-3 | UniFET™ |
| FACT® | OptoHit™ | SuperSOT™-6 | VCX™ |
| FAST® | OPTOLOGIC® | SuperSOT™-8 | VisualMax™ |
| FastvCore™ | OPTOPLANAR® | SupreMOS® | XS™ |
| FETBench™ | ® | SyncFET™ | |
| FlashWriter®* | PDP SPM™ | Sync-Lock™ | |
| FPS™ | | | |

* Trademarks of System General Corporation, used under license by Fairchild Semiconductor.

DISCLAIMER

FAIRCHILD SEMICONDUCTOR RESERVES THE RIGHT TO MAKE CHANGES WITHOUT FURTHER NOTICE TO ANY PRODUCTS HEREIN TO IMPROVE RELIABILITY, FUNCTION, OR DESIGN. FAIRCHILD DOES NOT ASSUME ANY LIABILITY ARISING OUT OF THE APPLICATION OR USE OF ANY PRODUCT OR CIRCUIT DESCRIBED HEREIN; NEITHER DOES IT CONVEY ANY LICENSE UNDER ITS PATENT RIGHTS, NOR THE RIGHTS OF OTHERS. THESE SPECIFICATIONS DO NOT EXPAND THE TERMS OF FAIRCHILD'S WORLDWIDE TERMS AND CONDITIONS, SPECIFICALLY THE WARRANTY THEREIN, WHICH COVERS THESE PRODUCTS.

LIFE SUPPORT POLICY

FAIRCHILD'S PRODUCTS ARE NOT AUTHORIZED FOR USE AS CRITICAL COMPONENTS IN LIFE SUPPORT DEVICES OR SYSTEMS WITHOUT THE EXPRESS WRITTEN APPROVAL OF FAIRCHILD SEMICONDUCTOR CORPORATION.

As used herein:

1. Life support devices or systems are devices or systems which, (a) are intended for surgical implant into the body or (b) support or sustain life, and (c) whose failure to perform when properly used in accordance with instructions for use provided in the labeling, can be reasonably expected to result in a significant injury of the user.
2. A critical component in any component of a life support, device, or system whose failure to perform can be reasonably expected to cause the failure of the life support device or system, or to affect its safety or effectiveness.

ANTI-COUNTERFEITING POLICY

Fairchild Semiconductor Corporation's Anti-Counterfeiting Policy. Fairchild's Anti-Counterfeiting Policy is also stated on our external website, www.fairchildsemi.com, under Sales Support.

Counterfeiting of semiconductor parts is a growing problem in the industry. All manufacturers of semiconductor products are experiencing counterfeiting of their parts. Customers who inadvertently purchase counterfeit parts experience many problems such as loss of brand reputation, substandard performance, failed applications, and increased cost of production and manufacturing delays. Fairchild is taking strong measures to protect ourselves and our customers from the proliferation of counterfeit parts. Fairchild strongly encourages customers to purchase Fairchild parts either directly from Fairchild or from Authorized Fairchild Distributors who are listed by country on our web page cited above. Products customers buy either from Fairchild directly or from Authorized Fairchild Distributors are genuine parts, have full traceability, meet Fairchild's quality standards for handling and storage and provide access to Fairchild's full range of up-to-date technical and product information. Fairchild and our Authorized Distributors will stand behind all warranties and will appropriately address any warranty issues that may arise. Fairchild will not provide any warranty coverage or other assistance for parts bought from Unauthorized Sources. Fairchild is committed to combat this global problem and encourage our customers to do their part in stopping this practice by buying direct or from authorized distributors.

PRODUCT STATUS DEFINITIONS

Definition of Terms

Datasheet Identification	Product Status	Definition
Advance Information	Formative / In Design	Datasheet contains the design specifications for product development. Specifications may change in any manner without notice.
Preliminary	First Production	Datasheet contains preliminary data; supplementary data will be published at a later date. Fairchild Semiconductor reserves the right to make changes at any time without notice to improve design.
No Identification Needed	Full Production	Datasheet contains final specifications. Fairchild Semiconductor reserves the right to make changes at any time without notice to improve the design.
Obsolete	Not In Production	Datasheet contains specifications on a product that is discontinued by Fairchild Semiconductor. The datasheet is for reference information only.

Rev. 150