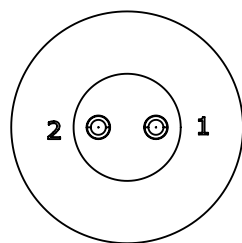


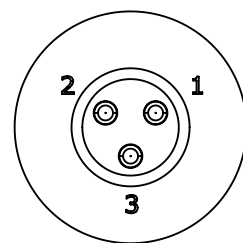
- NOTES:
 1. ALL PARTS TO BE BULK PACKED.
 2. CONTACTS ARE INSTALLED IN CONNECTOR.

ASSY P/N	CONTACT QTY.	"X" DIM.	"Y" DIM.	"Z" DIM.	EPOXY
7282-2PG-300	2 #20	.650	.169	.095	NONE
7282-3PG-300	3 #20	.667	.152	.112	
7282-4PG-300	4 #20	.667	.152	.112	
7282-5PG-300	5 #20	.667	.152	.112	
7282-6PG-300	6 #20	.667	.152	.112	
7282-7PG-300	7 #20	.670	.149	.115	
7282-8PG-300	8 #20	.670	.149	.115	

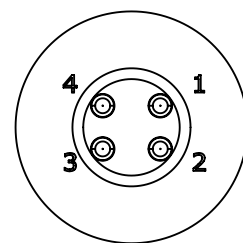
Ⓟ Ⓟ Ⓟ



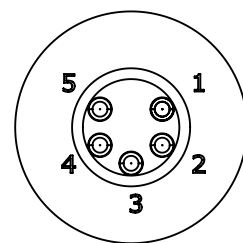
Ⓟ **WIRING END**
ASSY: 7282-2PG-300



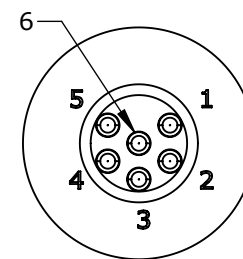
WIRING END
ASSY: 7282-3PG-300



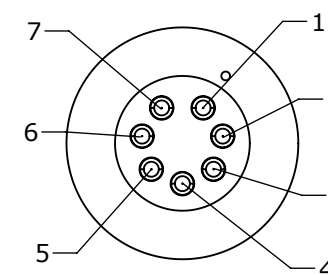
WIRING END
ASSY: 7282-4PG-300



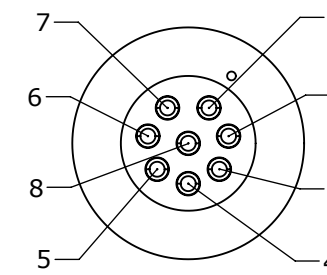
WIRING END
ASSY: 7282-5PG-300



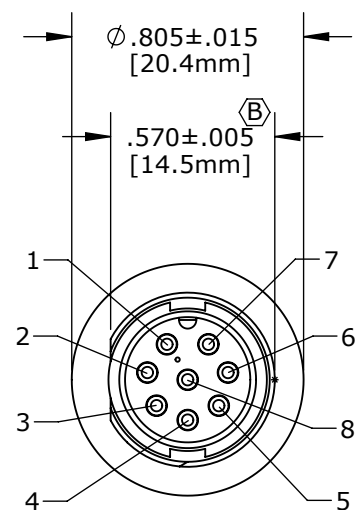
WIRING END
ASSY: 7282-6PG-300



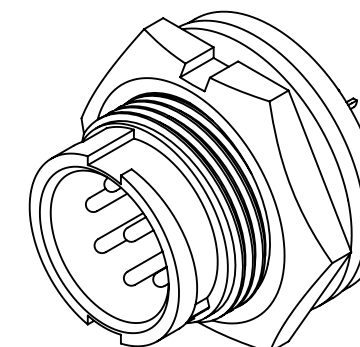
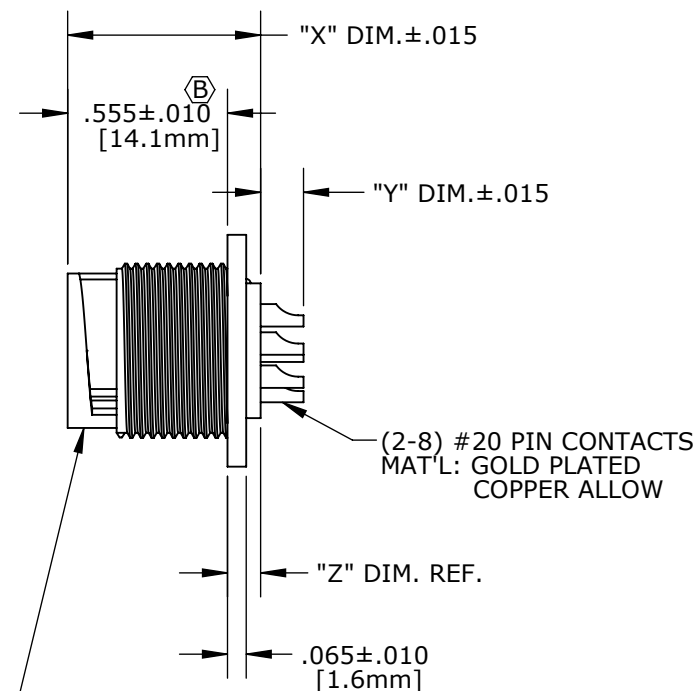
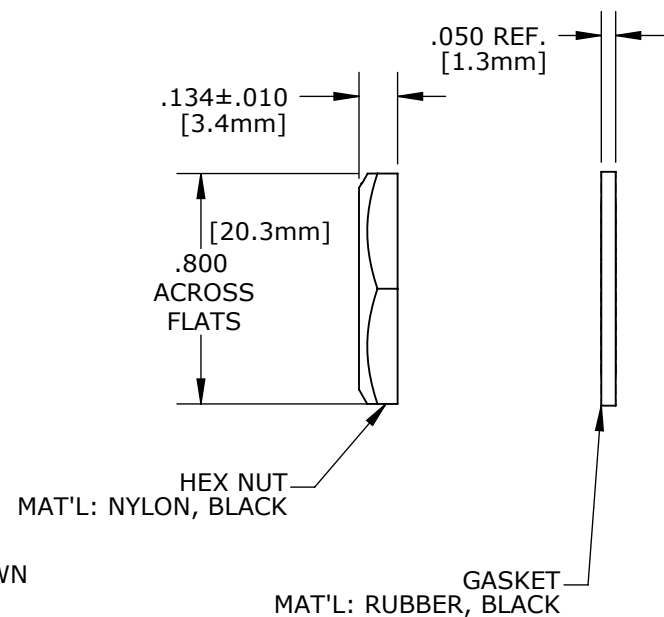
WIRING END
ASSY: 7282-7PG-300



WIRING END
ASSY: 7282-8PG-300



MATING FACE
ASSY: 7282-8PG-300 SHOWN



ASSEMBLED VIEW
FOR CUSTOMER REFERENCE ONLY

DIMENSIONS IN BRACKET [] ARE METRIC.

CUSTOMER APPROVAL

THIS DOCUMENT CONTAINS CONFIDENTIAL INFORMATION PROPRIETARY TO CONXALL CORPORATION. ANY REPRODUCTION, DISCLOSURE, OR USE OF THIS DOCUMENT / INFORMATION IS EXPRESSLY PROHIBITED UNLESS AUTHORIZED IN WRITING BY CONXALL CORPORATION.

APPROVED BY: _____
 DATE: _____

RoHS COMPLIANT

B	AN	10-25-11	ADDED "X" DIM., "Y" DIM, "Z" DIM AND FLAT DIM 0.570, SHOWN WIRING VIEWS, ASSEMBLED VIEW, MATERIALS AND TOLERANCES, DIM. 555 WAS .560. PER ECR 8049
A	BZ	05-08-09	DRAWING CREATED PER DOR 09-E149SL
REV.	INIT.	DATE	DESCRIPTION
	BZ	05-08-09	ORIG. DRAWN BY: DATE: 05-08-09
ALL INFORMATION ILLUSTRATED IS THE PROPERTY OF CONXALL CORPORATION. UNAUTHORIZED DUPLICATION OR DISTRIBUTION OF THIS DOCUMENT IS PROHIBITED.			<p>601 E. WILDWOOD VILLA PARK, IL 60181</p>
UNLESS OTHERWISE SPECIFIED TOLERANCES: 3 PLACE DECIMALS ±.010 ANGLES ±1° FRACTIONS ±1/16			
SCALE	SIZE	SHEET	TITLE: PANEL MOUNT ASSEMBLY (2-8) #20 PIN CONTACTS MINI-CON-X
NTS	B	1 OF 1	CUSTOMER: STANDARD PRODUCT
FILE: 7282-XPG-300	DIRECTORY: SLW	PART NUMBER: 7282-XPG-300	REV B