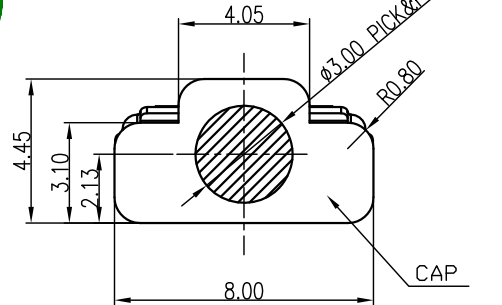
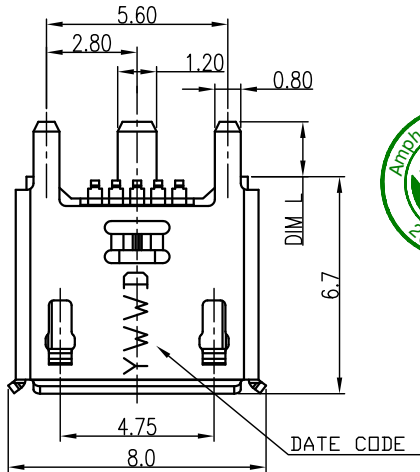
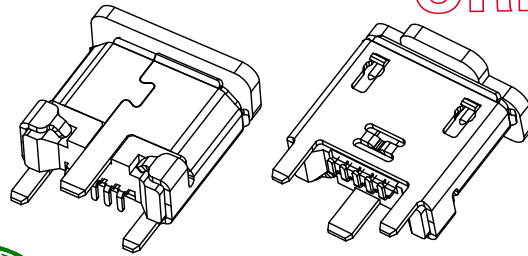


This document is the property of Amphenol Corporation and is delivered on the express condition that is not to be disclosed, reproduced or used, in whole or in part, for manufacture or sale by anyone other than Amphenol Corporation without its prior consent, and that no right is granted to disclose or to use any information in this document.
The marking on this product doesn't contain environmental hazardous materials per directive 2011/65/EU for RoHS compliant.

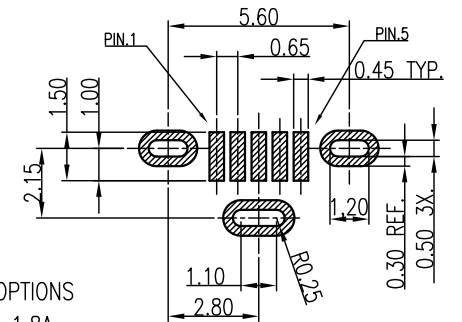
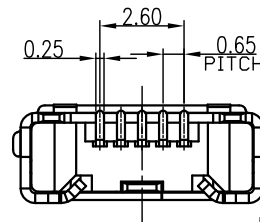
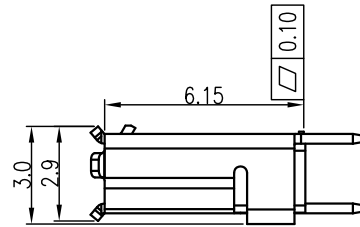
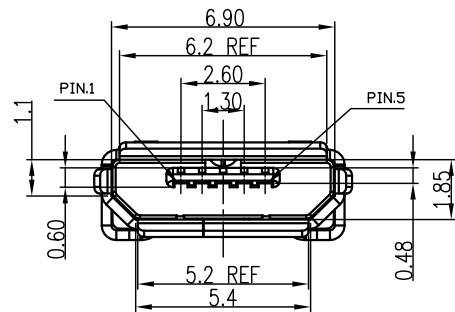
ORIGINAL

REVISIONS				
SYM	ECN No.	DESCRIPTION	DATE	APPROVED
A	NE-16202	RELEASE TO PRODUCTION	08/30/2016	Arron Lin
B	NE-17200	UPDATE PACKING	07/24/2017	Arron Lin
C	NE-19198	REMOVE P/N: "1: 3A" OPTION	11/29/2019	Roger Tsai



NOTES:

- MATERIAL:
 - HOUSING: HIGH TEMPERATURE THERMAL PLASTIC LCP, UL94V-0, COLOR: BLACK.
 - CAP: HIGH TEMPERATURE THERMAL PLASTIC LCP, UL94V-0, COLOR: BLACK.
 - TERMINAL: COPPER ALLOY.
 - SHELL: STAINLESS
- FINISH:
 - TERMINAL:
 - CONTACT AREA: SELECTIVE GOLD PLATING.;
 - SOLDERING AREA: GOLD FLASH PLATING.;
 - UNDER PLATING: NICKEL PLATING 50 μ" THICKNESS MIN. OVERALL.
 - SHELL:
 - MATTE TIN PLATING 100μ" THICKNESS MIN. OVERALL.
 - UNDER PLATING: NICKEL PLATING 50 μ" THICKNESS MIN. OVERALL.
- THIS PRODUCT DOESN'T CONTAIN ENVIRONMENTAL HAZARDOUS PER DIRECTIVE 2011/65/EU FOR RoHS COMPLIANT.
- PRODUCT SPECIFICATION REFER TO : PS-7395



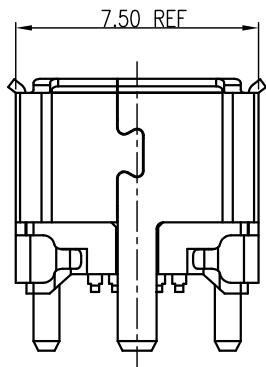
PART NUMBER: GMCB05B X X 124 X H1EU
CONTACT FINISH: 1: 15μ" GOLD, 2: 30μ" GOLD
CURRENT OPTIONS: BLANK: 1.8A

COLOR / DIM. L
1: BLACK /1.7mm
3: BLACK /2.3mm

RECOMMEND PCB LAYOUT (TOP VIEW)
THK=1.6MM, TOLERANCE:±0.05MM

Pin Assignment

Pin No.	Signal Name
1	VBUS
2	D-
3	D+
4	ID
5	GND
SHELL	SHIELD



TOLERANCE	APPROVALS	DATE	TITLE	UNIT	SIZE	PART No.
X. ±0.30	DRAWN Debby Hung	11/29/2019	MICRO USB, B TYPE 5 POS. RECEPTACLE VERTICAL, SMT TYPE	mm	A3	GMCB05BXX124XH1EU
X.X ±0.20	CHECKED Sandy Wu	11/29/2019		SCALE	SHEET	
X.XXX ±0.10	APPROVED Roger Tsai	11/29/2019		NA	1 OF 2	
ANGULAR ±1°	DWG TYPE CUST DWG	PROJECT CODE OTHER				DWG No. GMCB05BXX124XH1EU
UNLESS OTHERWISE SPECIFIED						REV. C

Amphenol®
Amphenol Corporation
Amphenol Taiwan Corporation

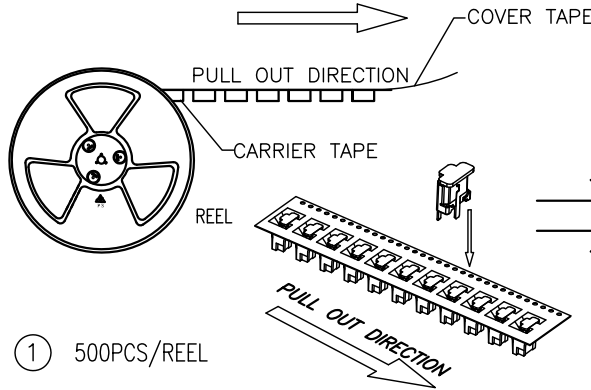
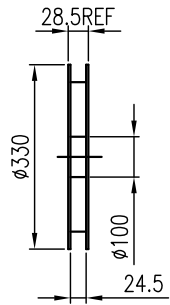
This document is the property of Amphenol Corporation and is delivered on the express condition that is not to be disclosed, reproduced or used, in whole or in part, for manufacture or sale by anyone other than Amphenol Corporation without its prior consent, and that no right is granted to disclose or to use any information in this document.
The marking on this product doesn't contain environmental hazardous materials per directive 2011/65/EU for RoHS compliant.



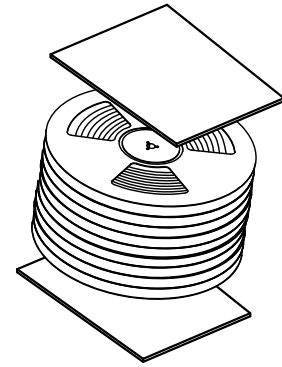
ORIGINAL



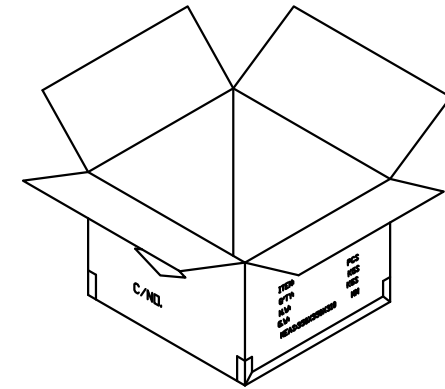
REVISIONS				
SYM	ECN No.	DESCRIPTION	DATE	APPROVED
A	NE-16202	RELEASE TO PRODUCTION	08/30/2016	Arron Lin
B	NE-17200	UPDATE PACKING	07/24/2017	Arron Lin
C	NE-19198	REMOVE P/N: "1: 3A" OPTION	11/29/2019	Roger Tsai



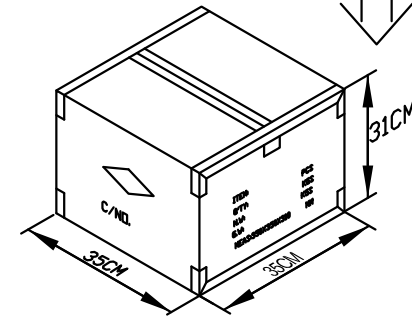
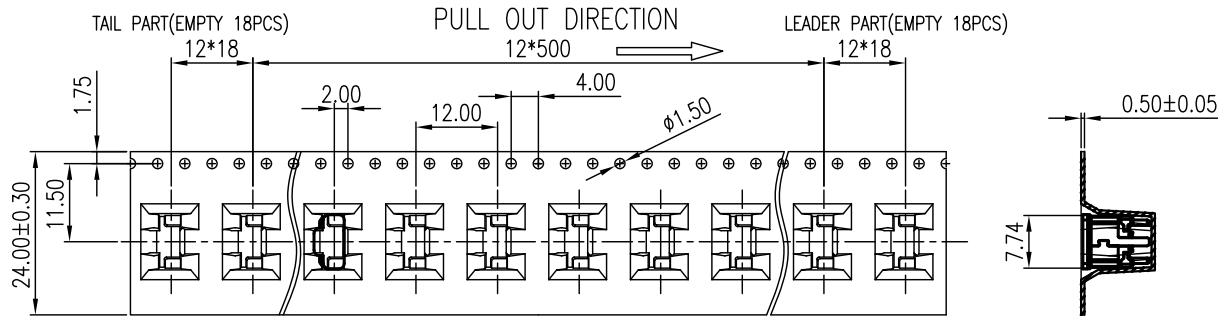
① 500PCS/REEL



② 10 REEL(5000PCS)/Bundle



③ PLACE 2 CARTON BOARDS ON BOTTOM AND TOP OF INNER BOX



④ CARTON BOX SIZE:35X35X31CM

NOTE:

- 500PCS PER REEL,
- 10 REELS PER CARTON (5000PCS/CARTON)
- CARTON SIZE: 35X35X31 CM
- PEELING FORCE OF COVER TAPE: 30~120G

PACKAGING BY T&R	4.8	1.6	500	10	5000	GMCB05BXX124XH1EU
	G/W KG	N/W KG	PCS/ REEL	REELS/ BOX	QUANTITY (PCS)	PART NUMBER

TOLERANCE		APPROVALS		DATE	TITLE		Amphenol®			
X.		DRAWN	Debby Hung	11/29/2019	MICRO USB, B TYPE 5 POS. RECEPTACLE VERTICAL, SMT TYPE		Amphenol Corporation Amphenol Taiwan Corporation			
X.X	±0.30	CHECKED	Sandy Wu	11/29/2019						
X.XX	±0.20	APPROVED	Roger Tsai	11/29/2019						
X.XXX	±0.10						UNIT	mm	SIZE	A3
ANGULAR	±1°						SCALE	NA	SHEET	2 OF 2
UNLESS OTHERWISE SPECIFIED		DWG TYPE		PROJECT CODE			PART No.		GMCB05BXX124XH1EU	
		CUST DWG		OTHER			DWG No.		GMCB05BXX124XH1EU	
							REV.		C	