

- 1
- 2
- 3
- 4
- 5
- 6
- 7
- 8
- 9
- 10
- 11
- 12
- 13
- 14
- 15
- 16
- 17
- 18

MATERIAL

Glass-fibre reinforced polyamide based (PA) technopolymer, black colour, matte finish.

ROTATION PIN AND END-CAPS

Acetal resin based (POM) technopolymer.

STANDARD EXECUTION

Pass-through holes for self-tapping countersunk head screws diameter 4.8 mm.

FEATURES AND APPLICATIONS

Completely made of technopolymer and without metal parts, the hinge is suitable for application on machines and equipment in those sectors where laws or particular hygienic, climatic and environmental factors make it mandatory to use corrosion resistant materials.

By replacing the technopolymer rotation pin with a metal one with an appropriate form, the hinge is suitable to control a safety micro switch mounted on the structure where the hinge is situated.

ROTATION ANGLE (APPROXIMATE VALUE)


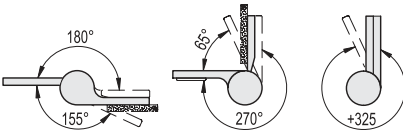
CFC. hinges have a max rotation angle of 325°. Depending on the type of assembly, the rotation angle of the door can be lower.

Do not exceed the rotation angle limit so as not to prejudice the hinge mechanical performance.

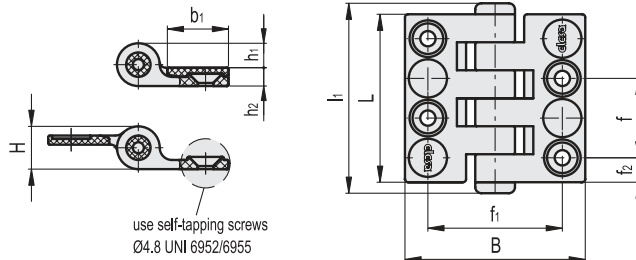
To choose the convenient type and the right number of hinges for your application, see the Guidelines (see page 1448).



F.M. design



Resistance tests					
AXIAL STRESS		RADIAL STRESS		90° ANGLED STRESS	
Maximum working load Ea [N]	Load at breakage Ra [N]	Maximum working load Er [N]	Load at breakage Rr [N]	Maximum working load E90 [N]	Load at breakage R90 [N]
750	1500	890	1770	180	270



Conversion Table
1 mm = 0.039 inch

mm	inch
55	2.17

METRIC

Code	Description	L	B	f±0.25	f1±0.25	f2	H	h1	h2	l1	b1	Pass-through holes	C# [Nm]	⚖️
422611	CFC.55 SH-5	55	59	26.1	43.7	8	14	8	6	62	20	4,8	5	20