



# MER802FT

## Super Fast Recovery Rectifier

|                |              |                |            |
|----------------|--------------|----------------|------------|
| <b>Voltage</b> | <b>200 V</b> | <b>Current</b> | <b>8 A</b> |
|----------------|--------------|----------------|------------|

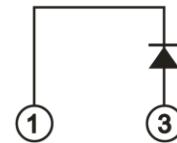
### Features

- Superfast recovery times-epitaxial construction
- Low forward voltage, high current capability
- Low leakage
- Plastic package has Underwriters Laboratory Flammability Classification 94V-O
- Lead free in compliance with EU RoHS 2.0
- Green molding compound as per IEC 61249 standard

### Mechanical Data

- Case: ITO-220AC molded plastic
- Terminals: Solderable per MIL-STD-750, Method 2026
- Approx. Weight: 1.5615 grams

ITO-220AC



## Maximum Ratings and Thermal Characteristics (T<sub>A</sub> = 25 °C unless otherwise noted)

| PARAMETER  | SYMBOL                       | LIMIT   | UNITS |
|--|------------------------------|---------|-------|
| Maximum Repetitive Peak Reverse Voltage  | V <sub>RRM</sub>             | 200     | V     |
| Maximum RMS Voltage  | V <sub>RMS</sub>             | 140     | V     |
| Maximum DC Blocking Voltage  | V <sub>DC</sub>              | 200     | V     |
| Maximum Average Forward Current  | I <sub>F(AV)</sub>           | 8       | A     |
| Peak Forward Surge Current : 8.3 ms Single Half Sine-Wave Superimposed On Rated Load | I <sub>FSM</sub>             | 120     | A     |
| Typical Junction Capacitance<br>Measured at 1 MHz And Applied V <sub>R</sub> = 4 V   | C <sub>J</sub>               | 80      | pF    |
| Typical Thermal Resistance   | (Note 1)<br>R <sub>θJC</sub> | 6       | °C/W  |
|  | (Note 1)<br>R <sub>θJL</sub> | 6.5     |       |
| Operating Junction Temperature Range   | T <sub>J</sub>               | -55~175 | °C    |
| Storage Temperature Range  | T <sub>STG</sub>             | -55~175 | °C    |



# MER802FT

## Electrical Characteristics ( $T_A = 25^\circ\text{C}$ unless otherwise noted)

| PARAMETER               | SYMBOL    | TEST CONDITION  | MIN. | TYP.  | MAX. | UNITS |
|-------------------------|-----------|---|------|-------|------|-------|
| Forward Voltage         | $V_F$     | $I_F = 2\text{ A}, T_J = 25^\circ\text{C}$  | -    | 0.77  | -    | V     |
|                         |           | $I_F = 4\text{ A}, T_J = 25^\circ\text{C}$  | -    | 0.83  | -    | V     |
|                         |           | $I_F = 8\text{ A}, T_J = 25^\circ\text{C}$  | -    | -     | 0.95 | V     |
|                         |           | $I_F = 2\text{ A}, T_J = 125^\circ\text{C}$   | -    | 0.63  | -    | V     |
|                         |           | $I_F = 4\text{ A}, T_J = 125^\circ\text{C}$   | -    | 0.7   | -    | V     |
|                         |           | $I_F = 8\text{ A}, T_J = 125^\circ\text{C}$   | -    | 0.8   | -    | V     |
| Reverse Current         | $I_R$     | $V_R = 160\text{ V}, T_J = 25^\circ\text{C}$  | -    | 0.004 | -    | uA    |
|                         |           | $V_R = 200\text{ V}, T_J = 25^\circ\text{C}$  | -    | -     | 1    |       |
|                         |           | $V_R = 200\text{ V}, T_J = 125^\circ\text{C}$   | -    | -     | 75   |       |
| Reverse Recovery Time   | $T_{RR}$  | $I_F = 0.5\text{ A}, I_R = 1\text{ A},$<br>$I_{RR} = 0.25\text{ A}, T_J = 25^\circ\text{C}$ | -    | -     | 35   | ns    |
| Reverse Recovery Time   | $T_{RR}$  | $I_F = 8\text{ A}, V_R = 200\text{ V}$  | -    | 28    | -    | ns    |
| Peak Recovery Current   | $I_{RRM}$ | $di/dt = 300\text{ A/uS}$   | -    | 6.5   | -    | A     |
| Reverse Recovery Charge | $Q_{RR}$  | $T_J = 25^\circ\text{C}$  | -    | 96    | -    | nC    |
| Reverse Recovery Time   | $T_{RR}$  | $I_F = 8\text{ A}, V_R = 200\text{ V}$  | -    | 43    | -    | ns    |
| Peak Recovery Current   | $I_{RRM}$ | $di/dt = 300\text{ A/uS}$   | -    | 10    | -    | A     |
| Reverse Recovery Charge | $Q_{RR}$  | $T_J = 125^\circ\text{C}$   | -    | 216   | -    | nC    |

NOTES :

1. Device mounted on a infinite heatsink.



# MER802FT

## TYPICAL CHARACTERISTIC CURVES

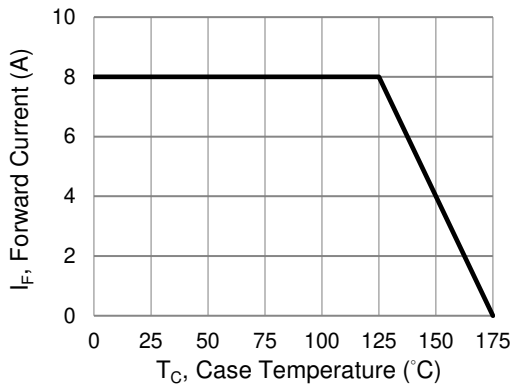


Fig.1 Forward Current Derating Curve

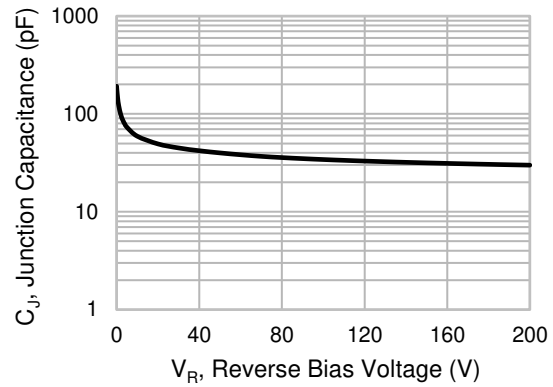


Fig.2 Typical Junction Capacitance

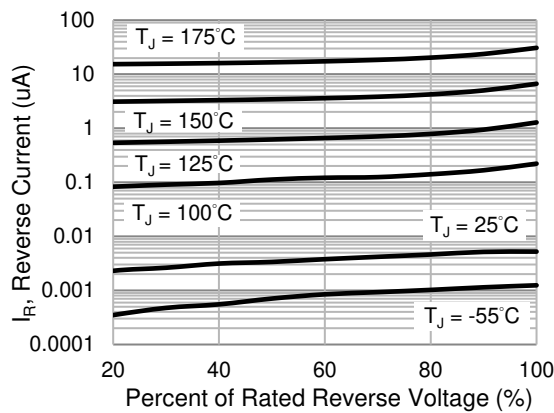


Fig.3 Typical Reverse Characteristics

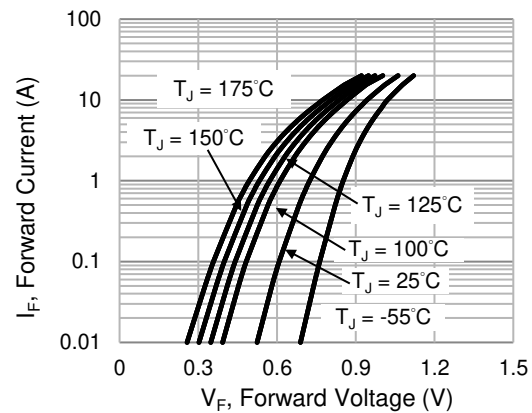


Fig.4 Typical Forward Characteristics

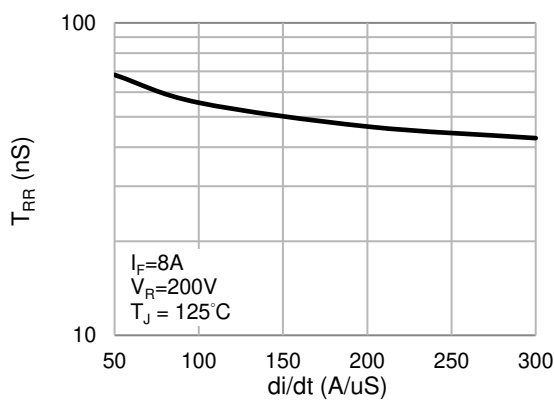


Fig.5 Typical Reverse Recovery Time Versus di/dt

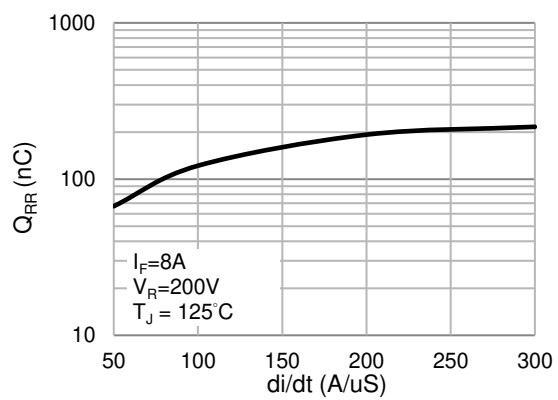


Fig.6 Typical Reverse Recovery Charge Versus di/dt

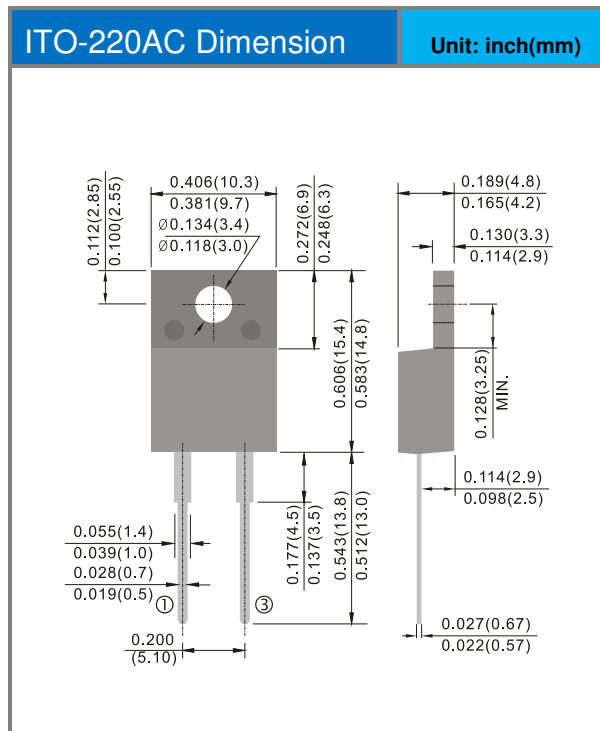


# MER802FT

Part No. Packing Code Version

| Part No. Packing Code | Package Type | Packing Type | Marking  | Version                        |
|-----------------------|--------------|--------------|----------|--------------------------------|
| MER802FT_T0_00601     | ITO-220AC    | 50pcs / Tube | MER802FT | Halogen free<br>RoHS compliant |

## Packaging Information





## **MER802FT**

### **Disclaimer**

- Reproducing and modifying information of the document is prohibited without permission from Panjit International Inc..
- Panjit International Inc. reserves the rights to make changes of the content herein the document anytime without notification. Please refer to our website for the latest document.
- Panjit International Inc. disclaims any and all liability arising out of the application or use of any product including damages incidentally and consequentially occurred.
- Panjit International Inc. does not assume any and all implied warranties, including warranties of fitness for particular purpose, non-infringement and merchantability.
- Applications shown on the herein document are examples of standard use and operation. Customers are responsible in comprehending the suitable use in particular applications. Panjit International Inc. makes no representation or warranty that such applications will be suitable for the specified use without further testing or modification.
- The products shown herein are not designed and authorized for equipments requiring high level of reliability or relating to human life and for any applications concerning life-saving or life-sustaining, such as medical instruments, transportation equipment, aerospace machinery et cetera. Customers using or selling these products for use in such applications do so at their own risk and agree to fully indemnify Panjit International Inc. for any damages resulting from such improper use or sale.
- Since Panjit uses lot number as the tracking base, please provide the lot number for tracking when complaining.