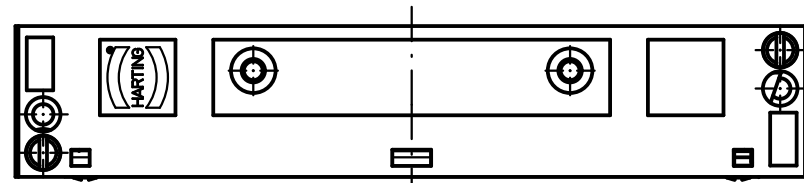
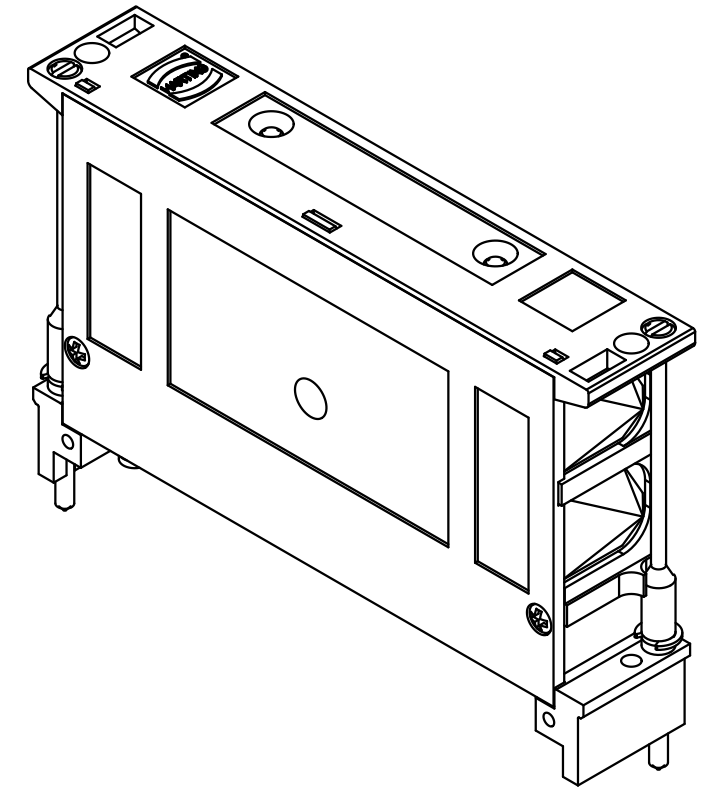
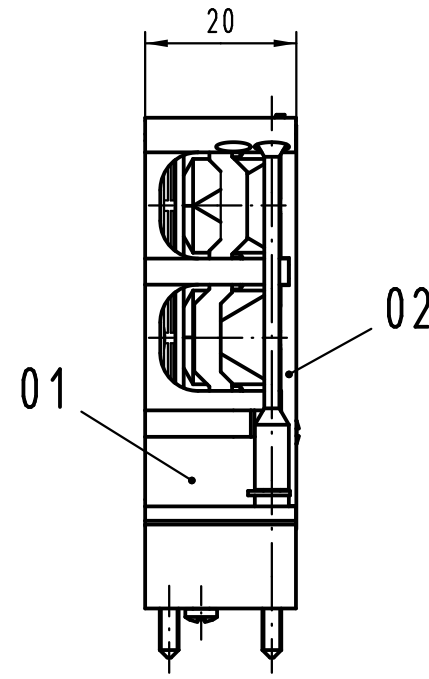
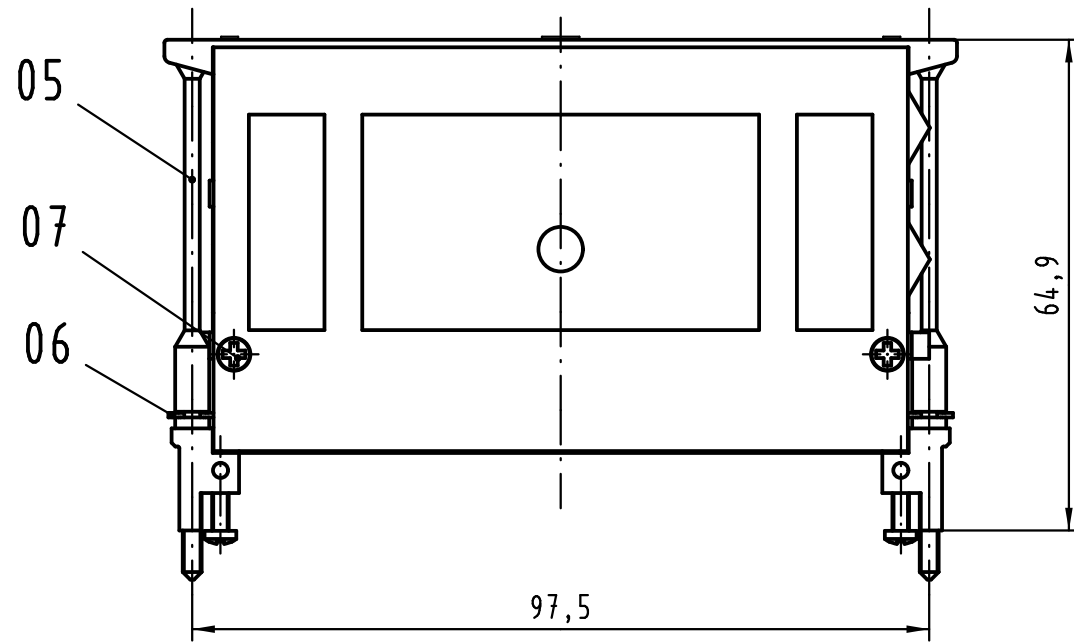
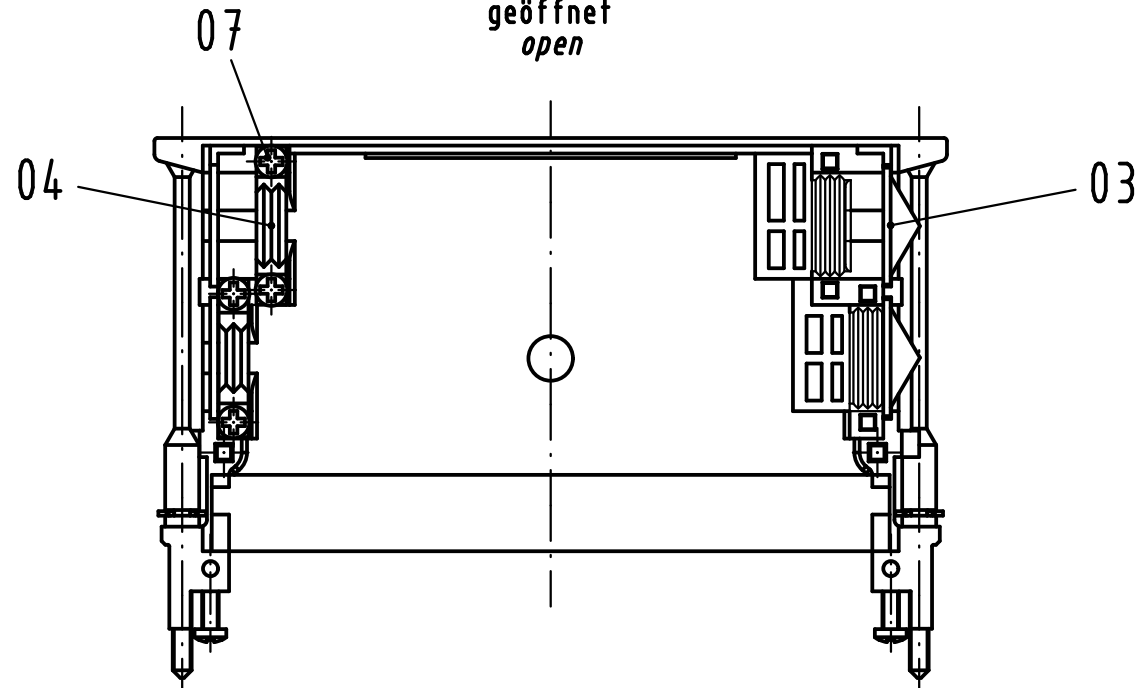


Alle Rechte vorbehalten/ All rights reserved



X

X
geöffnet
open



| Inhalt Schalengehäuse content shell housing | | | Ersatzteile spare parts | |
|--|------------------|--|----------------------------|------------------|
| Pos. pos. | Anzahl number | Benennung description | Artikel Nr. part no. | Anzahl number |
| 01 | 1 | Grundschaale shell | | |
| 02 | 1 | Deckel cover | | |
| 03 | 3 | Blindstopfen blinding piece | | |
| 04 | 2 | Kabelschelle D20 cable clamp D20 | 09 06 000 9992 | 1 |
| 05 | 2 | Verriegelungsschraube M2,5 locking screw M2,5 | 09 06 000 9920/Set | 1 |
| 06 | 2 | Sicherungsscheibe locking washer | | 1 |
| 07 | 12 | PT-Schraube / screw 2,2x9,5-PZ1 | 09 06 001 9974 | 1 |

Teile nicht montiert
parts not assembled

| | | | | | |
|---|-------------------|-------|--|--|--|
| All Dimensions in mm Original Size DIN A 3 | Techn. Character. | | | Nicht tolerierte Maß/Free size tolerances | |
| | | Dat. | Name | Maßstab/Scale | |
| | | | | 1:1 | |
| | | | | Schalengehäuse D20/4 für Federleisten Typ F, H und MH shell housing D20/4 for female connector type F, H and MH | |
| 36101 | 22.03.11 | Hage. | HARTING Electronics GmbH & Co. KG D-32339 ESPELKAMP | | TB 09 06 048 0522 Sub. TB 09 06 048 0522 Mod.20426 v.24.09.96 |
| 34186 | | | | | |
| Mod. | Dat. | Name | | | |