

Type 953B, Metallized Polypropylene Film Capacitors

85 °C / 85% RH, 1000h @ Vr, UL 810 Fail Safe, Rated 10,000 AFC



Type 953B radial leaded metallized polypropylene capacitors are designed for UPS systems and other AC output filtering applications. With an integrated fused metallization pattern, this product features UL 810 recognition for fail-safe operation at temperatures up to 85 °C while meeting THB 85 °C / 85% RH testing at rated voltage for challenging harsh environments.

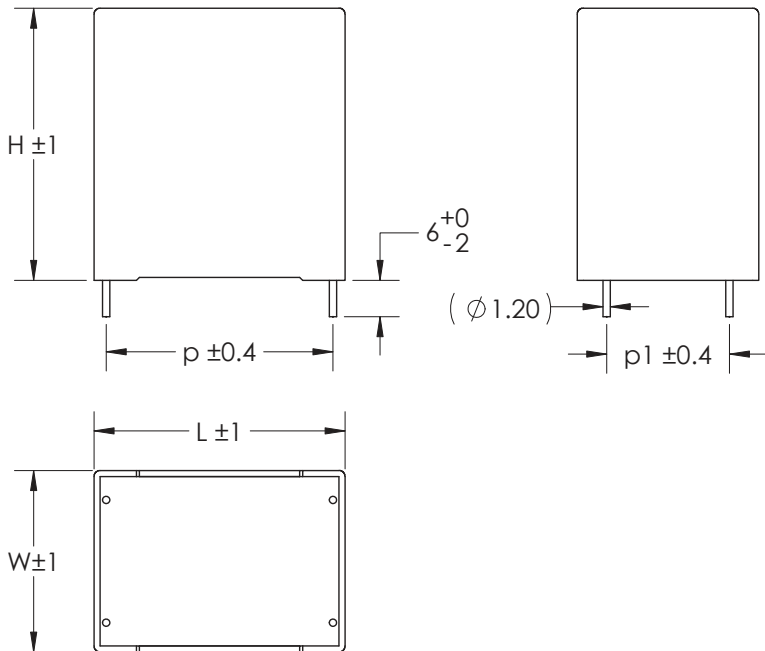
Highlights

- Fuse protection
- UL 810 recognized
- Low dissipation factor
- Self healing
- THB 85 °C / 85% RH, 1000h at rated voltage

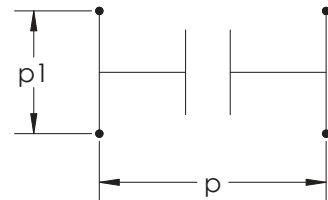
Specifications

Capacitance Range	2.5 μF to 50 μF
Capacitance Tolerance	±10 % (±5% optional)
Rated Voltage	160 Vac, 250 Vac, 275 Vac
Operating Temperature Range	-40 °C to 85 °C
IEC Climatic Category	40/85/56 (test conditions 40 °C, 93% RH, rated voltage, 1000 hours)
THB Rating	85 °C / 85% RH - rated voltage - 1000h
Sevice Life Objective	10,000 h at rated voltage and 85 °C
Protection	UL 810 file number E71645

Dimensions



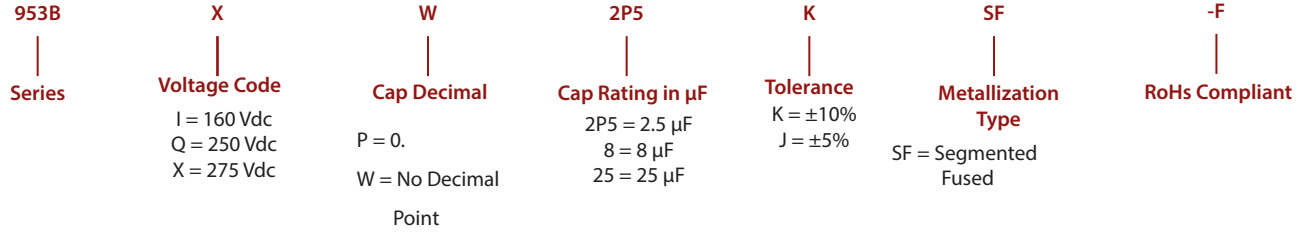
Construction Details	
Case Material	Plastic UL 94V-0
Resin Material	Dry Resin UL 94V-0
Terminal Material	Tin Plated Copper



Type 953B, Metallized Polypropylene Film Capacitors

85 °C / 85% RH, 1000h @ Vr, UL 810 Fail Safe, Rated 10,000 AFC

Part Numbering System



Case Code	W	H	L	p	p1	d
A	20	40	41.5	37.5	10.2	1.2
B	28	37	41.5	37.5	10.2	1.2
C	24	44	41.5	37.5	10.2	1.2
D	30	45	41.5	37.5	20.3	1.2
E	30	45	57.5	52.5	20.3	1.2
F	35	50	57.5	52.5	20.3	1.2

Ratings

Part Number	Cap 1 kHz (μF)	Typ. ESR 10 kHz (m Ω)	Typ. ESL (nH)	I _{peak} (A)	dV/dt (V/ μs)	R _{th} (°C/W)	I _{rms} 10 kHz 85°C (A)	Case Code
160 VAC								
953BIW10KSF-F	10	9	30	285	29	16	8.0	A
953BIW16KSF-F	16	7	30	475	30	14	9.3	B
953BIW17P5KSF-F	17.5	7	30	570	33	13	9.6	C
953BIW25KSF-F	25	6	30	760	30	12	10.4	D
953BIW38KSF-F	38	7	38	760	20	9	11.3	E
953BIW50KSF-F	50	6	38	1045	21	8	12.2	F
250 VAC								
953BQW4P5KSF-F	4.5	12	30	190	42	16	7.1	A
953BQW7KSF-F	7	9	30	285	41	14	8.3	B
953BQW7P5KSF-F	7.5	9	30	380	51	13	8.7	C
953BQW10KSF-F	10	8	30	475	48	12	9.0	D
953BQW16P5KSF-F	16.5	8	38	475	29	9	10.3	E
953BQW22KSF-F	22	7	38	665	30	8	11.3	F
275 VAC								
953BXW2P5KSF-F	2.5	14	30	190	76	16	6.4	A
953BXW3P5KSF-F	3.5	11	30	190	54	14	7.4	B
953BXW4KSF-F	4	11	30	285	71	13	7.9	C
953BXW6KSF-F	6	8	30	380	63	12	9.0	D
953BXW9KSF-F	9	10	38	380	42	9	9.5	E
953BXW12KSF-F	12	8	38	475	40	8	10.5	F

Notice and Disclaimer: All product drawings, descriptions, specifications, statements, information and data (collectively, the "Information") in this datasheet or other publication are subject to change. The customer is responsible for checking, confirming and verifying the extent to which the Information contained in this datasheet or other publication is applicable to an order at the time the order is placed. All Information given herein is believed to be accurate and reliable, but it is presented without any guarantee, warranty, representation or responsibility of any kind, expressed or implied. Statements of suitability for certain applications are based on the knowledge that the Cornell Dubilier company providing such statements ("Cornell Dubilier") has of operating conditions that such Cornell Dubilier company regards as typical for such applications, but are not intended to constitute any guarantee, warranty or representation regarding any such matter – and Cornell Dubilier specifically and expressly disclaims any guarantee, warranty or representation concerning the suitability for a specific customer application, use, storage, transportation, or operating environment. The Information is intended for use only by customers who have the requisite experience and capability to determine the correct products for their application. Any technical advice inferred from this Information or otherwise provided by Cornell Dubilier with reference to the use of any Cornell Dubilier products is given gratis (unless otherwise specified by Cornell Dubilier), and Cornell Dubilier assumes no obligation or liability for the advice given or results obtained. Although Cornell Dubilier strives to apply the most stringent quality and safety standards regarding the design and manufacturing of its products, in light of the current state of the art, isolated component failures may still occur. Accordingly, customer applications which require a high degree of reliability or safety should employ suitable designs or other safeguards (such as installation of protective circuitry or redundancies or other appropriate protective measures) in order to ensure that the failure of an electrical component does not result in a risk of personal injury or property damage. Although all product-related warnings, cautions and notes must be observed, the customer should not assume that all safety measures are indicated in such warnings, cautions and notes, or that other safety measures may not be required.