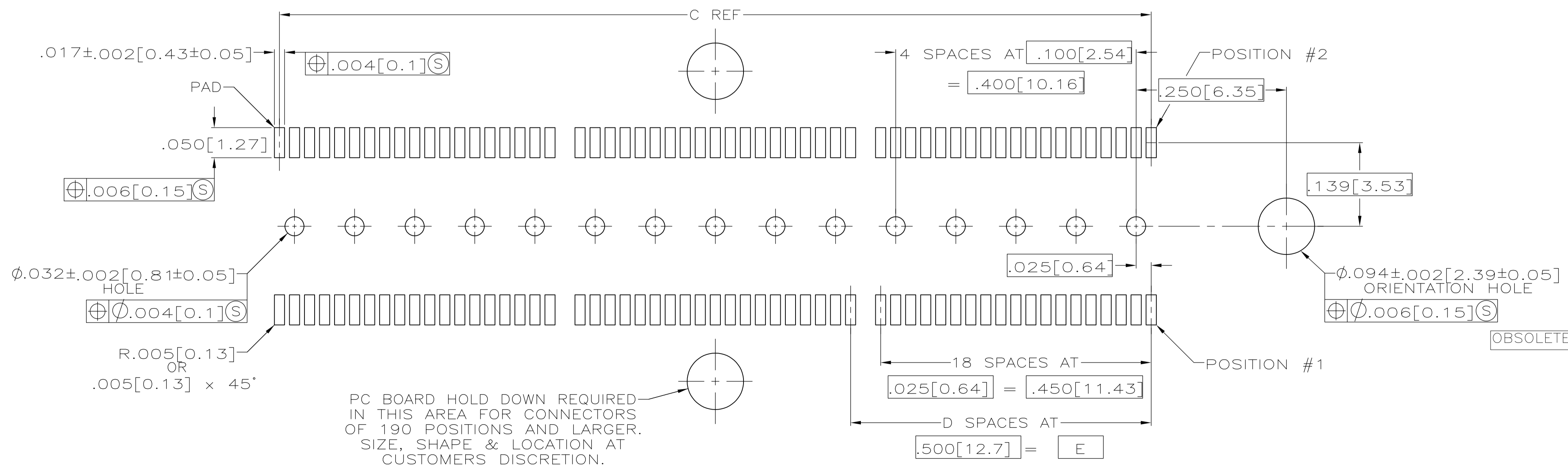
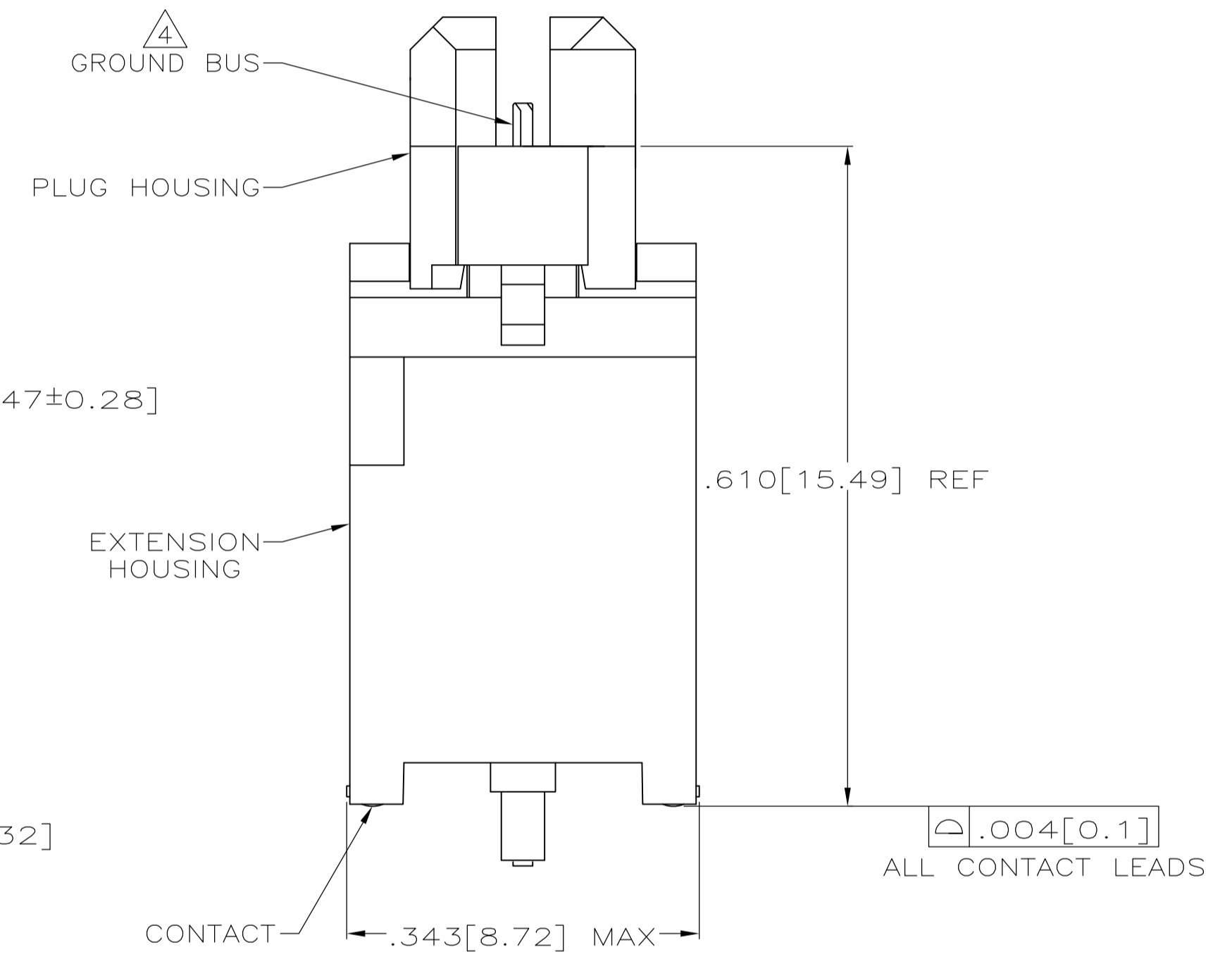
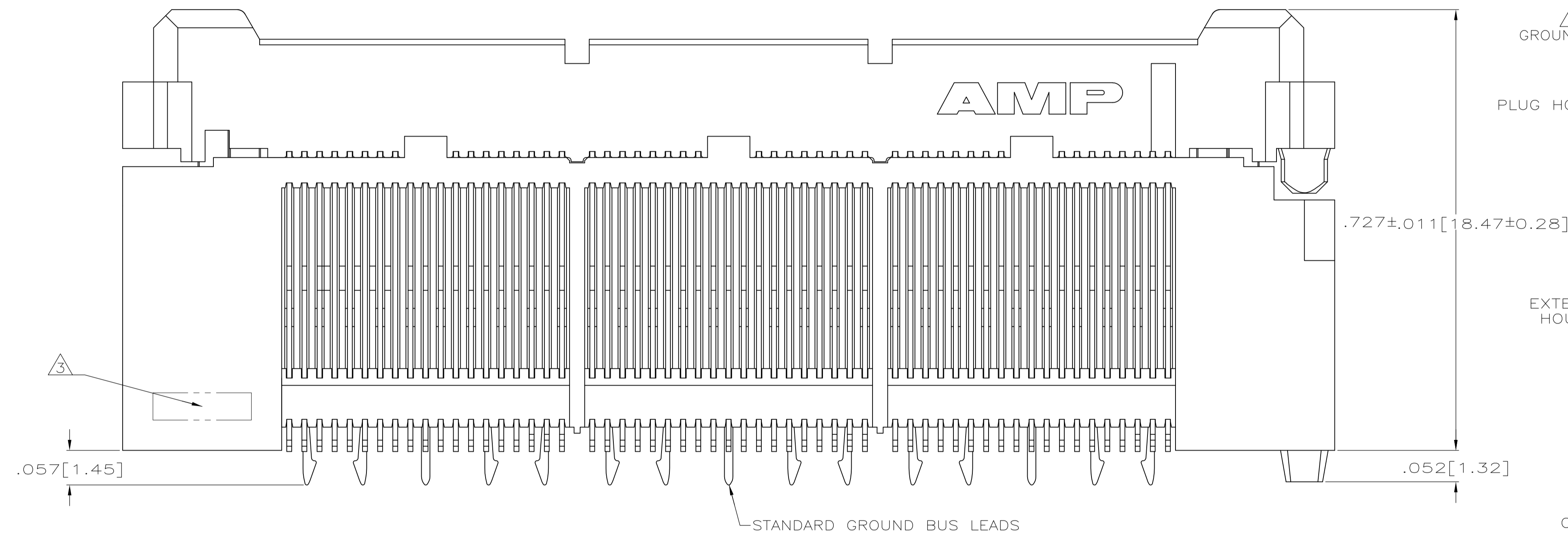


- 1 HOUSINGS: LIQUID CRYSTAL POLYMER, COLOR BLACK. CONTACTS: HIGH RELIABILITY COPPER ALLOY. GROUND BUSSES: BRASS, UNS C26000.
- 2 CONTACTS & GROUND BUSSES: NICKEL UNDERPLATE ALL OVER, MATING SURFACE PLATED TO MEET LEVEL 1 PERFORMANCE REQUIREMENTS OF TE PRODUCT SPECIFICATION 108-1422, SOLDER TAILS PLATED TIN-LEAD.
- 3 DATE CODE MARKED IN AREA INDICATED ON SAME SIDE AS POSTION #1.
- 4 ONE GROUND BUS WITH 5 TAILS PER EACH MODULE.



PC BOARD HOLD DOWN REQUIRED IN THIS AREA FOR CONNECTORS OF 190 POSITIONS AND LARGER. SIZE, SHAPE & LOCATION AT CUSTOMERS DISCRETION.

RECOMMENDED PC BOARD LAYOUT (VIEWED FROM CONNECTOR SIDE)

3.000[76.2]	6	3.450[87.63]	3.898[99]	4.000[101.6]	266	767042-7
2.500[63.5]	5	2.950[74.93]	3.398[86.31]	3.500[88.9]	228	767042-6
2.000[50.8]	4	2.450[62.23]	2.898[73.61]	3.000[76.2]	190	767042-5
1.500[38.1]	3	1.950[49.53]	2.398[60.91]	2.500[63.5]	152	767042-4
1.000[25.4]	2	1.450[36.83]	1.898[48.21]	2.000[50.8]	114	767042-3
.500[12.7]	1	.950[24.13]	1.398[35.51]	1.500[38.1]	76	767042-2
-.000[0]	0	.450[11.43]	.898[22.81]	1.000[25.4]	38	767042-1
E	D	C	B	A	NO OF POS	PART NUMBER

THIS DRAWING IS A CONTROLLED DOCUMENT.

DIMENSIONS: INCHES	TOLERANCES UNLESS OTHERWISE SPECIFIED:	DIN J. GERACE 12MAR98	STE TE Connectivity
0 PL ± -	1 PL ± -	2 PL ± -	3 PL ± -
4 PL ± .005(0.13)	ANGLES ± -	APVD S. STRICKLER 12MAR98	NAME
MATERIAL	FINISH	PRODUCT SPEC 108-1422	APPLICATION SPEC 114-11004
1	2	WEIGHT -	SIZE A1
CUSTOMER DRAWING		SCALE 8:1	SHEET 1 OF 1