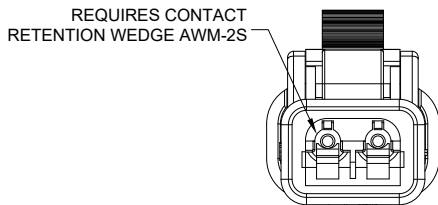
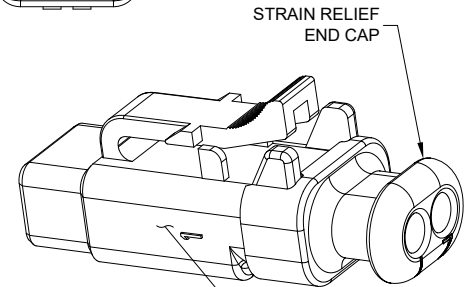
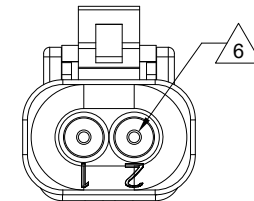
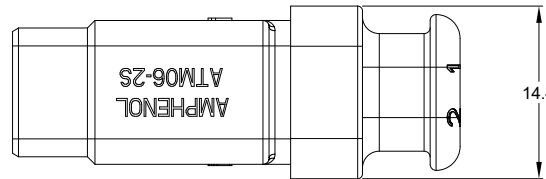
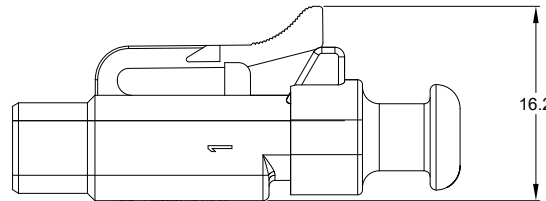
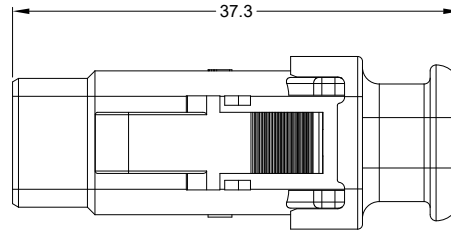


| REVISIONS |     |                          |           |       |       |
|-----------|-----|--------------------------|-----------|-------|-------|
| REV       | ECO | DESCRIPTION              | DATE      | BY    | APPR  |
| A1        | -   | RELEASE NEW DWG FORMAT   | 18/AUG/14 | JARRY | -     |
| A2        | -   | P/N BN WAS BR, GN WAS GR | 02/MAR/15 | JAH   | -     |
| A3        | -   | ADD COLOR                | 21/JUL/20 | LOUIE | TOMMY |
| A4        | -   | UPDATE COLOR OPTION      | 6/NOV/20  | LOUIE | TOMMY |



NOTES: UNLESS OTHERWISE SPECIFIED

- MATERIAL:  
HOUSING: THERMOPLASTIC  
SEAL: SILICONE RUBBER
- MODIFICATIONS: STRAIN RELIEF END CAP
- SPECIFICATIONS:
  - CURRENT RATING: 7.5 AMPS
  - OPERATING TEMPERATURE: -55°C TO +125°C
  - DIELECTRIC WITHSTANDING VOLTAGE: LESS THAN 2 MILLIAMPS CURRENT LEAKAGE @ 1500 VOLTS AC.
  - INSULATION RESISTANCE: 1000 MEGOHMS MIN @ 25°C.
  - MOISTURE RESISTANCE: IP67 ( MATED CONDITION )
  - MATING CYCLE DURABILITY: 100 CYCLES
  - RoHS COMPLIANT
- MATING PART: ATM04-2P\* RECEPTACLE.  
(\* = MODIFICATIONS AND/OR COLORS )
- ALL DIMENSIONS ARE FOR REFERENCE USE ONLY.

6 CONTACT SIZE AND REAR SEAL WIRE RANGE:

| CONTACT SIZE | MIN. INSUL O.D.   | MAX. INSUL O.D.   | TYPICAL WIRE RANGE |
|--------------|-------------------|-------------------|--------------------|
| 20           | 1.35 mm (.053 in) | 3.05 mm (.120 in) | 16 - 22 AWG        |

| PART NUMBER CHART |                 |
|-------------------|-----------------|
| COLOR             | PART NUMBER     |
| GREY              | ATM06-2S-SR01GY |
| BLACK             | ATM06-2S-SR01BK |
| BLUE              | ATM06-2S-SR01BL |
| BROWN             | ATM06-2S-SR01BN |
| GREEN             | ATM06-2S-SR01GN |
| RED               | ATM06-2S-SR01RD |
| WHITE             | ATM06-2S-SR01WT |
| YELLOW            | ATM06-2S-SR01YL |
| ORANGE            | ATM06-2S-SR01OR |

| SEE PART NUMBER CHART  |  | PART NUMBER  |  | DESCRIPTION |  | ITEM  |
|--|--|--|--|-------------|--|---|
| QUANTITY   |  | MATERIALS LIST   |  |             |  |   |
| UNLESS OTHERWISE SPECIFIED:<br>1) All dimensions are in metric (mm).<br>2) Tolerances are as follows:<br>1 PL DEC ±0.30<br>2 PL DEC ±0.15<br>3 PL DEC ±0.08<br>3) Note reference = |  | SIGNATURES   |  | DATE        |  | <p><b>Amphenol</b></p> <p>Sine Systems - www.amphenol-sine.com<br/>44724 Morley Drive<br/>Clinton Township, MI 48036</p> <p>PLUG, 2 SOCKET, ATM SERIES<br/>STRAIN RELIEF, END CAP</p> |
|  |  | DRAWN: LOUIE   |  | 6/NOV/20    |  |   |
|  |  | CHECKED: ORION   |  | 9/NOV/20    |  |   |
|  |  | APPROVAL: TOMMY  |  | 10/NOV/20   |  |   |
| MATERIAL SPECIFICATIONS:   |  | CUSTOMER:  |  |             |  | <p>SIZE: <b>B C-</b> DWG NO: <b>ATM06-2S-SR01XX</b> REVISION: <b>A4</b></p> <p>SCALE: <b>NONE</b> SHEET <b>1</b> OF <b>1</b></p>  |
| PROCESS SPECIFICATIONS:  |  | THIS DRAWING IS SUPPLIED FOR INFORMATION ONLY. DESIGN FEATURES, SPECIFICATIONS AND PERFORMANCE DATA SHOWN HEREON ARE THE PROPERTY OF THE AMPHENOL CORPORATION. NO RIGHTS OF REPRODUCTION ARE IMPLIED. ALL DIMENSIONS ARE SUBJECT TO NORMAL MANUFACTURING VARIATIONS. |  |             |  |   |
| NEXT ASSY:   |  |  |  |             |  |   |





TITLE: PLUG, 2 SOCKET, STRAIN RELIEF END CAP, ATM SERIES  
DWG NO: ATM06-2S-SR01XX  
REV: A4  
SH: 1  
OF: 1

# ATM Series™ - Contact Size 20 Options

| Machined Contacts, Sockets & Pins |  |      |       |          |
|-----------------------------------|--|------|-------|----------|
| Part Number                       | Description                            | Size | AWG   | Type     |
| AT60-010-2031                     | Male Contact - Pin, Gold-plated        | 20   | 16-18 | Machined |
| AT62-005-20141                    | Female Contact - Socket, Gold-plated   | 20   | 16-18 | Machined |
| AT60-010-20141                    | Male Contact - Pin, Nickel-plated      | 20   | 16-18 | Machined |
| AT62-005-2031                     | Female Contact - Socket, Nickel-plated | 20   | 16-18 | Machined |
| AT60-202-2031                     | Male Contact - Pin, Gold-plated        | 20   | 20-22 | Machined |
| AT62-201-2031                     | Female Contact - Socket, Gold-plated   | 20   | 20-22 | Machined |
| AT60-202-20141                    | Male Contact - Pin, Nickel-plated      | 20   | 20-22 | Machined |
| AT62-201-20141                    | Female Contact - Socket, Nickel-plated | 20   | 20-22 | Machined |

| Tooling - Machined Contacts   |             |   |
|---|-------------|---|
| Part  | Part Number | Description   |
|  | CA-5D12     | Universal Hand Crimp Tool, Size 12/16/20 (Machined contacts only) |
|  | CA-5E12     | Pneumatic Crimp Tool, Size 12/16/20 (Machined contacts only)      |

| Contact Removal Tools   |               |   |
|---|---------------|---|
| Part  | Part Number   | Description   |
|  | ATRT-100      | Used for removal of contacts for A Series™ products |
|  | AT11-240-2005 | Contact Removal Tool, Plastic, Size 20              |

| Sealing Plugs   |                   |  |
|---|-------------------|--|
| Part  | Part Number       | Description                                      |
|  | AT13-204-2005     | Sealing Plug, Size 20, White                     |
|  | AT13-204-2005-SR  | Sealing Plug, Size 20, SR01 Series, Black        |
|  | ATM13-217-2005    | Locking Sealing Plug, Size 20, Grey              |
|  | ATM13-217-2005-SR | Locking Sealing Plug, Size 20, SR01 Series, Blue |

| Stamped & Formed Contacts, Sockets & Pins |  |      |       |                  |
|---|--|------|-------|------------------|
| Part Number                               | Description                            | Size | AWG   | Type             |
| AT60-20-0144                              | Male Contact - Pin, Gold-plated        | 20   | 16-22 | Stamped & Formed |
| AT62-20-0144                              | Female Contact - Socket, Gold-plated   | 20   | 16-22 | Stamped & Formed |
| AT60-20-0244                              | Male Contact - Socket, Gold-plated     | 20   | 16-22 | Stamped & Formed |
| AT62-20-0244                              | Female Contact - Socket, Gold-plated   | 20   | 16-22 | Stamped & Formed |
| AT60-20-0122                              | Male Contact - Pin, Nickel-plated      | 20   | 16-22 | Stamped & Formed |
| AT62-20-0122                              | Female Contact - Socket, Nickel-plated | 20   | 16-22 | Stamped & Formed |
| AT60-20-0222                              | Male Contact - Socket, Nickel-plated   | 20   | 16-22 | Stamped & Formed |
| AT62-20-0222                              | Female Contact - Socket, Nickel-plated | 20   | 16-22 | Stamped & Formed |
| AT60-20-0277                              | Male Contact - Socket, Tin-plated      | 20   | 16-22 | Stamped & Formed |
| AT62-20-0277                              | Female Contact - Socket, Tin-plated    | 20   | 16-22 | Stamped & Formed |
| AT60-20-0422                              | Male Contact - Socket, Nickel-plated   | 20   | 20-22 | Stamped & Formed |
| AT62-20-0444                              | Female Contact - Socket, Gold-plated   | 20   | 20-22 | Stamped & Formed |

| Tooling - Stamped & Formed Contacts   |             |   |
|---|-------------|---|
| Part  | Part Number | Description   |
|  | MFx-3974    | Crimp Die - Size 20 (S&F contacts only)                       |
|   | MFx-3976    | Crimp Die - Size 20 (S&F contacts only) 20-22AWG -04XX Series |
|   | MFx-3978    | Crimp Die - Size 20 (S&F contacts only) 20-22AWG -02XX Series |
|  | ATT-20-00   | Hand Crimp Tool - Size 20, 20AWG (S&F contacts only)          |