


**Part Number: Custom Design**  
**High Voltage Reed Relays**  
**Product Data Sheet**

## SPECIFICATIONS

<b>Contact Form</b>			
<b>Package Style</b>			
<b>CONTACT PARAMETERS</b>			
Switching Voltage	Max	DC/peakAC	
Dielectric Strength	Min	VDC	
Switching Capacity	Max	W	
Switching Current	Max	A	
Carrying Current	Max	A	
Contact Resistance	Max	mΩ	
<b>COIL PARAMETERS</b>			
Nominal Coil Voltage		VDC	
Pull-In Voltage	Max	VDC	
Drop-Out Voltage	Min	VDC	
Operating Voltage	Max	VDC	
Coil Resistance	±15%	Ω	
<b>RELAY PARAMETERS</b>			
Dielectric Strength	coil/contact	Min	VDC
Dielectric Strength	contact/contact	Min	VDC
Insulation Resistance		Min	Ω
Operating Temperature			°C
Storage Temperature			°C
Operate Time incl. Bounce Time max	Typ	ms	
Release Time	Typ	ms	

## SKETCH



As part of the company policy of continued product improvement, specifications may change without notice. Our sales office will be pleased to help you with the latest information on this product range and the details of our full design and manufacturing service. All products are supplied to our standard conditions of sale unless otherwise agreed in writing.

**Phone: (1) 973 777 6900**      **www.comus-intl.com**      **Fax: (1) 973 777 8405**

Belgium: +32 (0)12 390400 - Comus Europe Ltd (Assemtch) UK: +44 (0) 1255 862236 - Germany: +49 (0)911 923 15 943 - Netherlands: +31(0)45 54 39 345 - India: +(91) (44) 42023510  
 ©2016 Copyright Comus International, 454 Allwood Road, Clifton NJ 07012, USA

Rev: 1 - Date: Oct/27/2016 - Signature: BR

An ISO 9001 Certified Company

# HIGH VOLTAGE REED RELAYS

## FEATURES

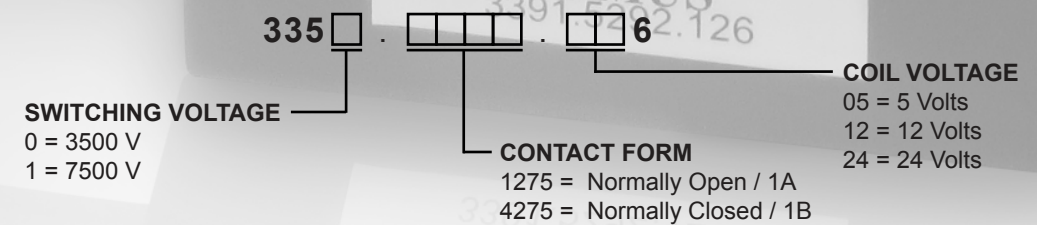
- INDUSTRY STANDARD PACKAGES
- UP TO 10,000 VDC SWITCHING VOLTAGE
- UP TO 14,000 VDC DIELECTRIC STRENGTH
- UP TO 200 WATTS / 5 AMP CARRY CURRENT
- MULTI-POLE, FORM A AND FORM B CONTACTS
- CUSTOM DESIGNS WELCOME

✓ RoHS Compliant

### 3350 series

Part Number Example: 335X.XXXX.XX6

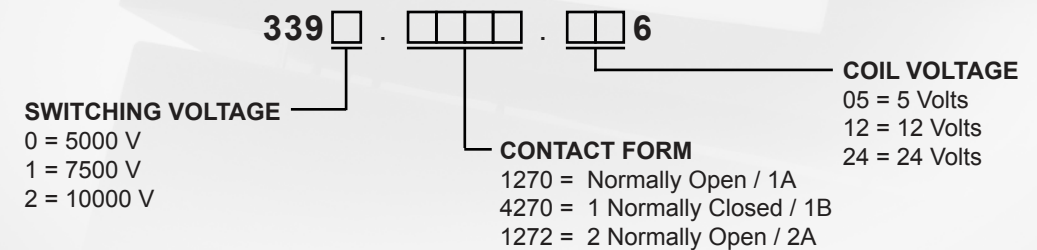
3351.1275.056 = 7500V, Normally Open, 5V coil



### 3390 series

Part Number Example: 339X.XXXX.XX6

3390.1272.126 = 500V, 2 Normally Open, 12V coil



## Part Number: 3350 Series High Voltage Reed Relays Product Data Sheet

### SPECIFICATIONS

Contact Form	Normally Open / 1A		Normally Closed / 1B	
	3350	3351	3350	3351
Switching Voltage	3350	3351	3350	3351
Package Style	1275	1275	4275	4275

### CONTACT PARAMETERS

Parameter	Max	DC/peakAC	3350	7500	3350	7500
Switching Voltage	Max	DC/peakAC	3500	7500	3500	7500
Dielectric Strength	Min	VDC	7500	10000	7500	10000
Switching Capacity	Max	W	200	50	200	50
Switching Current	Max	A	3	3	3	3
Carrying Current	Max	A	5	5	5	5
Contact Resistance	Max	mΩ	250	100	250	100

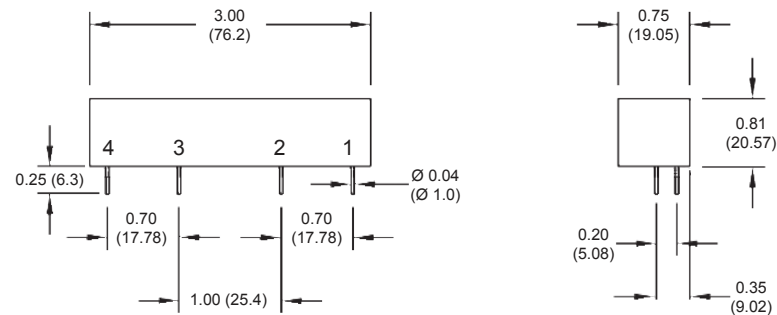
### COIL PARAMETERS

Parameter	Max	VDC	5	12	24	5	12	24
Nominal Coil Voltage		VDC	5	12	24	5	12	24
Pull-In Voltage	Max	VDC	3.75	9	18	3.75	9	18
Drop-Out Voltage	Min	VDC	0.5	1	2	0.5	1	2
Operating Voltage	Max	VDC	6.5	15	30	6.5	15	30
Coil Resistance	±15%	Ω	40	175	575	40	175	575


### RELAY PARAMETERS

Parameter	coil/contact	Min	VDC	10000	10000
Dielectric Strength	coil/contact	Min	VDC	10000	10000
Insulation Resistance		Min	Ω	1 x 10 <sup>10</sup>	1 x 10 <sup>10</sup>
Operating Temperature			°C	-20 to +85	-20 to +85
Storage Temperature			°C	-35 to +100	-35 to +100
Operate Time incl. Bounce Time	Typ	ms		3.0	3.0
Release Time	Typ	ms		3.0	3.0
Weight, approx.			g	60	60

### PACKAGE DIMENSIONS



### SCHEMATIC



As part of the company policy of continued product improvement, specifications may change without notice. Our sales office will be pleased to help you with the latest information on this product range and the details of our full design and manufacturing service. All products are supplied to our standard conditions of sale unless otherwise agreed in writing.

Phone: (1) 973 777 6900      www.comus-intl.com      Fax: (1) 973 777 8405

Belgium: + 32 (0)12 390400 - Comus Europe Ltd (Assemtech) UK: +44 (0) 1255 862236 - Germany: +49 (0)911 923 15 943 - Netherlands: +31(0)45 54 39 345 - India: +(91) (44) 42023510  
©2016 Copyright Comus International, 454 Allwood Road, Clifton NJ 07012, USA  
Rev: 1 - Date: Oct/27/2016 - Signature: BR      An ISO 9001 Certified Company

## Part Number: 3390 Series High Voltage Reed Relays Product Data Sheet

### SPECIFICATIONS

Contact Form	1 Normally Open / 1A			1 Normally Closed / 1B			2 Normally Open / 2A		
	3390	3391	3392	3390	3391	3392	3390	3391	3392
Switching Voltage	3390	3391	3392	3390	3391	3392	3390	3391	3392
Package Style	1270	1270	1270	4270	4270	4270	1272	1272	1272

### CONTACT PARAMETERS

Parameter	Max	DC/peakAC	5000	7500	10000	5000	7500	10000	5000	7500	10000
Switching Voltage	Max	DC/peakAC	5000	7500	10000	5000	7500	10000	5000	7500	10000
Dielectric Strength	Min	VDC	7000	10000	14000	7000	10000	14000	7000	10000	14000
Switching Capacity	Max	W	50	50	50	50	50	50	50	50	50
Switching Current	Max	A	3	3	3	3	3	3	3	3	3
Carrying Current	Max	A	5	5	5	5	5	5	5	5	5
Contact Resistance	Max	mΩ	250	250	250	250	250	250	250	250	250

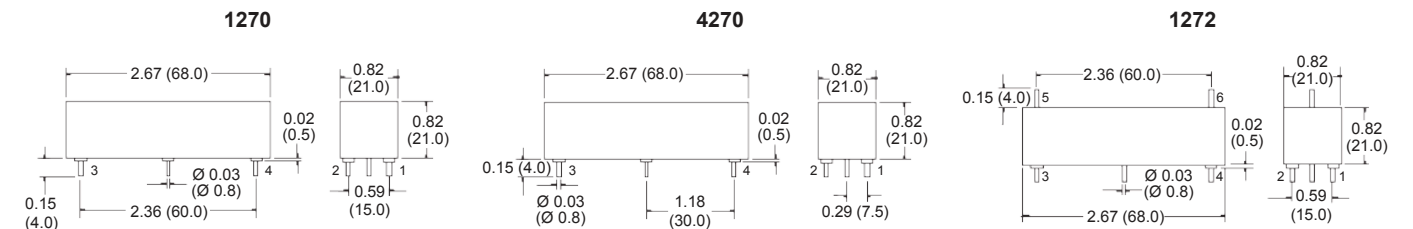
### COIL PARAMETERS

Parameter	Max	VDC	5	12	24	5	12	24	5	12	24
Nominal Coil Voltage		VDC	5	12	24	5	12	24	5	12	24
Pull-In Voltage	Max	VDC	4	10	20	4	10	20	4	10	20
Drop-Out Voltage	Min	VDC	1	2	4	1	1	2	1	1.2	2.4
Operating Voltage	Max	VDC	8	18	36	8	14.5	27	8	16	29
Coil Resistance	±15%	Ω	35	200	720	35	400	675	35	85	275

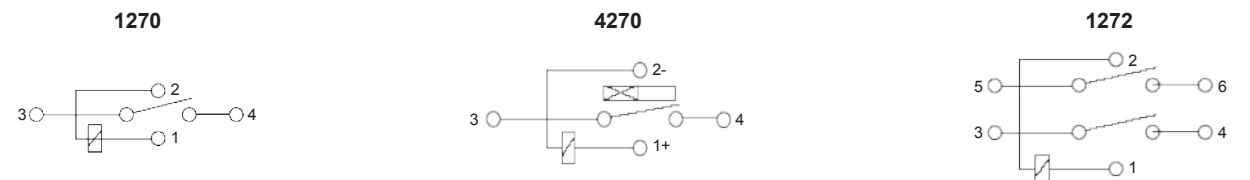
### RELAY PARAMETERS

Parameter	coil/contact	Min	VDC	20000	20000	10000
Dielectric Strength	coil/contact	Min	VDC	20000	20000	10000
Dielectric Strength	switch1/switch2	Min	VDC	-	-	10000
Insulation Resistance		Min	Ω	1 x 10 <sup>9</sup>	1 x 10 <sup>9</sup>	1 x 10 <sup>9</sup>
Operating Temperature			°C	-20 to +85	-20 to +85	-20 to +85
Storage Temperature			°C	-35 to +100	-35 to +100	-35 to +100
Operate Time incl. Bounce Time	Typ	ms		3.5	3.5	3.5
Release Time	Typ	ms		3.0	3.0	3.0
Weight, approx.			g	55	55	65

### PACKAGE DIMENSIONS



### SCHEMATIC



As part of the company policy of continued product improvement, specifications may change without notice. Our sales office will be pleased to help you with the latest information on this product range and the details of our full design and manufacturing service. All products are supplied to our standard conditions of sale unless otherwise agreed in writing.

Phone: (1) 973 777 6900      www.comus-intl.com      Fax: (1) 973 777 8405

Belgium: + 32 (0)12 390400 - Comus Europe Ltd (Assemtech) UK: +44 (0) 1255 862236 - Germany: +49 (0)911 923 15 943 - Netherlands: +31(0)45 54 39 345 - India: +(91) (44) 42023510  
©2016 Copyright Comus International, 454 Allwood Road, Clifton NJ 07012, USA  
Rev: 1 - Date: Oct/27/2016 - Signature: BR      An ISO 9001 Certified Company