

53440-2 ✓ ACTIVE



## ELECTRO-TAP


TE Internal #: 53440-2

Splices, Tap Splice, 20 – 18 AWG Wire Size, .5 – .9 mm<sup>2</sup> Wire Size, 642 – 1624 CMA Wire Size, Brass, Red, Length .484 in [12.29 mm],

ELECTRO-TAP

[View on TE.com >](#)

Terminals & Splices > Splices



Wire Size: 642 – 1624 CMA

Sealable: No

Compatible Insulation Diameter Range: 4 mm [ .157 in ]

### Features

#### Product Type Features

Splice Accessory Type	Tap Cover
Sealable	No
Splice Type	Tap Splice
Compatible With Discrete Wire Type	Solid, Stranded
Wire Insulation Support Retention Type	Insulation Support

#### Configuration Features

Compatible With Wire & Cable Type	Discrete Wire
-----------------------------------	---------------

#### Body Features

Product Weight	1.89 g
Primary Product Color	Red

#### Contact Features

Terminal Plating Material	Tin
Contact Base Material	Brass

#### Housing Features

Housing Material	Nylon 6/6
------------------	-----------



### Dimensions

Tap Wire Size	.5 – .8 mm <sup>2</sup>
Wire Size	642 – 1624 CMA
Compatible Insulation Diameter Range	4 mm [.157 in]
Product Length	12.29 mm [.484 in]

### Usage Conditions

Insulation Option	Fully Insulated
Operating Temperature Range	105 °C [221 °F]

### Industry Standards

Government Qualified Splice	No
-----------------------------	----

### Packaging Features

Packaging Quantity	1000
Packaging Method	Carton

### Product Compliance

[For compliance documentation, visit the product page on TE.com>](#)

EU RoHS Directive 2011/65/EU	Compliant
EU ELV Directive 2000/53/EC	Compliant
China RoHS 2 Directive MIIT Order No 32, 2016	No Restricted Materials Above Threshold
EU REACH Regulation (EC) No. 1907/2006	Current ECHA Candidate List: JUNE 2023 (235) Candidate List Declared Against: JUNE 2023 (235) Does not contain REACH SVHC
Halogen Content	Low Halogen - Br, Cl, F, I < 900 ppm per homogenous material. Also BFR/CFR/PVC Free
Solder Process Capability	Not applicable for solder process capability

#### Product Compliance Disclaimer

This information is provided based on reasonable inquiry of our suppliers and represents our current actual knowledge based on the information they provided. This information is subject to change. The part numbers that TE has identified as EU RoHS compliant have a maximum concentration of 0.1% by weight in homogenous materials for lead, hexavalent chromium, mercury, PBB, PBDE, DBP, BBP, DEHP, DIBP, and 0.01% for cadmium, or qualify for an exemption to these limits as defined in the Annexes of Directive 2011/65/EU (RoHS2). Finished electrical and electronic equipment products will be CE marked as required by Directive 2011/65/EU. Components may not be CE marked. Additionally, the part numbers that TE has identified as EU ELV compliant have a maximum concentration of 0.1% by weight in homogenous materials for lead, hexavalent chromium, and mercury, and 0.01% for cadmium, or qualify for an exemption to these limits as defined in the Annexes of Directive 2000/53/EC (ELV). Regarding the REACH Regulation, the information TE provides on SVHC in articles for this part number is based on the latest European Chemicals Agency (ECHA) 'Guidance on

requirements for substances in articles' posted at this URL: <https://echa.europa.eu/guidance-documents/guidance-on-reach>

### Compatible Parts



TE Part # 53440-1  
ELECTRO-TAP, 18-14 AWG RUN&TAP

### Also in the Series | ELECTRO-TAP

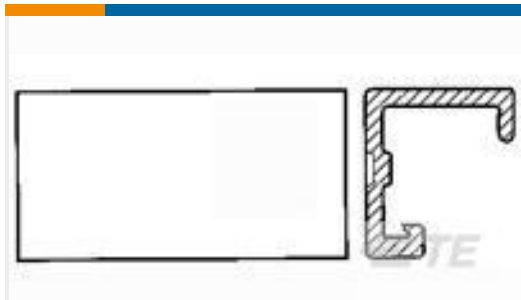


Splices(16)


### Customers Also Bought



TE Part #52942  
TERMINAL,PIDG SPR SPD 12-10 8



TE Part #640550-4  
04P MTA100 COVER




TE Part #52422-1  
TERMINAL,PIDG SPR SPD 16-14 10



TE Part #3-641438-4  
04P MTA156 PSTD CONN ASSY WHT



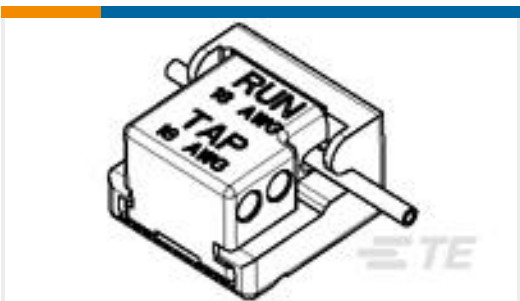
TE Part #3-640599-4  
04P MTA156 CONN ASSY 18AWG  
ORA



TE Part #2-324165-1  
TERMINAL,PG SPD FLG 16-14 6



TE Part #794536-1  
06P UMNL CAP HSG 150C BLK



TE Part #1811027-2  
ASSEMBLY,18AWG TAP



TE Part #8-34150-1  
PG R 22-16 COMM 22-18 MIL 1/4



TE Part #640251-2  
02P SL156 HSG W/O RAMP NATL

## Documents

### Product Drawings

#### ELECTRO-TAP, 20-18 AWG RUN&TAP

English

### CAD Files

#### 3D PDF

English

#### Customer View Model

[ENG\\_CVM\\_53440-2\\_M.3d\\_igs.zip](#)

English

#### Customer View Model

[ENG\\_CVM\\_53440-2\\_M.3d\\_stp.zip](#)

English

#### Customer View Model

[ENG\\_CVM\\_53440-2\\_M.2d\\_dxf.zip](#)

English

By downloading the CAD file I accept and agree to the [Terms and Conditions](#) of use.

### Datasheets & Catalog Pages

#### ELECTRO-TAP CABLE CONNECTOR/SPLICE

English

### Product Environmental Compliance

#### Product Compliance

English

#### Product Compliance

English

### Instruction Sheets

#### Instruction Sheet (U.S.)

English

### Agency Approvals

#### Agency Approval Document

English