



Series 223E

4.2x3.2mm Compact Tactile Switch

- Surface mount J bend terminal configurations
- Compatible with IR reflow and manual soldering
- Variety of operating force options



Ordering Information

Series	Terminal Type	Actuating Direction	Actuator Height "L"	Actuator Force	Packaging																																										
223E	J	V	A	A	R																																										
<table border="0" style="width: 100%; border-collapse: collapse;"> <tr> <td style="width: 15%;"></td> <td style="width: 15%; text-align: center;">↓</td> <td style="width: 15%;"></td> <td style="width: 15%; text-align: center;">↓</td> <td style="width: 15%; text-align: center;">↓</td> <td style="width: 15%; text-align: center;">↓</td> </tr> <tr> <td style="border-top: 1px solid black; border-bottom: 1px solid black;">Code</td> <td style="border-top: 1px solid black; border-bottom: 1px solid black;">Spec.</td> <td style="border-top: 1px solid black; border-bottom: 1px solid black;">Code</td> <td style="border-top: 1px solid black; border-bottom: 1px solid black;">Spec.</td> <td style="border-top: 1px solid black; border-bottom: 1px solid black;">Code</td> <td style="border-top: 1px solid black; border-bottom: 1px solid black;">Spec.</td> </tr> <tr> <td>J</td> <td>Surface mount J bend</td> <td>V</td> <td>Vertical</td> <td>A</td> <td>160 gf, black color</td> </tr> <tr> <td></td> <td></td> <td></td> <td></td> <td>B</td> <td>260 gf, salmon color</td> </tr> <tr> <td></td> <td></td> <td></td> <td style="border-top: 1px solid black; border-bottom: 1px solid black;">Code</td> <td style="border-top: 1px solid black; border-bottom: 1px solid black;">Spec.</td> <td style="border-top: 1px solid black; border-bottom: 1px solid black;">Code</td> </tr> <tr> <td></td> <td></td> <td></td> <td>A</td> <td>2.5mm</td> <td>R</td> </tr> <tr> <td></td> <td></td> <td></td> <td></td> <td></td> <td>Tape & reel packaging</td> </tr> </table>							↓		↓	↓	↓	Code	Spec.	Code	Spec.	Code	Spec.	J	Surface mount J bend	V	Vertical	A	160 gf, black color					B	260 gf, salmon color				Code	Spec.	Code				A	2.5mm	R						Tape & reel packaging
	↓		↓	↓	↓																																										
Code	Spec.	Code	Spec.	Code	Spec.																																										
J	Surface mount J bend	V	Vertical	A	160 gf, black color																																										
				B	260 gf, salmon color																																										
			Code	Spec.	Code																																										
			A	2.5mm	R																																										
					Tape & reel packaging																																										

Notes: Contact CTS for other common features not listed.

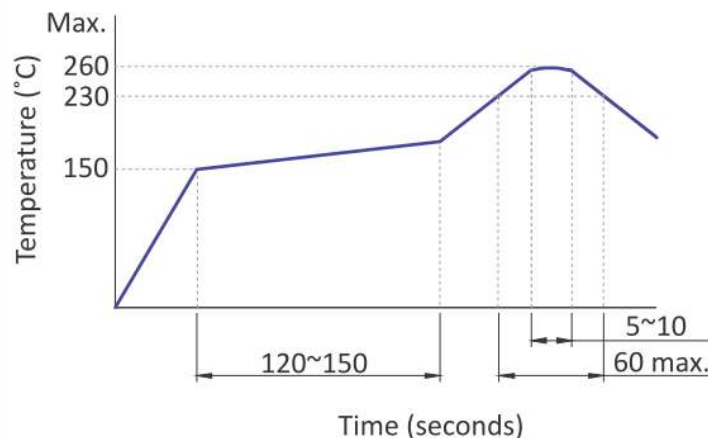
Electrical Specifications

Parameter	Conditions & Remarks	Min	Max	Unit
Contact Resistance			500	milliohms
Insulation Resistance	Between insulated terminals	100		Megohms
Dielectric Strength	1 minute between adjacent switches		250	VAC
Nonswitching Rating			50 or 12	mA or VDC

Mechanical and Environmental

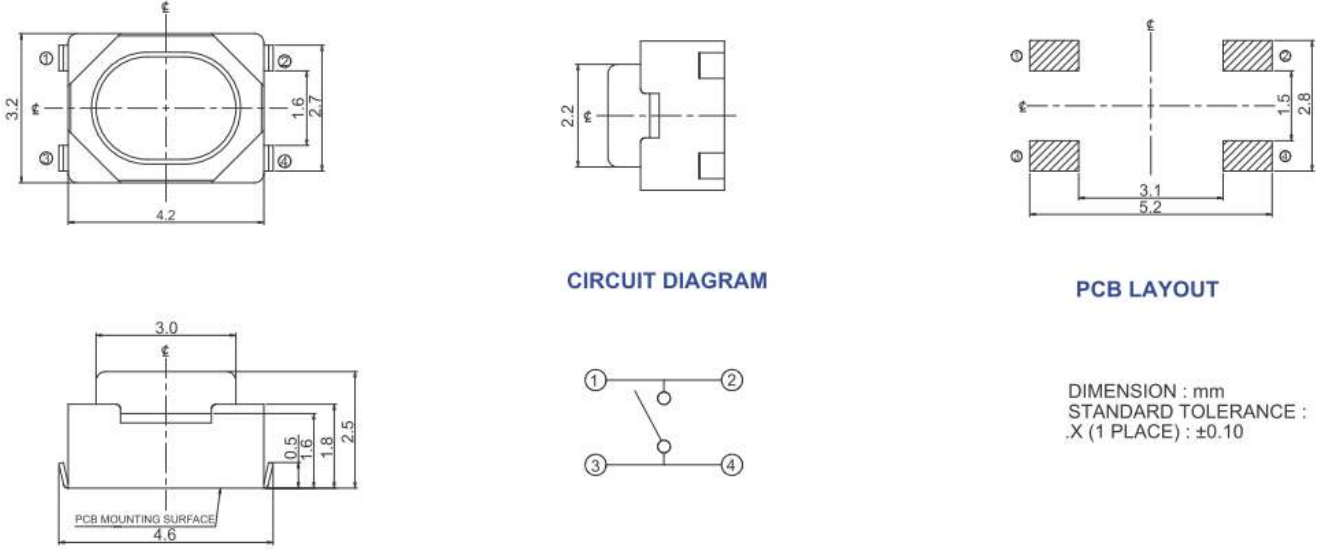
Soldering	Maximum reflow temperature, 260°C for 5 seconds Maximum manual temperature, 350°C for 3 seconds
RoHS	Lead-Free. Fully compliant to RoHS Directive 2011/65/EU, 2015/863
Operating Force	160±50 gf 260±70 gf
Actuation Life	160 gf: 150,000 cycles 260 gf: 500,000 cycles
Actuator Strength	3 Kgf maximum
Travel	0.2±0.1 mm
Packaging	Standard tape and reel packaging
Operating Temperature Range	-40°C to +85°C
Storage Temperature Range	-40°C to +85°C

Soldering Profile



Mechanical Specifications

Figure 1 – 223EJ..., Surface Mount J Bend Terminal

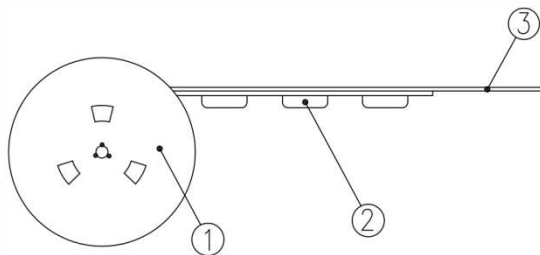


Packing: Tape and Reel

Surface Mount J Bend

The packing specifications :

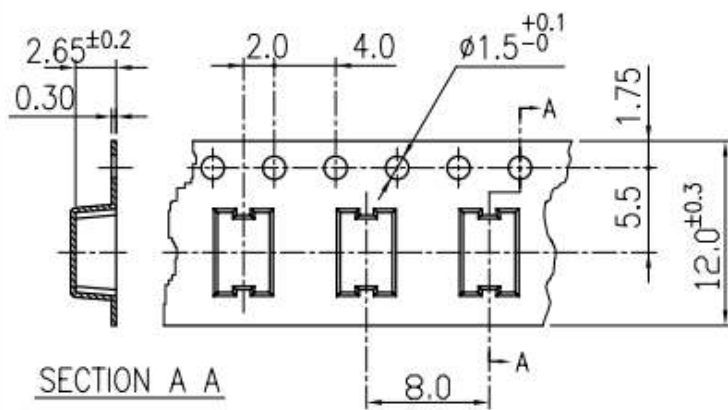
Structure and materials :



③	COVER TAPE	POLYESTER
②	CARRIER TAPE	POLYSTYRENE
①	REEL	POLYSTYRENE
NO.	PARTS NAME	MATERIALS

1. Packing quantity : 2,900 pcs/reel
2. More than 10 empty pockets should remain at each end of the carrier tape for each reel.
3. Shortage less than 10 pcs a reel is acceptable but no more than 3 consecutive empty pockets are allowed.
4. Stripping strength of cover tape is between 10 gf to 70 gf and stripping angle should be within 165°~180°.
5. The product in the pocket of carrier tape should be placed in a specified correct position.
6. Tape and reel per EIA-481.
7. Dimensions :

CARRIER TAPE



DRAWING DIRECTION

COVER TAPE



REEL

