

1

2

3

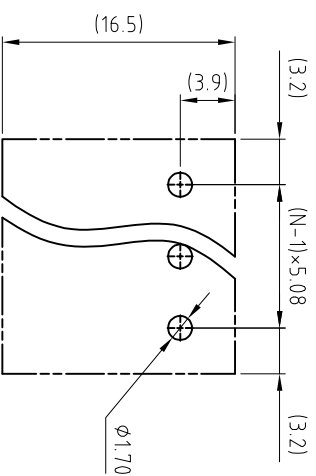
4

5

6

7

## P.C.B LAYOUT

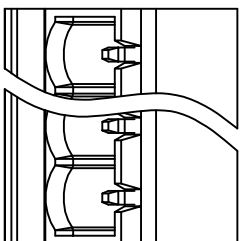


A

A

B

B



C

C




## Material

- Contact pin: Brass
- Surface of solder tail: Tin plated
- Insulator (housing): Thermoplastic (UL94V-0) Green

D

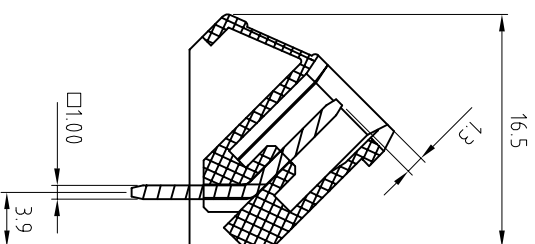
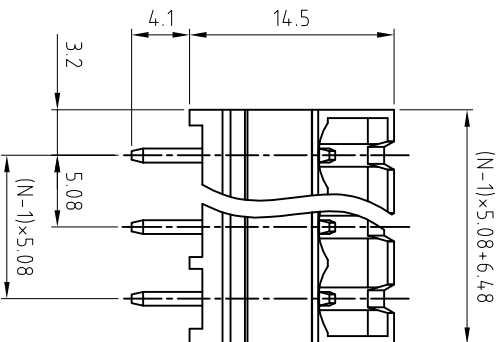
D

## Electrical cULus /VDE / TUV

- Voltage rating: 300V/300V/300V
- Current rating: 15A/17A/20A
- Wire range:
- Solid wire(AWG):
- Stranded wire(AWG):
- Wire strip length:
- Withstanding Voltage: 16KV/2.5KV/2.5KV
- Operating temperature: -30°C to +105°C
- Soldering temperature: 250°C±10°C/5 Sec
- Safety Approval:   

E

E



F

F

N=Number of contacts

G

G

RoHS compliant



File No.: E349947

Customer-No.

Scale 1:1

TOLERANCE

X. ±0.50

X.X ±0.30

X.XX ±0.10

DIM TOL

X. ° ±1°

Angle

TOL

Id.

① Drawn

② Add the UL File No.

Modification

Date

Name

Date

Name

Date

Name

Date

Name

Date

Name

Drawing-No.

ASSMANN WSW-No.  
A-TB508-VKxx

ASS 3929 CO rev02

Replace

Sheet

H

H

1

2

3

4

5

6

7