

1969730-9 ✓ ACTIVE

### Economy Power 2.5

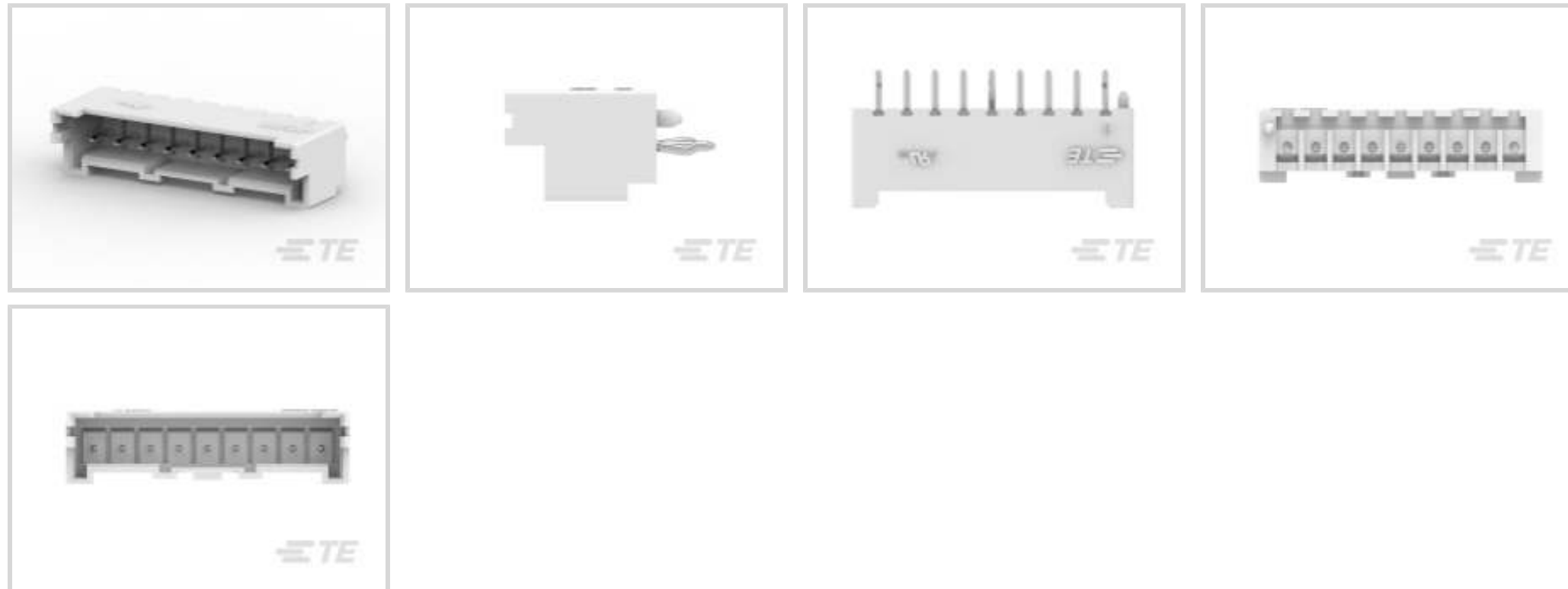
TE Internal #: 1969730-9

PCB Mount Header, Vertical, Wire-to-Board, 9 Position, 2.5 mm [.098 in] Centerline, Fully Shrouded, Tin, Through Hole - Solder, Economy Power 2.5

[View on TE.com >](#)



Connectors > PCB Connectors > PCB Headers & Receptacles



Connector System: **Wire-to-Board**

Number of Positions: **9**

Number of Rows: **1**

Centerline (Pitch): **2.5 mm [.098 in]**

PCB Mount Orientation: **Vertical**

## Features

### Product Type Features

Connector System	Wire-to-Board
Header Type	Fully Shrouded
Sealable	No
Connector & Contact Terminates To	Printed Circuit Board
PCB Connector Assembly Type	PCB Mount Header

### Configuration Features

Number of Positions	9
Number of Rows	1
PCB Mount Orientation	Vertical

### Body Features

Primary Product Color	Natural
-----------------------	---------

### Contact Features

Mating Pin Diameter	.6 mm [.024 in]
Contact Mating Area Plating Material Thickness	2 – 5 $\mu$ m [80 – 200 $\mu$ in]



Contact Mating Area Plating Material Finish	Bright
Contact Underplating Material	Nickel
Contact Mating Area Plating Material	Tin
Contact Type	Pin
Contact Current Rating (Max)	4.2 A

#### Termination Features

Round Termination Post & Tail Diameter	.6 mm[.024 in]
Termination Method to Printed Circuit Board	Through Hole - Solder

#### Mechanical Attachment

PCB Mount Alignment Type	Locating Posts
Mating Alignment Type	Polarization
Mating Retention	With
PCB Mount Retention Type	Boardlock
Connector Mounting Type	Board Mount
Mating Alignment	With
PCB Mount Alignment	With
PCB Mount Retention	With

#### Housing Features

Housing Material	PBT GF
Centerline (Pitch)	2.5 mm[.098 in]

#### Dimensions

Connector Length	22 mm[.86 in]
PCB Thickness (Recommended)	1.6 mm[.063 in]

#### Usage Conditions

Operating Temperature Range	-55 – 105 °C[-67 – 221 °F]
-----------------------------	----------------------------

#### Operation/Application

Circuit Application	Power & Signal
---------------------	----------------

#### Industry Standards

UL Flammability Rating	UL 94V-0
------------------------	----------

#### Packaging Features

Packaging Type	Bag, Box
----------------	----------

## Product Compliance





[For compliance documentation, visit the product page on TE.com>](#)

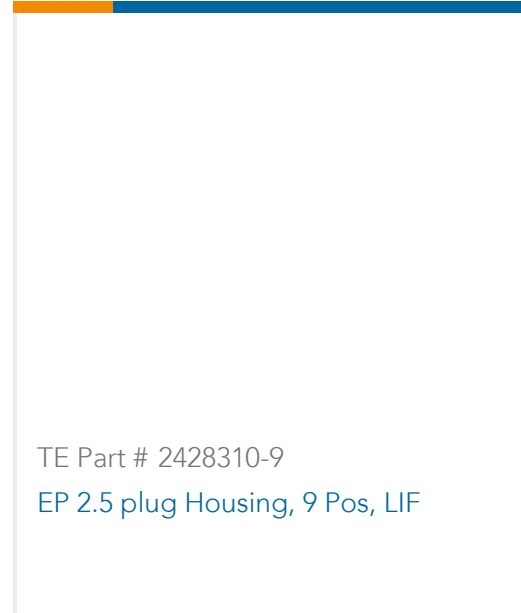
EU RoHS Directive 2011/65/EU	Compliant
EU ELV Directive 2000/53/EC	Compliant
China RoHS 2 Directive MIIT Order No 32, 2016	No Restricted Materials Above Threshold
EU REACH Regulation (EC) No. 1907/2006	Current ECHA Candidate List: JUNE 2023 (235) Candidate List Declared Against: JUNE 2023 (235) Does not contain REACH SVHC
Halogen Content	Not Low Halogen - contains Br or Cl > 900 ppm.
Solder Process Capability	Not reviewed for solder process capability

### Product Compliance Disclaimer

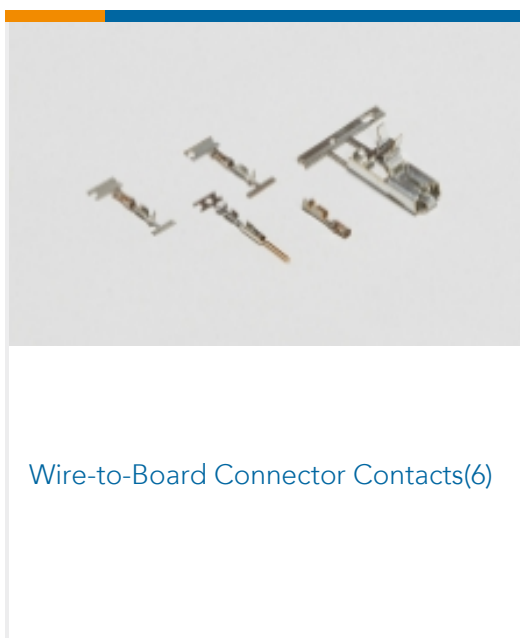
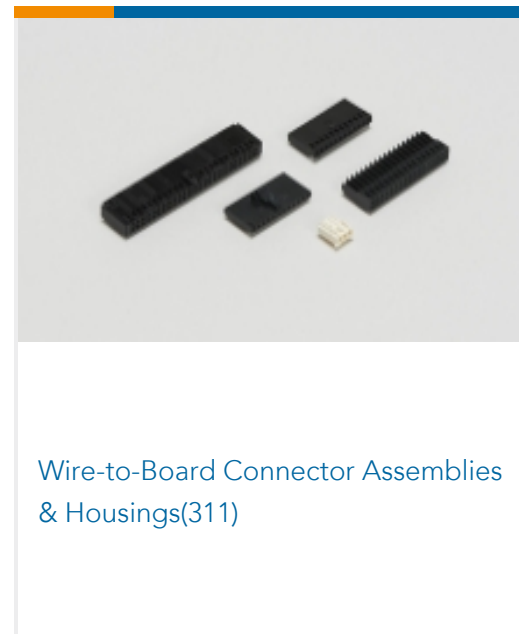


This information is provided based on reasonable inquiry of our suppliers and represents our current actual knowledge based on the information they provided. This information is subject to change. The part numbers that TE has identified as EU RoHS compliant have a maximum concentration of 0.1% by weight in homogenous materials for lead, hexavalent chromium, mercury, PBB, PBDE, DBP, BBP, DEHP, DIBP, and 0.01% for cadmium, or qualify for an exemption to these limits as defined in the Annexes of Directive 2011/65/EU (RoHS2). Finished electrical and electronic equipment products will be CE marked as required by Directive 2011/65/EU. Components may not be CE marked. Additionally, the part numbers that TE has identified as EU ELV compliant have a maximum concentration of 0.1% by weight in homogenous materials for lead, hexavalent chromium, and mercury, and 0.01% for cadmium, or qualify for an exemption to these limits as defined in the Annexes of Directive 2000/53/EC (ELV). Regarding the REACH Regulation, the information TE provides on SVHC in articles for this part number is based on the latest European Chemicals Agency (ECHA) 'Guidance on requirements for substances in articles' posted at this URL: <https://echa.europa.eu/guidance-documents/guidance-on-reach>

## Compatible Parts

 <p>TE Part # 1969442-9 EP 2.5 TPA Housing, 9 Pos</p>	 <p>TE Part # 1969730-6 EP2.5 SHROUDED HDR ASSY 6P VERTICAL</p>	 <p>TE Part # 1969730-2 EP2.5 SHROUDED HDR ASSY 2P VERTICAL</p>	 <p>TE Part # 1969730-3 EP2.5 SHROUDED HDR ASSY 3P VERTICAL</p>
--	---	--	--



## Also in the Series | Economy Power 2.5




## Customers Also Bought







TE Part #647676-3  
3.96 EP HDR ASSY 3P R/A



TE Part #1-1376385-2  
5mm B-T-W Conn. 6P HDR ASSEMBL



TE Part #1376385-1  
5mm B-T-W Conn. 6P HDR ASSEMBL



TE Part #1376384-1  
5mm B-T-W Conn. 4P HDR ASSEMBL



TE Part #1969730-6  
EP2.5 SHROUDED HDR ASSY 6P  
VERTICAL

## Documents

### Product Drawings

[EP2.5 SHROUDED HDR ASSY 9P VERTICAL](#)

English

### CAD Files

[3D PDF](#)

3D

Customer View Model

[ENG\\_CVM\\_CVM\\_1969730-9\\_A.2d\\_dxf.zip](#)

English

Customer View Model

[ENG\\_CVM\\_CVM\\_1969730-9\\_A.3d\\_igs.zip](#)

English

Customer View Model

[ENG\\_CVM\\_CVM\\_1969730-9\\_A.3d\\_stp.zip](#)

English

By downloading the CAD file I accept and agree to the [Terms and Conditions](#) of use.

### Product Specifications

[Application Specification](#)

English

### Product Environmental Compliance

[MD\\_1969730-9\\_06212017647\\_dmtec](#)

English

[MD\\_1969730-9\\_06212017647\\_dmtec](#)

English

1969730-9

PCB Mount Header, Vertical, Wire-to-Board, 9 Position, 2.5 mm [.098 in] Centerline,  
Fully Shrouded, Tin, Through Hole - Solder, Economy Power 2.5



[Agency Approvals](#)

[UL Report](#)

English