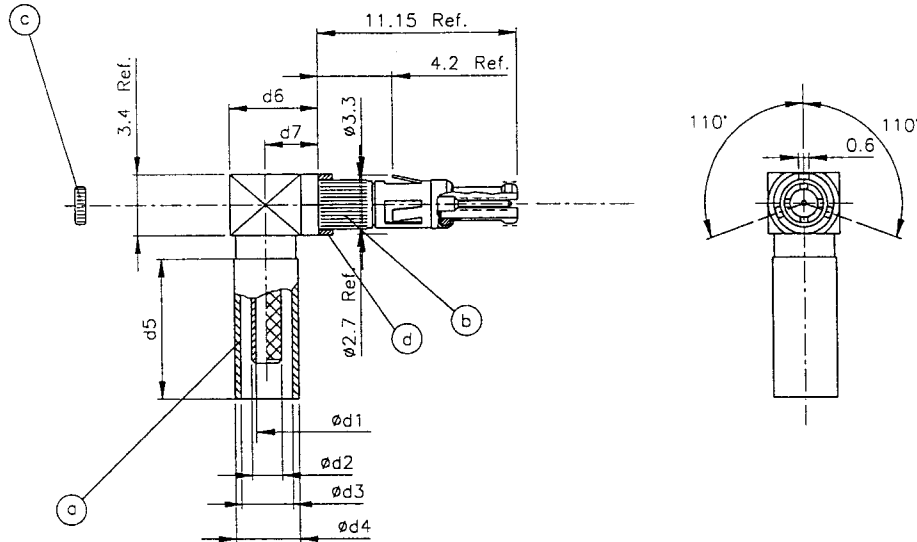
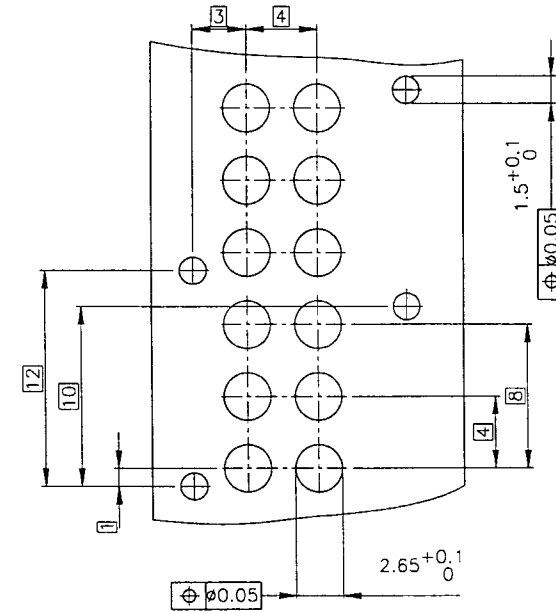


PRODUCT NR:	CABLES	∅d1	∅d2	∅d3	∅d4	d5	d6	d7
88977-001	RG 178B/U, RG196A/U	1.10	1.70	2.20	3.20	7.8	5.00	3.00
88977-002	RG188A/U, RG174A/U, RG316/U	1.70	2.50	2.90	3.60	9.0	5.00	3.00
88977-003	RG 179 75ohm (see note 2)							
88977-004	RG 178B/U, RG196A/U	1.10	1.70	2.20	3.20	7.8	9.00	7.00
88977-005	RG188A/U, RG174A/U, RG316/U	1.70	2.50	2.90	3.60	9.0	9.00	7.00
88977-006	RG 179 75ohm (see note 2)							

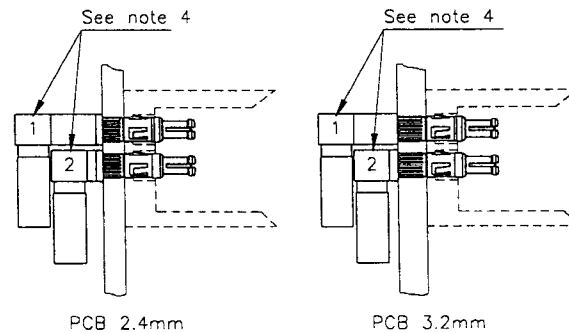


RECOMMENDED HOLE PATTERN



NOTES:

- All dimension shown are references.
- When used with 75ohm cables the performance of the contact will be lower.
- Assemble product in accordance with TA-597.
- Contact numbers 1 is product dash numbers -004 to -006 and contact number 2 is product dash numbers -001 to -003.
- This product will be packed in a plastic bag containing four parts, as follows:
 - Crimp ferrule.
 - Outer contact.
 - Plug.
 - Spacer. (This is used if you have a PCB of 2.4mm Thk.)
- The PCB thickness range is 2.25-3.25mm for this product.



1.27µm Au Min.
Plating on contact area

mat'l code		tolerances unless otherwise specified		CUSTOMER COPY		BERG ELECTRONICS	
lit	ecn no	dr	date	linear	projection	hite	R.A. CTW HEADER
A	H30893	DAN	931022				50Ω MINI COAX
B	H40086	DAN	940203				
C	H60472	RV	960723	angles			
D	H70499	DOB	970805	dr	D.Andrews	931022	product family METRAL (tm)
				engr	D.Andrews	931022	code 213
				chr	R.Visschers	931022	size
				addl	H.Cooijmans	960723	dwg no
							scale 5:1
							A2
							88977
sheet	revision	D					
index	sheet						1 of 1