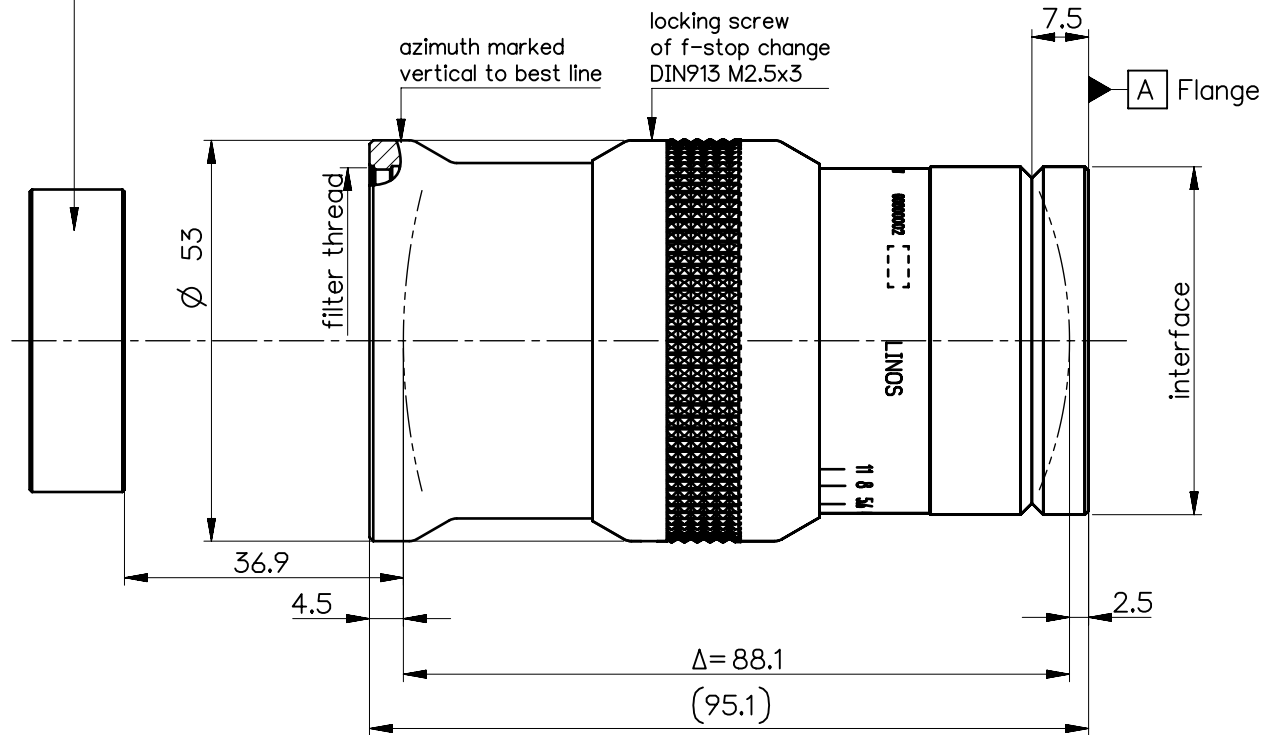


order number	lens name
0703-107-000-20	inspec.x L 4/105 -3.5x prism
0703-107-824-00	inspec.x L prism module

optical design includes  
prism:  
optical path length 12.5mm BK7

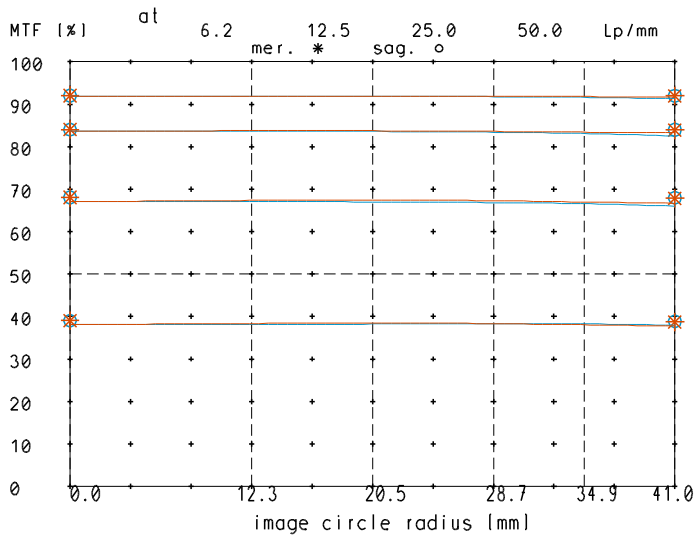


<b>Specification</b>		ON	7604-9373						
image circle max. (mm)	82	working distance (mm)	34 ... 28						
focal length f' (mm)	105.3	interface	V-groove Ø46 h7						
magnification β' [range]	-3.5 [-3.3 ... -4.0]	filter thread	M46 x0.75						
spectral range λ (nm)	400 - 750	weight (g)	440						
schematic diagram *) in air		design includes CCD cover glass: yes 0.4mm Suprasil							
		SF (mm)	-54.5	f-stop	4	Ø EnP	27.2	Ø Exp	26.2
		S'F' (mm) *)	41.5						
		HH' (mm) *)	-26.5						
		SH (mm)	50.8						
		S'H' (mm) *)	-63.8						
		SEnP (mm)	55.4						
		S'Exp (mm) *)	-59.4						

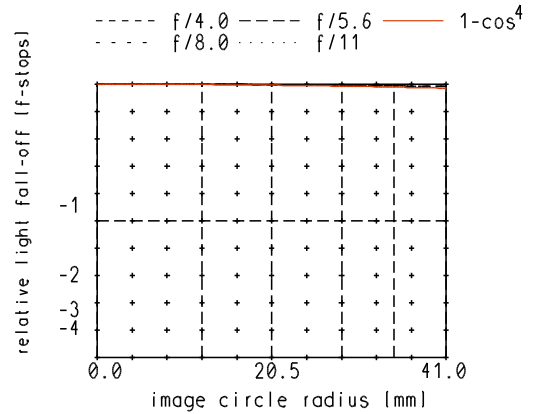
<b>NX</b> PROTECTIVE NOTE "DIN ISO 16016" TO BE OBSERVED	EU-D	AL-T1A	US-D	US-ML	not export controlled	
	REV	ECC	DATE	APPROVED	PDM Status	Freigabe
	a	Neuausg			SCALE	1:1
	b	11-027	01.09.11	Schiffe	MATERIAL	
	c	11-358	21.02.12	Kuehne	TITLE <b>inspec.x L 4/105 -3.5x prism</b> prepared for prism use	
	d	14-0184	21.08.14	Schiffe		
	e	15-0640	31.07.15	Bo ll		
f	16-0357	03.07.16	Labarte			
				FIRST	DATE	NAME
				ISSUE	22.04.10	Labarte
				CHKD	22.04.10	Schaeffler
<b>DIN A 4</b>	ALL DIMENSIONS ARE IN MM AND INCLUDE SURFACE TREATMENT					
				DRAWING NO.	0703-107-100-00-0001f	SHEET 1 OF 1
				REPLACES		

# inspec.x\_L\_4/105\_-3.5x\_prism

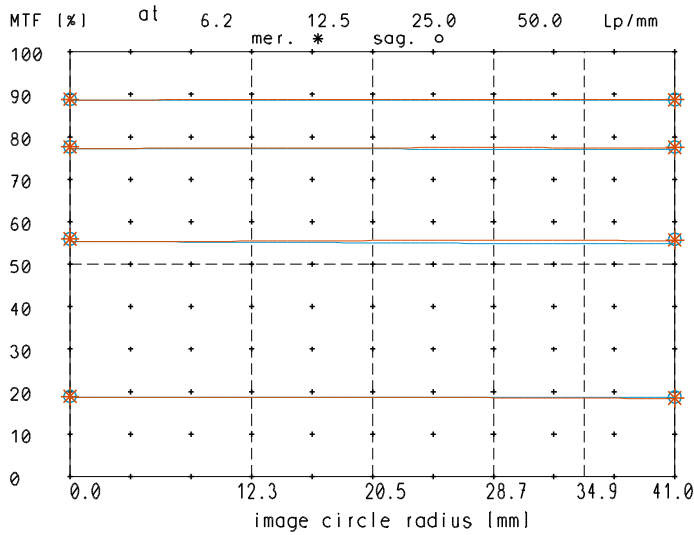
MTF at ratio -3.5 f/ 4.0



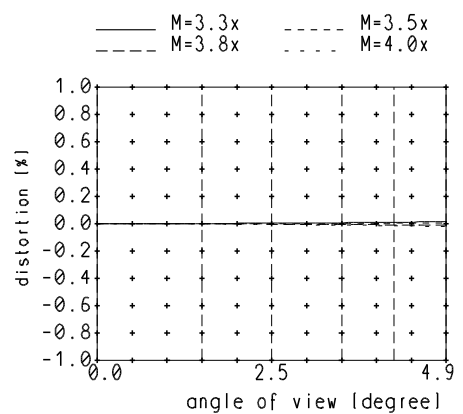
relative light fall-off at ratio -3.5



MTF at ratio -3.5 f/ 5.6

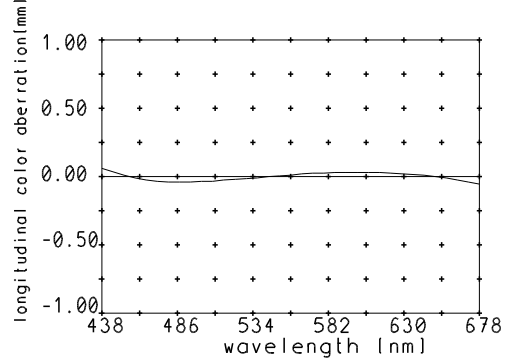


Distortion at ratio 3.3x to 4.0x



— sagittal. o Diffraction limited value  
 — meridional \* Diffraction limited value

Longitudinal color aberration at ratio -3.5



Named frequencies (line pairs/mm) in modular transfer function (MTF) as well as diagrams of relative light fall-off, distortion and longitudinal color aberration refer to film plane.