



## 2400-2500 & 5150-5875 MHz DUAL BAND WLAN / BLUETOOTH ANTENNA

**Part Numbers: 2344656-1, 2344656-2  
2344656-3, 2344656-4  
2344656-5, 2344656-6  
2344656-7, 2344656-8**

### FEATURES & BENEFITS

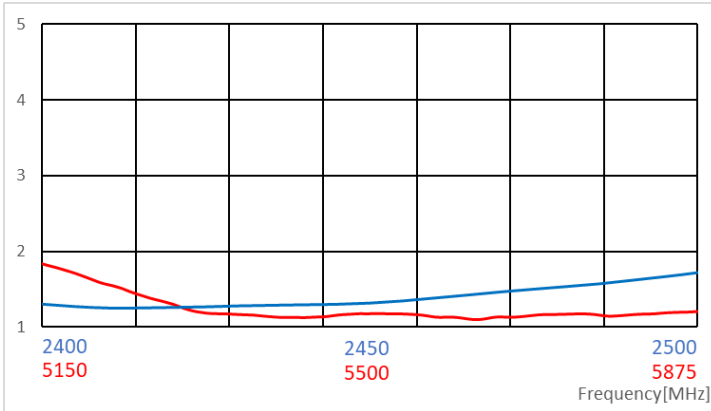
- Adhesive backing on FPC simplifies mounting within the device
- Omnidirectional coverage
- Efficient design reduces power usage
- No matching components required
- Ground-plane independent design
- Wide selection of micro-coaxial cable lengths from 50 to 200mm

### SPECIFICATIONS (Shown as 2344656-1 : Others can vary with different cable lengths.)

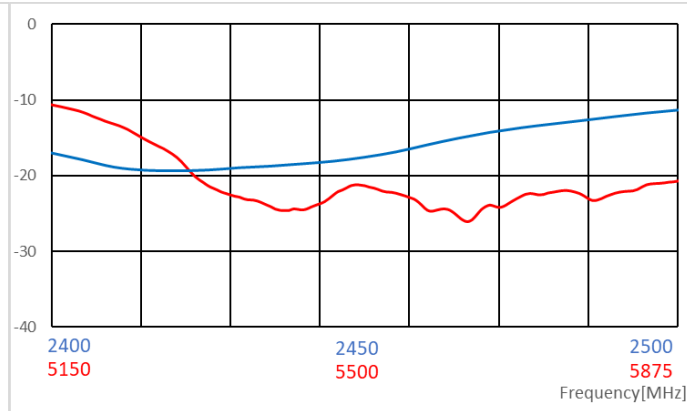
<b>Frequency Range (MHz)</b>	2400-2500	5150-5875
<b>VSWR</b>	< 2.0:1	< 2.0:1
<b>Average Efficiency</b>	80%	80%
<b>Peak Gain</b>	2.5dBi	7.0dBi
<b>Average Gain</b>	-1.8dB	0.1dB
<b>Power Handling</b>	10 Watt cw	
<b>Feed Point Impedance</b>	50 ohms unbalanced	
<b>Polarization</b>	Linear	
<b>Size</b>	30 mm x 9.5 mm x 0.2 mm	
<b>Weight</b>	< 0.7 g	
<b>Mounting</b>	Adhesive Tape	
<b>Mating Connector</b>	MHF and MHF4-type, Refer to page 5	
<b>Cable (Coaxial)</b>	0.81mm and 1.13mm Dia., Refer to page 5	
<b>Operating Temperature</b>	-40 to +85°C	
<b>Storage Temperature</b>	-40 to +85°C	
<b>Hazardous Materials</b>	A certificate of conformance is available from the product page on TE website.	

RF DATA (Shown as 2344656-1 : Others can vary with different cable lengths.)

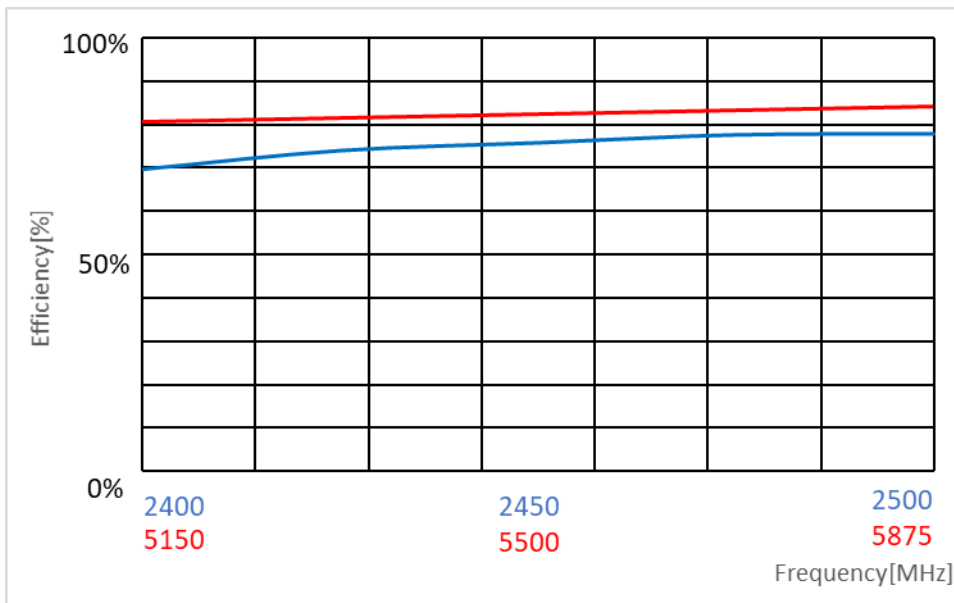
VSWR



Return Loss



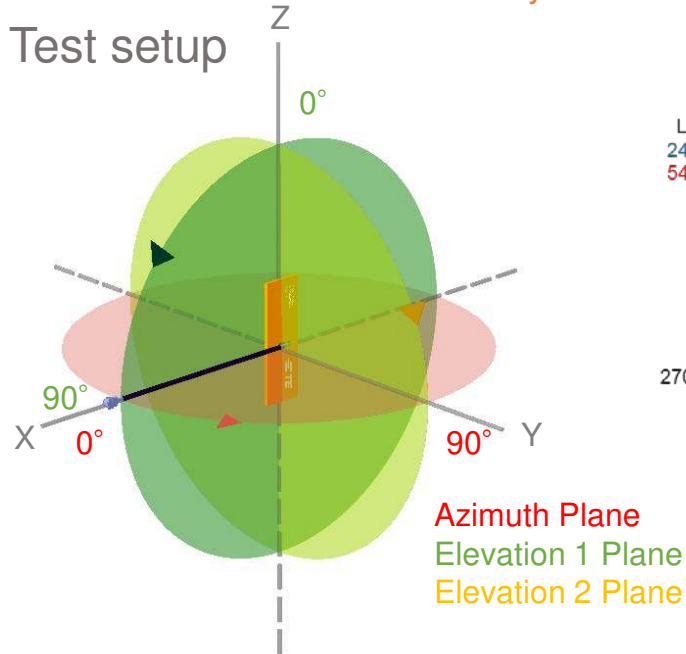
Efficiency



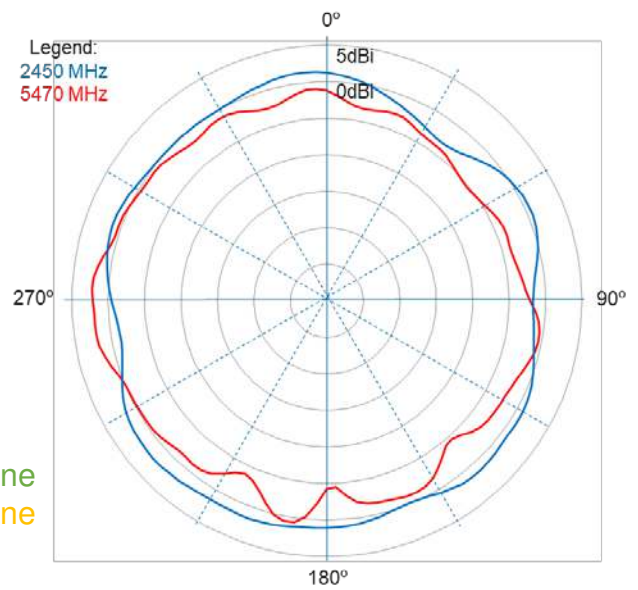
Data measured in free space and on plastic board.

## RADIATION PATTERN

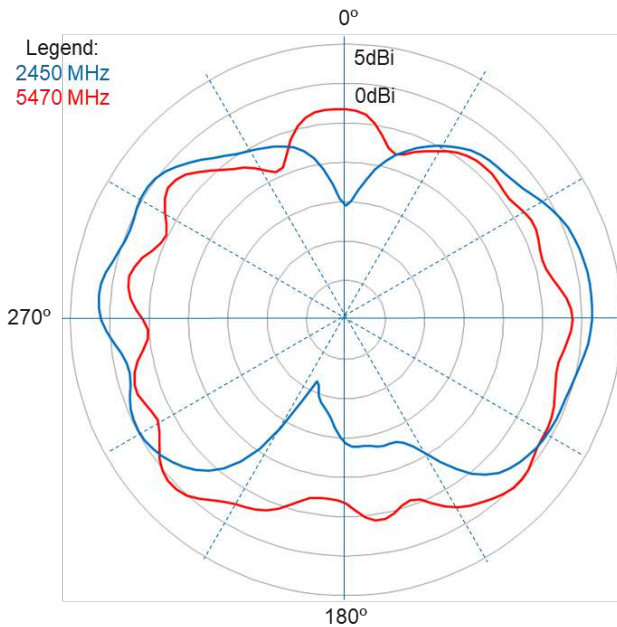
(Shown as 2344656-1 : Others can vary with different cable lengths.)



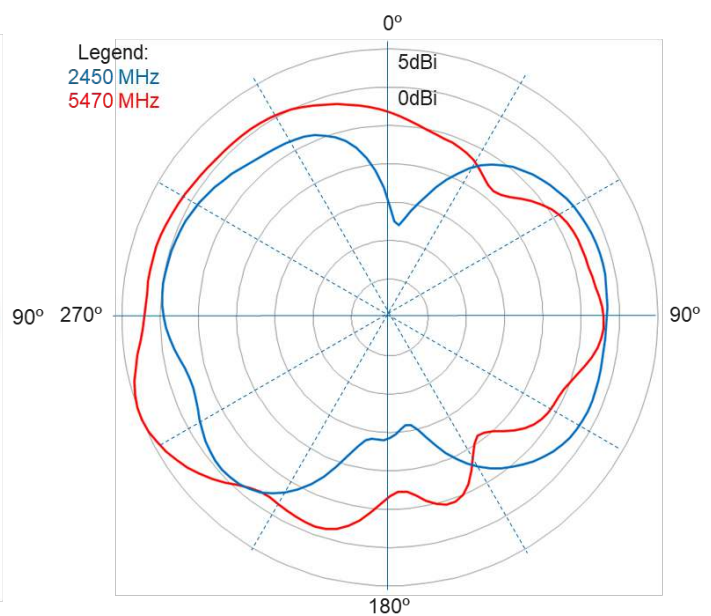
### Azimuth



### Elevation 1

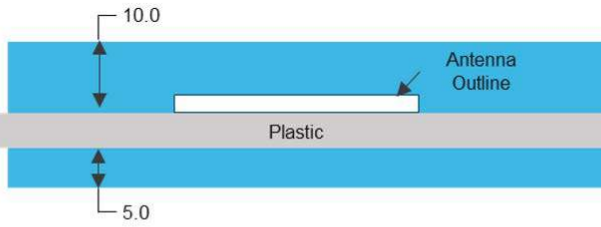


### Elevation 2



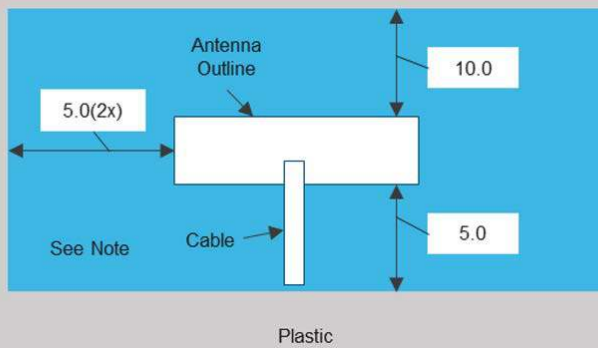
Data measured in free space and on plastic board.

## KEEP OUT AREA



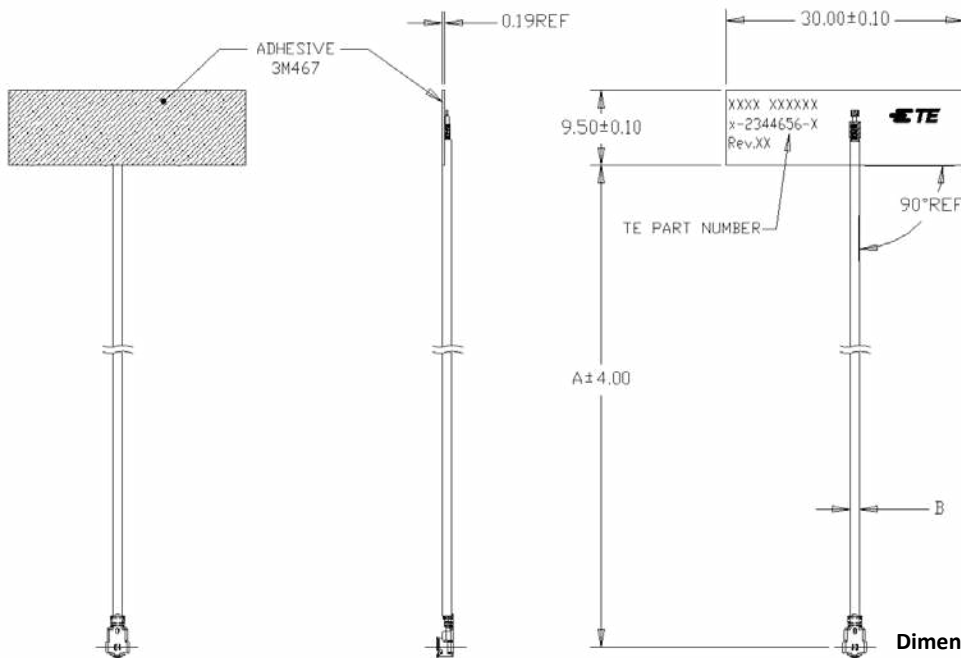
### NOTES

1. Antenna designed to be mounted on plastic cover.
2. Area in blue indicates Keep Out Area
3. Contact TE if keep out zone cannot be guaranteed.





Dimension: mm  
Diagrams is not into scale

## DIMENSIONS

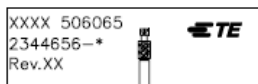


Dimension: mm  
Diagrams is not into scale

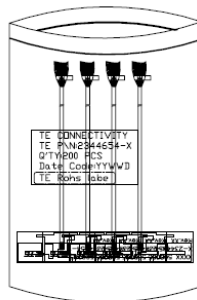
## MATING COMPONENTS TO PART NUMBERS AND DIMENSIONS

2344656-1	50	1.97	1.13	MHF-TYPE PLUG	RECEPTACLE (TE PN: 2337019-1)	
2344656-2	100	3.94	1.13	MHF-TYPE PLUG	RECEPTACLE (TE PN: 2337019-1)	
2344656-3	150	5.91	1.13	MHF-TYPE PLUG	RECEPTACLE (TE PN: 2337019-1)	
2344656-4	200	7.87	1.13	MHF-TYPE PLUG	RECEPTACLE (TE PN: 2337019-1)	
2344656-5	50	1.97	0.81	MHF4-TYPE PLUG	RECEPTACLE (TE PN: 2334884-1)	
2344656-6	100	3.94	0.81	MHF4-TYPE PLUG	RECEPTACLE (TE PN: 2334884-1)	
2344656-7	150	5.91	0.81	MHF4-TYPE PLUG	RECEPTACLE (TE PN: 2334884-1)	
2344656-8	200	7.87	0.81	MHF4-TYPE PLUG	RECEPTACLE (TE PN: 2334884-1)	
PART NUMBER	MM	INCH	CABLE O.D(B), MM	CONNECTOR TYPE (ON CABLE)	PART NUMBER	IMAGE
	CABLE LENGTH ("A")				MATING COMPONENTS	

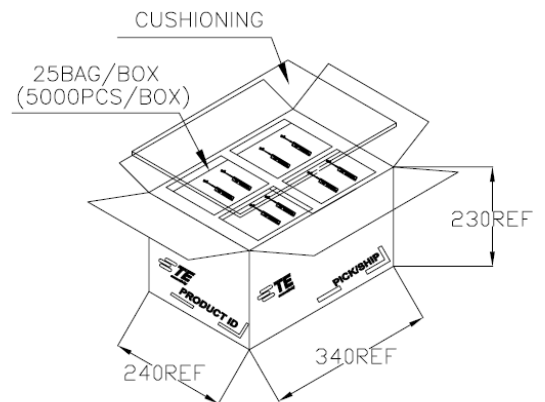
## PACKAGING



50PCS/BUNCH



200PCS/BAG  
DESICCANT:1PCS/BAG



## TE TECHNICAL SUPPORT CENTER

USA: +1 (800) 522-6752  
 Canada: +1 (905) 475-6222  
 Mexico: +52 (0) 55-1106-0800  
 Latin/S. America: +54 (0) 11-4733-2200  
 Germany: +49 (0) 6251-133-1999  
 UK: +44 (0) 800-267666  
 France: +33 (0) 1-3420-8686  
 Netherlands: +31 (0) 73-6246-999  
 China: +86 (0) 400-820-6015

For phone numbers in other countries, go to [te.com/support-center](http://te.com/support-center)

## te.com

TE Connectivity, TE Connectivity (logo) and Every Connection Counts are trademarks. All other logos, products and/or company names referred to herein might be trademarks of their respective owners.

The information given herein, including drawings, illustrations and schematics which are intended for illustration purposes only, is believed to be reliable. However, TE Connectivity makes no warranties as to its accuracy or completeness and disclaims any liability in connection with its use. TE Connectivity's obligations shall only be as set forth in TE Connectivity's Standard Terms and Conditions of Sale for this product and in no case will TE Connectivity be liable for any incidental, indirect or consequential damages arising out of the sale, resale, use or misuse of the product. Users of TE Connectivity products should make their own evaluation to determine the suitability of each such product for the specific application.

© 2020 TE Connectivity Ltd. family of companies All Rights Reserved.

10/2022