

Capacity (25°C)	20HR (1.10A, 10.5V) = 22.0AH 10HR (2.12A, 10.5V) = 21.20AH 5HR (3.96A, 10.5V) = 19.80AH 1HR (13.26A, 10.5V) = 13.26AH
Operating Temperature Range	Charge = 0°C to 45°C Discharge = -15°C to 50°C Storage = -15°C to 40°C
Approx. Weight	6.30Kg
Internal Resistance	Fully charged at 25°C : ≤ 13mΩ
Self Discharge	2% per month at (25°C)
Capacity Affected by Temp. (20HR)	40°C = 102% 25°C = 100% 0°C = 85% -15°C = 65%
Charge Voltage (25°C)	Cycle Use = 14.4 - 14.7V (-30mV/°C) Max Current = 6.6A Float Use = 13.5-13.8V (-20mV/°C)
Dimensions (Nominal)	Length: 181mm (7.12 in.) Width: 77mm (3.03 in.) Height: 160mm (6.30 in.) Total Height: 167mm (6.57 in.)

- Completely sealed, maintenance-free, low self-discharge
- State of the art AGM and grid alloy formula technology
- Non-spillable, stable quality and high reliability with excellent re-charging performance
- Floating and standby use up to: 5 years
- Cycle use: Up to 260 cycles at 100% DoD
- Cycle use : Up to 500 Cycles at 50% DoD
- Container and Cover Material – ABS UL94-HB (optional UL94-V0)
- Transportation - D.O.T., I.A.T.A. & F.A.A.

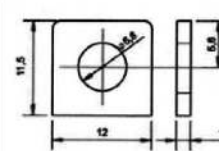


■ APPLICATIONS

Multipurpose	Alarm & Security System	DC Power Supply
Telecommunications	Comm. Power Supply	Auto Control System
UPS	Elec. Power System (EPS)	Traffic Control Signaling
Medical Equipment	Emergency Backup Power	Emergency Lighting

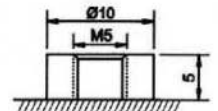
Terminal Type

■ Terminal NB

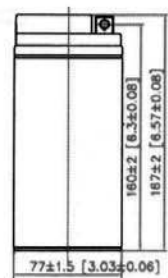
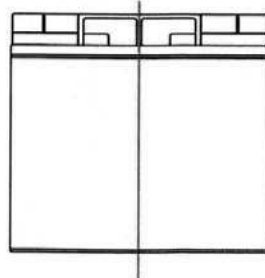
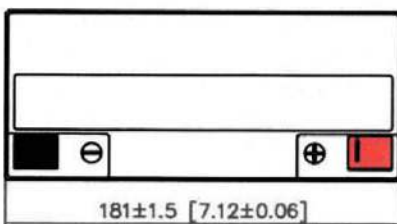


M5 Bolt & Nut

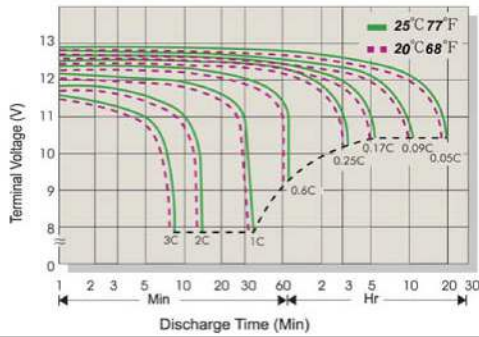
■ Terminal M



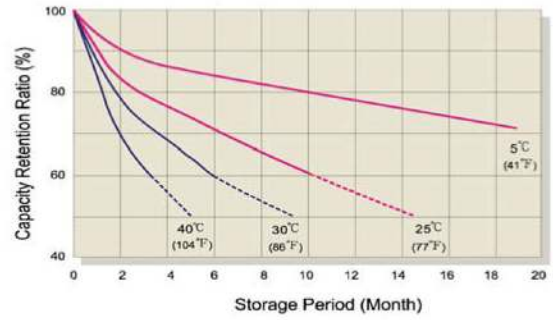
M5 Bolt



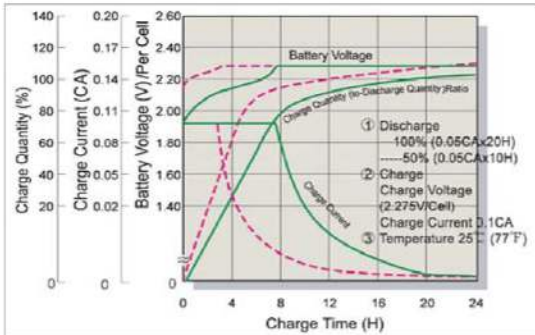
Terminal Voltage (V) & Discharge Time



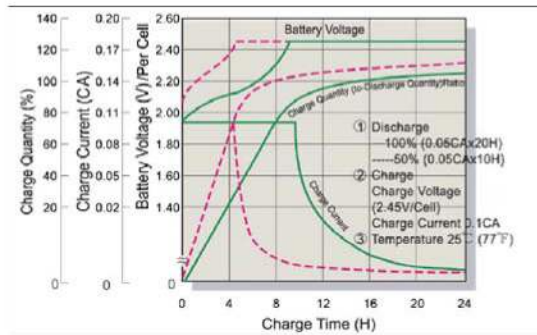
Capacity Retention Characteristic



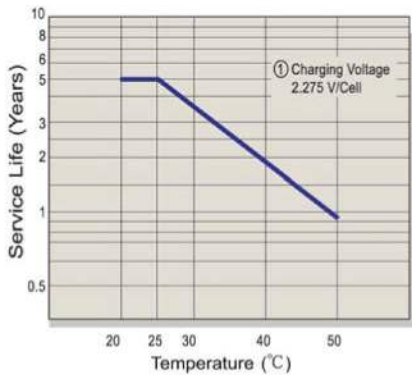
Battery Voltage & Charge Time For Standby Use



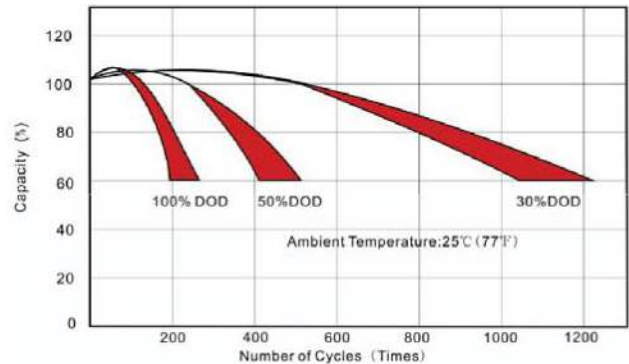
Battery Voltage & Charge Time for Cycle Use



Float Service Life



Cycle Service Life



Constant Current Discharge (A) at 25°C (77°F)

F.V/Time	5min	10min	15min	30min	1h	2h	3h	4h	5h	8h	10h	20h
1.85V/Cell	72.33	42.70	33.56	21.88	12.77	7.38	5.67	4.65	3.81	3.11	2.04	1.06
1.80V/Cell	73.71	43.51	34.20	22.29	13.01	7.52	5.78	4.74	3.89	3.17	2.08	1.08
1.75V/Cell	75.10	44.33	34.84	22.71	13.26	7.66	5.88	4.83	3.96	3.23	2.12	1.10
1.70V/Cell	81.85	46.99	36.93	23.62	13.49	7.80	5.99	4.92	4.03	3.28	2.15	1.12
1.67V/Cell	90.11	50.98	40.07	24.94	13.63	7.88	6.05	4.97	4.07	3.32	2.18	1.13
1.60V/Cell	97.62	53.64	42.16	26.00	13.78	7.97	6.12	5.02	4.12	3.36	2.20	1.14

Constant Power Discharge (W) at 25°C (77°F)

F.V/Time	5min	10min	15min	30min	1h	2h	3h	4h	5h	8h	10h	20h
1.85V/Cell	143.74	84.85	66.69	43.47	25.37	14.67	11.26	9.25	7.58	6.18	4.05	2.11
1.80V/Cell	146.44	86.44	67.94	44.29	25.85	14.94	11.47	9.42	7.72	6.29	4.13	2.15
1.75V/Cell	159.62	91.63	72.02	46.05	26.30	15.20	11.68	9.59	7.86	6.40	4.20	2.18
1.70V/Cell	175.72	99.41	78.13	48.63	26.58	15.37	11.80	9.69	7.94	6.47	4.25	2.21
1.67V/Cell	190.37	104.60	82.21	50.71	26.87	15.53	11.93	9.79	8.03	6.54	4.29	2.23
1.60V/Cell	141.05	83.26	65.44	42.66	24.90	14.39	11.05	9.08	7.44	6.06	3.98	2.07