THIS DRAWING IS UNPUBLISHED. RELEASED FOR PUBLICATION -.- .
© COPYRIGHT - By - ALL RIGHTS RESERVED.

LOC	DIST
AD	00

REVISIONS

P	LTR	DESCRIPTION	DATE	DWN	APVD
	P	REVISED PER ECO-11-004820	11MAR11	RK	HMR

1. ASSEMBLY MAY BE BROKEN TO THE DESIRED NUMBER OF POSITIONS
2. TRUE POSITION TOLERANCE OF THE POST TIPS APPLIES WHEN THE HEADER IS HELD FLAT AGAINST THE PRINTED CIRCUIT BOARD
3. THE NOTED DIMENSIONS APPLY AT THE INTERSECTION OF THE POST AND HOUSING
4. HOUSING: FLAME RETARDANT THERMOPLASTIC; COLOR: BLACK.
5. FINISH: 0.000381 [.000015] GOLD ON CONTACT AREA, 0.00254–0.00508 [.000100–.000200] MATTE TIN–LEAD ON SOLDER TAIL, ALL OVER 0.00127 [.000050] NICKEL.
6. FINISH: 0.000381 [.000015] GOLD ON CONTACT AREA, 0.00254–0.00508 [.000100–.000200] MATTE TIN ON SOLDER TAIL, ALL OVER 0.00127 [.000050] NICKEL.
7. HIGH TEMPERATURE CONFIGURATION.

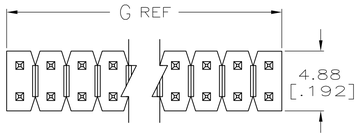

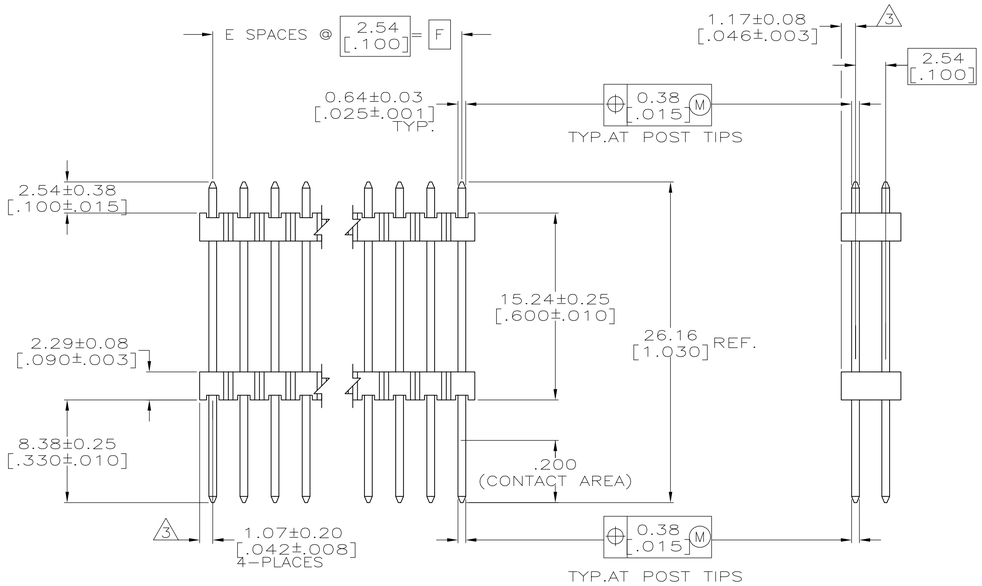

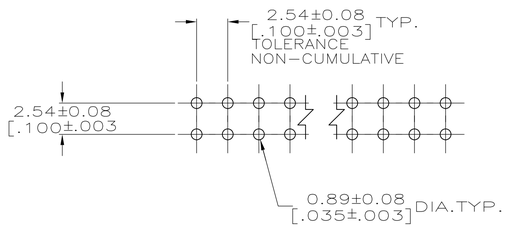

RECOMMENDED HOLE LAYOUT

REMARKS	PLATING	G	F	E	NO. OF POSITIONS	PART NUMBER
7	6	101.19 [3.984]	99.06 [3.900]	39	80	9–146497–0
7	6	98.65 [3.884]	96.52 [3.800]	38	78	8–146497–9
7	6	96.11 [3.784]	93.98 [3.700]	37	76	8–146497–8
7	6	93.57 [3.684]	91.44 [3.600]	36	74	8–146497–7
7	6	91.03 [3.584]	88.90 [3.500]	35	72	8–146497–6
7	6	88.49 [3.484]	86.36 [3.400]	34	70	8–146497–5
7	6	85.95 [3.384]	83.82 [3.300]	33	68	8–146497–4
7	6	83.41 [3.284]	81.28 [3.200]	32	66	8–146497–3
7	6	80.87 [3.184]	78.74 [3.100]	31	64	8–146497–2
7	6	78.33 [3.084]	76.20 [3.000]	30	62	8–146497–1
7	6	75.79 [2.984]	73.66 [2.900]	29	60	8–146497–0
7	6	73.25 [2.884]	71.12 [2.800]	28	58	7–146497–9
7	6	70.71 [2.784]	68.58 [2.700]	27	56	7–146497–8
7	6	68.17 [2.684]	66.04 [2.600]	26	54	7–146497–7
7	6	65.63 [2.584]	63.50 [2.500]	25	52	7–146497–6
7	6	63.09 [2.484]	60.96 [2.400]	24	50	7–146497–5
7	6	60.55 [2.384]	58.42 [2.300]	23	48	7–146497–4
7	6	58.01 [2.284]	55.88 [2.200]	22	46	7–146497–3
7	6	55.47 [2.184]	53.34 [2.100]	21	44	7–146497–2
7	6	52.93 [2.084]	50.80 [2.000]	20	42	7–146497–1
7	6	50.39 [1.984]	48.26 [1.900]	19	40	7–146497–0
7	6	47.85 [1.884]	45.72 [1.800]	18	38	6–146497–9
7	6	45.31 [1.784]	43.18 [1.700]	17	36	6–146497–8
7	6	42.77 [1.684]	40.64 [1.600]	16	34	6–146497–7
7	6	40.23 [1.584]	38.10 [1.500]	15	32	6–146497–6
7	6	37.69 [1.484]	35.56 [1.400]	14	30	6–146497–5
7	6	35.15 [1.384]	33.02 [1.300]	13	28	6–146497–4
7	6	32.61 [1.284]	30.48 [1.200]	12	26	6–146497–3
7	6	30.07 [1.184]	27.94 [1.100]	11	24	6–146497–2
7	6	27.53 [1.084]	25.40 [1.000]	10	22	6–146497–1
7	6	24.99 [.984]	22.86 [.900]	9	20	6–146497–0
7	6	22.45 [.884]	20.32 [.800]	8	18	5–146497–9
7	6	19.91 [.784]	17.78 [.700]	7	16	5–146497–8
7	6	17.37 [.684]	15.24 [.600]	6	14	5–146497–7
7	6	14.83 [.584]	12.70 [.500]	5	12	5–146497–6
7	6	12.29 [.484]	10.16 [.400]	4	10	5–146497–5
7	6	9.75 [.384]	7.62 [.300]	3	8	5–146497–4
7	6	7.21 [.284]	5.08 [.200]	2	6	5–146497–3
7	6	4.67 [.184]	2.54 [.100]	1	4	5–146497–2
7	6	2.13 [.084]	– –	–	2	5–146497–1

PLATING	G	F	E	NO. OF POSITIONS	PART NUMBER
5	101.19 [3.984]	99.06 [3.900]	39	80	4–146497–0
5	98.65 [3.884]	96.52 [3.800]	38	78	3–146497–9
5	96.11 [3.784]	93.98 [3.700]	37	76	3–146497–8
5	93.57 [3.684]	91.44 [3.600]	36	74	3–146497–7
5	91.03 [3.584]	88.90 [3.500]	35	72	3–146497–6
5	88.49 [3.484]	86.36 [3.400]	34	70	3–146497–5
5	85.95 [3.384]	83.82 [3.300]	33	68	3–146497–4
5	83.41 [3.284]	81.28 [3.200]	32	66	3–146497–3
5	80.87 [3.184]	78.74 [3.100]	31	64	3–146497–2
5	78.33 [3.084]	76.20 [3.000]	30	62	3–146497–1
5	75.79 [2.984]	73.66 [2.900]	29	60	3–146497–0
5	73.25 [2.884]	71.12 [2.800]	28	58	2–146497–9
5	70.71 [2.784]	68.58 [2.700]	27	56	2–146497–8
5	68.17 [2.684]	66.04 [2.600]	26	54	2–146497–7
5	65.63 [2.584]	63.50 [2.500]	25	52	2–146497–6
5	63.09 [2.484]	60.96 [2.400]	24	50	2–146497–5
5	60.55 [2.384]	58.42 [2.300]	23	48	2–146497–4
5	58.01 [2.284]	55.88 [2.200]	22	46	2–146497–3
5	55.47 [2.184]	53.34 [2.100]	21	44	2–146497–2
5	52.93 [2.084]	50.80 [2.000]	20	42	2–146497–1
5	50.39 [1.984]	48.26 [1.900]	19	40	2–146497–0
5	47.85 [1.884]	45.72 [1.800]	18	38	1–146497–9
5	45.31 [1.784]	43.18 [1.700]	17	36	1–146497–8
5	42.77 [1.684]	40.64 [1.600]	16	34	1–146497–7
5	40.23 [1.584]	38.10 [1.500]	15	32	1–146497–6
5	37.69 [1.484]	35.56 [1.400]	14	30	1–146497–5
5	35.15 [1.384]	33.02 [1.300]	13	28	1–146497–4
5	32.61 [1.284]	30.48 [1.200]	12	26	1–146497–3
5	30.07 [1.184]	27.94 [1.100]	11	24	1–146497–2
5	27.53 [1.084]	25.40 [1.000]	10	22	1–146497–1
5	24.99 [.984]	22.86 [.900]	9	20	1–146497–0
5	22.45 [.884]	20.32 [.800]	8	18	146497–9
5	19.91 [.784]	17.78 [.700]	7	16	146497–8
5	17.37 [.684]	15.24 [.600]	6	14	146497–7
5	14.83 [.584]	12.70 [.500]	5	12	146497–6
5	12.29 [.484]	10.16 [.400]	4	10	146497–5
5	9.75 [.384]	7.62 [.300]	3	8	146497–4
5	7.21 [.284]	5.08 [.200]	2	6	146497–3
5	4.67 [.184]	2.54 [.100]	1	4	146497–2
5	2.13 [.084]	– –	–	2	146497–1

THIS DRAWING IS A CONTROLLED DOCUMENT.

DIMENSIONS: mm [INCHES]

TOLERANCES UNLESS OTHERWISE SPECIFIED:
0 PLC ± –
1 PLC ± –
2 PLC ± 0.51[.02]
3 PLC ± 0.127[.005]
4 PLC ± 0.0127[.0005]
ANGLES ± –

MATERIAL 4

FINISH SEE TABLE

DWN R BROWN 21APR05
CHK J GESFORD 21APR05
APVD J GESFORD 21APR05
PRODUCT SPEC —
APPLICATION SPEC —
WEIGHT —

TE Connectivity

NAME HEADER ASSEMBLY, MOD II, STACKING, DOUBLE ROW, .025 SQ.POST, UNSHROUDED

SIZE A1 | CAGE CODE 00779 | DRAWING NO C-146497 | RESTRICTED TO —

CUSTOMER DRAWING | SCALE 4:1 | SHEET 1 OF 1 | REV P

4805 (3/11)