



Launch Pin to Tab Contact with 0.015" Diameter Full Radius Pin with 0.16" Pin Length and Dielectric

TECHNICAL DATA SHEET

PE1016-9

Configuration

Description	Launch Pin to Tab Contact
Pin Diameter, in [mm]	0.015 [0.38]
Pin Length, in [mm]	0.16 [4.06]
Contact Diameter, in [mm]	0.004 [0.1]
Tab Size, in	0.040
Contact Material and Plating	Beryllium Copper Gold
Contact Plating Specification	40 μ in minimum
Dielectric Material	PTFE

Compliance Certifications (see product page for current document)

Plotted and Other Data

- Notes:
- Values at +25 °C, sea level

Launch Pin to Tab Contact with 0.015" Diameter Full Radius Pin with 0.16" Pin Length and Dielectric from Pasternack Enterprises has same day shipment for domestic and International orders. Our RF, microwave and millimeter wave products maintain a 99.4% availability and are part of the broadest selection in the industry.

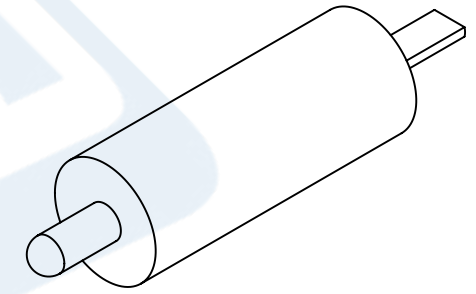
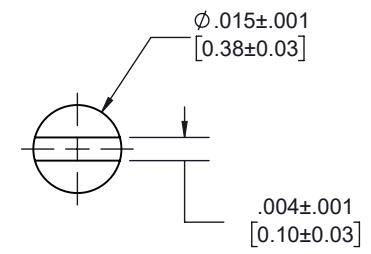
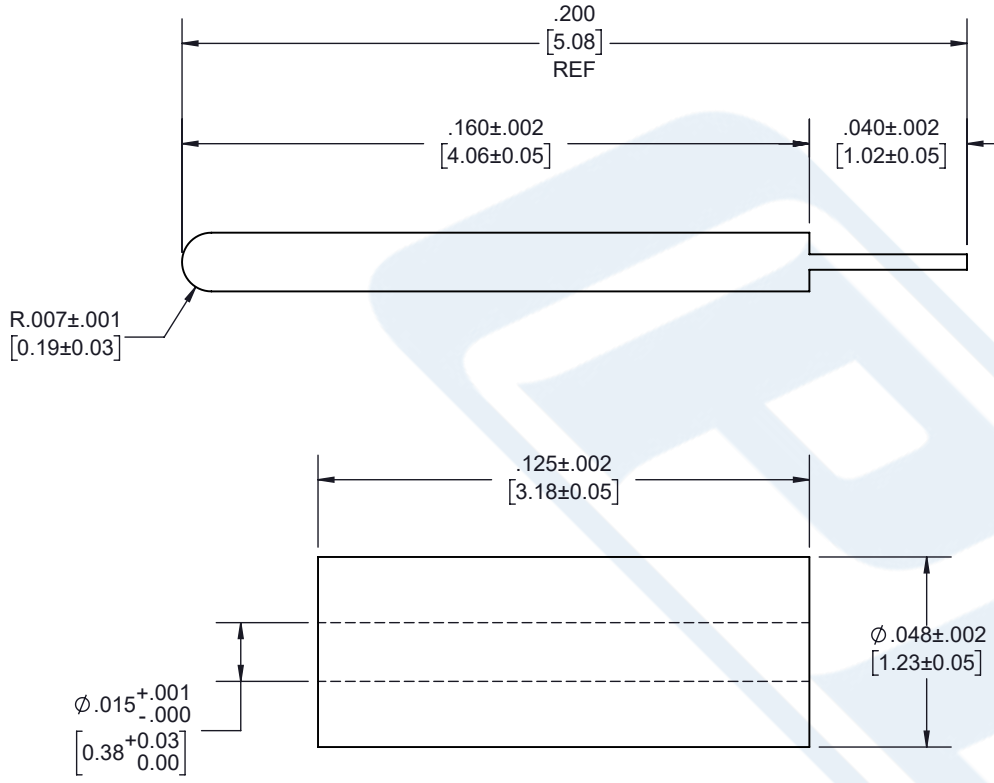
Click the following link (or enter part number in "SEARCH" on website) to obtain additional part information including price, inventory and certifications: [Launch Pin to Tab Contact with 0.015" Diameter Full Radius Pin with 0.16" Pin Length and Dielectric PE1016-9](#)

URL: <https://www.pasternack.com/hermetic-seal-solder-contact-0.015-pin-diameter-0-body-0.16-pin-pe1016-9-p.aspx>

The information contained in this document is accurate to the best of our knowledge and representative of the part described herein. It may be necessary to make modifications to the part and/or the documentation of the part, in order to implement improvements. Pasternack reserves the right to make such changes as required. Unless otherwise stated, all specifications are nominal. Pasternack does not make any representation or warranty regarding the suitability of the part described herein for any particular purpose, and Pasternack does not assume any liability arising out of the use of any part or documentation.

PE1016-9 CAD Drawing
 Launch Pin to Tab Contact with 0.015" Diameter Full Radius
 Pin with 0.16" Pin Length and Dielectric

REVISIONS			
REV.	DESCRIPTION	DATE	APPROVED
A	INITIAL RELEASE	2/23/2021	S.PONG



NOTES:

- FINISH (PLATING THICKNESS IN MICRO-INCHES)
 - BERYLLIUM COPPER.
 - GOLD PL.40 MIN. OVER NICKEL-PHOSPHORUS ALLOY
 - PL. 80 MIN. OVER COPPER PL. 20MIN.

THESE COMMODITIES, TECHNOLOGY OR SOFTWARE WERE EXPORTED FROM THE UNITED STATES IN ACCORDANCE WITH THE EXPORT ADMINISTRATION REGULATIONS. DIVERSION CONTRARY TO U.S. LAW PROHIBITED.

UNLESS OTHERWISE SPECIFIED
 LEADING DIMENSIONS ARE INCHES
 DIMENSIONS IN [] ARE MILLIMETERS

TOLERANCES:

.X = ±.2 [5.08]	FRACTIONS
.XX = ±.02 [.51]	± 1/32
.XXX = ±.005 [.13]	ANGLES ± 1°

CABLE LENGTH (L) TOLERANCES:

L ≤ 12 [305] = +1 [25] / -0
12 [305] < L ≤ 60 [1524] = +2 [51] / -0
60 [1524] < L ≤ 120 [3048] = +4 [102] / -0
120 [3048] < L ≤ 300 [7620] = +6 [152] / -0
300 [7620] < L = +5%L / -0

ALL DIMENSIONS SHOWN
 ARE FOR REFERENCE ONLY.

PE PASTERNAK
 an INFINITI[®] brand

Pasternack Enterprises, Inc.
 P.O.Box 16759, Irvine, CA 92623.
 Phone: 1.949.261.1920 | 1.866.727.8376
 Fax: 1.949.261.7451
 Website: www.pasternack.com
 E-mail: sales@pasternack.com

SIZE	CAGE CODE	DRAWN BY	ITEM NO.
A	53919	K.DANG	PE1016-9

THIRD-ANGLE PROJECTION

THE INFORMATION AND DESIGN IN THIS DOCUMENT IS THE PROPERTY OF PASTERNAK CORPORATION ALL RIGHTS RESERVED.

SHEET	1	OF	1
SCALE	N/A		

REV	A
-----	---