



MotionGrade™ DIN M23/ M40 Connectors and Servo Cable



 MOTIONGRADE™ Family

www.amphenol-sine.com | +1 800 394 7732

We Are Amphenol

Global Interconnect Solution Supplier

For over 80 years Amphenol has enjoyed success as the interconnection technology provider of choice for industry leading companies around the world. Our organization works with leading manufacturers across a wide range of applications - including Energy Generation & Distribution, Transportation, Heavy Equipment, Factory Automation, Wireless Outdoor, Information Technology and Data Communications Equipment, Mobile Devices, Mobile Networks, Broadband Communication, Military and Commercial Aerospace, Industrial, Automotive and Chip Card Readers - enabling smarter, faster and better technologies to connect products to customer solutions.

Our engineers design innovative combinations of industry standard connectors and application specific shielding components to create assembly systems that set the standards for performance, reliability, and cost effectiveness. Our engineering, materials, and manufacturing organizations meet the high standards imposed by ISO 9001:2008 as well as many customer specific quality systems. Our performance has earned us ship to stock and world class performance awards from many major OEMs.

We are one of the largest interconnect solution suppliers in the world and supply a wide range of product solutions globally. The industrial market footprint of Amphenol covers more than 30 countries.



© 2015 Amphenol Sine Systems Corporation. Every effort has been made to ensure that the information contained in this document is accurate at the time of publication. Specifications or information stated in this document are subject to change without notice. www.amphenol-sine.com +1 800 394 7732

MotionGrade™ DIN M23/ M40

Table of Contents

We Are Amphenol

Global Interconnect Solution Supplier	1
Standard products. Custom solutions.	5

Series Overview

Typical Applications	7
Product Overview	8
Insert Arrangements	10
M23 Elite Series Connector Configurations - Positions 12,16,17	12
M23 Elite Series Connector Configurations - Positions 6,8,9	14
M23 Standard Series Connector Configurations - Positions 12,16,17,19	16
M23 Standard Series Connector Configurations - Positions 6,8,9	18
M40 Connector Configurations - Positions 6, 8	20
M23 Checkmate™ Quick Locking Connectors Featuring Metrifi™ Strain Relief System	22
Bulk Cable Offerings	23
Elite Series Features & Benefits	30

Connector Solutions M23 Elite Series

Signal

12 POSITIONS 10A / 160V E type Checkmate™ Quick Locking	33
12 POSITIONS 10A / 160V E type Threaded	37
12 POSITIONS 10A / 160V P type Checkmate™ Quick Locking	41
12 POSITIONS 10A / 160V P type Threaded	45
16 POSITIONS 9A / 125V E type Checkmate™ Quick Locking	49
16 POSITIONS 9A / 125V E type Threaded	53
16 POSITIONS 9A / 125V P type Checkmate™ Quick Locking	57
16 POSITIONS 9A / 125V P type Threaded	61
17 POSITIONS 9A / 125V E type Checkmate™ Quick Locking	65
17 POSITIONS 9A / 125V E type Threaded	69
17 POSITIONS 9A / 125V P type Checkmate™ Quick Locking	73
17 POSITIONS 9A / 125V P type Threaded	77

Power

6 POSITIONS 28A / 630V Checkmate™ Quick Locking	81
6 POSITIONS 28A / 630V Threaded	87
8 (4+4) POSITIONS Power 30A/ 630V Signal 10A/ 250V Checkmate™ Quick Locking	93
8 (4+4) POSITIONS Power 30A/ 630V Signal 10A/ 250V Threaded	99
9 (4+5) POSITIONS Power 30A/ 630V Signal 10A/ 250V Checkmate™ Quick Locking	105
9 (4+5) POSITIONS Power 30A/ 630V Signal 10A/ 250V Threaded	111

M23 Hybrid Series

8 POSITIONS 18A PE/1A Signal/0.5A Quadrax / 850V PE & Signal/ 30V Quadrax	117
---	-----

continued on next page

Table of Contents (con't)

Connector Solutions M23 Standard Series

Signal

12 POSITIONS 10A / 160V E type	Checkmate™ Quick Locking & Threaded	121
12 POSITIONS 10A / 160V P type	Checkmate™ Quick Locking & Threaded	129
16 POSITIONS 9A / 125V E type	Checkmate™ Quick Locking & Threaded	139
16 POSITIONS 9A / 125V P type	Checkmate™ Quick Locking & Threaded	147
17 POSITIONS 9A / 125V E type	Checkmate™ Quick Locking & Threaded	155
17 POSITIONS 9A / 125V P type	Checkmate™ Quick Locking & Threaded	165
19 POSITIONS 7A / 63V E type	Checkmate™ Quick Locking & Threaded	175
19 POSITIONS 7A / 63V P type	Checkmate™ Quick Locking & Threaded	181

Power

6 POSITIONS 28A / 630V	Checkmate™ Quick Locking & Threaded	187
8 (4+4) POSITIONS Power 30A/ 630V	Signal 10A/ 250V Checkmate™ Quick Locking & Threaded	197
9 (4+5) POSITIONS Power 30A/ 630V	Signal 10A/ 250V Checkmate™ Quick Locking & Threaded	207
9 (3+6) POSITIONS Power 30A/ 250V	Signal 10A/ 630V Checkmate™ Quick Locking & Threaded	217

Connector Solutions M40 Series

Power

6 (4+2) POSITIONS Power 75A/ 630V	Signal 30A/ 250V Checkmate™ Quick Locking	225
6 (4+2) POSITIONS Power 75A/ 630V	Signal 30A/ 250V Threaded	229
8 (4+4) POSITIONS Power 75A/ 630V	Signal 30A/ 250V Checkmate™ Quick Locking	233
8 (4+4) POSITIONS Power 75A/ 630V	Signal 30A/ 250V Threaded	237

Assembly Instructions

M23 Elite Series 12,16,17 Position Plug Assembly Instructions	240
M23 Elite Series 6,8,9 Position Plug Assembly Instructions	244
M23 Elite Series 12,16,17 Position 90° Receptacle Assembly Instructions	248
M23 Elite Series 6,8,9 Position 90° Receptacle Assembly Instructions	251
M23 Standard Series Straight Receptacle Assembly Instructions	255
FlexGrip™ Backshell System	256
Standard Series Plug and Cable Prep and Assembly featuring the FlexGrip™ Backshell	257
M23 Shielded Backshell Assembly Instructions	258

Appendix

Glossary of Terms	260
Part Number Index	262

Standard Products. Custom Solutions.

Our MotionGrade™ DIN Style Automation product lines, which include M23, Checkmate™, Hybrid DMC and the M40 Series, have key placement in all areas of automation. Based on our superior build quality, high-performance capabilities and compatibility with existing standard products industry-wide, our MotionGrade™ DIN Style products are the right choice for your interconnect needs.

We can custom design, engineer and manufacture cable assemblies to your exact customer specifications and produce them in large or small quantities, manufactured at the industry's highest standards. Delivered on-time and in-specification, all with a significant cost-savings over the competition.

The cost savings derived by combining Michigan based program management & engineering and our low-cost production centers in North America and Asia allows our team to work with you to design the most cost-efficient and reliable interconnect system available on the market today.



Features and Benefits

Superior Shielding

First quality components coupled with a simplistic design provide maximum EMI/RFI shielding capabilities while reducing assembly preparation times.

Cable Strain Relief

Your choice of the innovative design features of FlexGrip™, Metrifi™, or traditional cable strain relieving similar to existing standard systems.

For an overmolded option, the Metrifi™ Strain Relief System provides maximum 360° EMI/RFI shielding, with advanced sealing capability

Fluid Resistance and Sealing

In combination with our strain relief systems, Amphenol utilizes advanced sealing technologies & materials to ensure highest reliability when subjected to the harshest environments.

RoHS Compliant

RoHS All materials meet the requirements of the European Directive 2002/95/EC, Issue 13.2.2003.

Approvals


ISO 9001/2000, UL Listed, E224856, CYJV2/CYJV8

Our Standard Series M23 products have ECBT2 UL list E336860

All Elite Products are UL E491265

MotionGrade™ DIN M23/ M40 Connectors and Servo Cable

Typical Applications



SERIES OVERVIEW

MotionGrade™ DIN M23/M40 Connectors and Servo Cable

Product Overview

Amphenol Sine Systems' MotionGrade™ M23 and M40 Connector Systems are designed to excel in performance and reliability in our customers' most demanding environments. Amphenol's MotionGrade™ M23 and M40 products are ideally suited for advanced servo drive encoder feedback applications, packaging, robotic, printing, machine tool, medical and automation environments where control signal transmission or power are required in a robust and compact delivery system.

INTRODUCING the ELITE™ SERIES



Starting at page 33

M23 Elite Threaded and Checkmate™ Series State-of-the-art Design Features

6, 8, 9, 12, 16 and 17 positions available

- Next Generation Single Pc Design
- Reduced Cost
- Faster Assembly
- Checkmate™ Coupling.
(See page 22 for more details)
- Compatible with other industry standard products
- Loose Pc Insert Assembly
- Ground Protection
- Industry Standard Insert Design
- 360° Shielding

M23 Standard Threaded and Checkmate™ Series Offering Expanded Connector Options

6, 8, 9, 12, 16, 17 and 19 positions available

Starting at page 149

- 10A Max Current; 160V (12 pos), 125V (16-19 pos); 18-28AWG
- 28A Max Current; 630V Power; 14-18 AWG (6 Postions)
- 30A Max Current , 630V Power; 10A Max Current / 250V Signal ; 14-28 AWG (8,9 Postions)
- High-performance, cost-effective
- Superior environmental seal retention
- Compatible with existing standard products industry-wide
- Available with Checkmate™ quick locking technology. (See page 22 for more details)



Starting at page 141

M23 Hybrid Series

2 Power + PE + 1 Signal + 4 Quadrax
Ethernet Element

- 18A (2.0mm), 1A (1.0mm), 0.5A (Quad Element)
Max Current
- 850V (2.0/1.0mm Contacts), 30VDC (Quad Element)
Max. Volt.
- High-performance, cost-effective
- Superior environmental seal retention
- Ideally suited for advanced servo-drive encoder
feedback applications where POWER, SIGNAL and
COMMUNICATION are required in a robust and
compact delivery system.



Starting at page 255

M40 Series Threaded and Checkmate™ 6 and 8 positions available





Amphenol's MotionGrade™ M40 products are ideally suited for advanced servo drive encoder feedback applications, packaging, robotic, printing, machine tool, medical and automation environments where control signal transmission or power are required in a robust and compact delivery system.



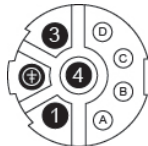
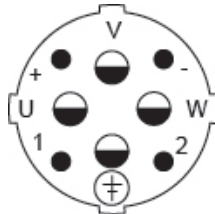
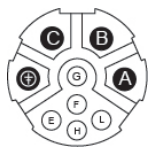
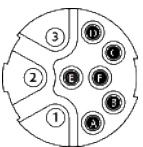
- Power: 75A Max Current; 630V Max Voltage;
8-12AWG
- Signal: 30A Max Current; 250V Max Voltage;
14-18AWG
- High-performance, cost-effective
- Superior environmental seal retention
- Compatible with existing standard products
industry-wide
- Available with Checkmate™ quick locking
technology.



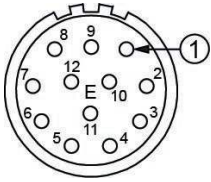
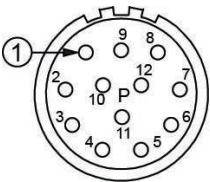
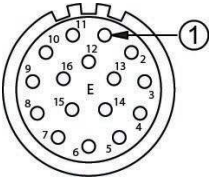
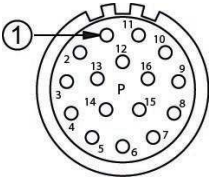
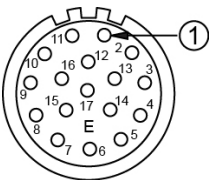
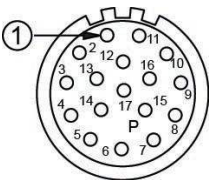
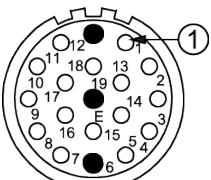
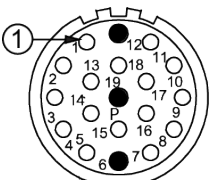
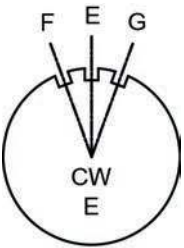
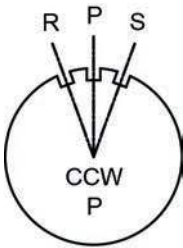
MotionGrade™ DIN M23/ M40

Insert Arrangements

		M23 Hybrid			
contact size	2 Power + PE (2.0mm) + 1 Signal (1.0mm), 4 Quadrax Ethernet Element (.7mm)				
No. of Positions	Plugs		Receptacles		
8					
	female 18A PE/1A Signal/0.5A Quad /850V PE & Signal/ 30V Quadrax Checkmate™ see page 107	female 18A PE/1A Signal/0.5A Quad /850V PE & Signal/ 30V Quadrax Threaded see page 141	male 18A PE/1A Signal/0.5A Quad /850V PE & Signal/ 30V Quadrax Checkmate™ see page 107	male 18A PE/1A Signal/0.5A Quad /850V PE & Signal/ 30V Quadrax Threaded see page 141	

		M23 Series	M40 Series
contact size	2.0mm Power / 1.0mm Signal		3.6mm Power /2.0mm Signal
No. of Postions			
6	 28A /630V see pages 105,111,213		 75A /630V Power 30A/250V Signal see pages 251,255
8	 30A Power/ 10A Signal 630V Power/250V Signal see 117,123,223		 75A /630V Power 30A/250V Signal see pages 259,263
9	 30A-Power/ 10A Signal 630V Power/250V Signal see pages 129,135,233,243	 30A-Power/ 10A Signal 630V Power/250V Signal see page 243	Note: Faceviews shown on this chart are of female inserts

Connector Guide

		M23 Series	
contact size	1.0mm		
No. of Positions	E Type	P Type	
12	 <p>10A /160V see pages 33,39,149</p>	 <p>10A /160V see pages 45,39,157</p>	
16	 <p>9A /125V see pages 63,69,165</p>	 <p>9A /125V see pages 75,81,173</p>	
17	 <p>9A /125V see pages 81,87,181</p>	 <p>9A /125V see pages 93,99,189</p>	
contact size	1.0mm and 1.5 mm		
19	 <p>7A /63V see page 197</p>	 <p>7A /63V see page 205</p>	
Coding Keys			
	interconnection key "F" mates with "S", "E" mates with "P" and "G" mates with "R"		

MotionGrade™ DIN M23/ M40

M23 Elite Series Connector Configurations - Positions 12,16,17

STEP 1

Choose a Plug "P" Style ←

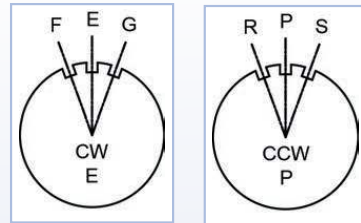
Choose a Plug "E" Style ←

MATING PARTS



STEP 2

Choose Contacts



Standard connector parts mate "E" Plugs with "P" Receptacles, Mating parts use opposite contact types. *example: plug with pin contacts mates with a receptacle using socket contacts.*

Other key code options available not listed here. Please call customer service for assistance when ordering F,G,R,S

interconnection key
 "E" mates with "P"
 "F" mates with "S"
 "G" mates with "R"

Connector Guide

Connector Solutions:
see page 31 for parts grouped by insert arrangement

Need a complete Cable Assembly?

See page 23 or
contact the factory for assistance
Toll Free: 1-800-394-7732

STEP 3

- Choose a Receptacle "E" Style
- Choose a Receptacle "P" Style



Rotatable 90 °



Straight,
Flange Mount
Receptacle



Receptacle
Extension



Use A
Receptacle Kit
and skip steps 4 & 5

STEP 4

Choose Contacts



STEP 5


Choose a Cord Grip

*Step 5 is only required when
utilizing the receptacle extension*



MotionGrade™ DIN M23/ M40

M23 Elite Series Connector Configurations - Positions 6,8,9



Connector Guide

Connector Solutions:
see page 31 for parts grouped by insert arrangement

STEP 4

Choose Contacts



Need a complete Cable Assembly?

See page 23 or
contact the factory for assistance

Toll Free: 1-800-394-7732

STEP 5

*Step 5 is only required when utilizing
the receptacle extension*

Cord Grip



MotionGrade™ DIN M23/M40

M23 Standard Series Connector Configurations - Positions 12,16,17,19

STEP 1

Choose a Plug "P" Style ←

Choose a Plug "E" Style ←

MATING PARTS



Straight Plug



90° Plug

STEP 2

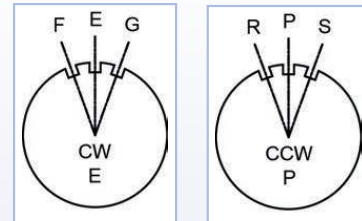
Choose Contacts



OR



Plug Kit



Standard connector parts mate "E" Plugs with "P" Receptacles, Mating parts use opposite contact types. *example: plug with pin contacts mates with a receptacle using socket contacts.*

Other key code options available not listed here. Please call customer service for assistance when ordering F,G,R,S.

interconnection key
 "E" mates with "P"
 "F" mates with "S"
 "G" mates with "R"

STEP 3

Choose a Cord Grip



or FlexGrip™ Backshell System
details page 282



overmolded option

Connector Guide

Connector Solutions:
see page 31 for parts grouped by insert arrangement

Need a complete Cable Assembly?

See page 23 or
contact the factory for assistance
Toll Free: 1-800-394-7732

STEP 4

- Choose a Receptacle "E" Style
- Choose a Receptacle "P" Style



Straight,
Flange Mount
Receptacle



Rotatable 90°
Receptacle
rotates 330°



Bulkhead
Receptacle



Receptacle
Extension



overmolded option

STEP 5

Choose Contacts



OR
A Receptacle Kit



STEP 6

Choose a Cord Grip

*Step 6 is only required when
utilizing the receptacle extension*



or Flex Grip™
Backshell
details page 282



MotionGrade™ DIN M23/ M40

M23 Standard Series Connector Configurations - Positions 6,8,9

STEP 1

Female Plug



Straight Plug



Rotatable 90° Plug

Choose a Plug Kit
and skip steps 2 & 3



MATING PARTS

Need a complete Cable Assembly?

See page 23 or
contact the factory for assistance
Toll Free: 1-800-394-7732

STEP 2

Choose Contacts



STEP 3

Cord Grip



or FlexGrip™
Backshell System
details page 282



overmolded option

Connector Guide

Connector Solutions:
see page 31 for parts grouped by insert arrangement

STEP 4

Male Receptacle



Rotatable 90°
Receptacle
rotates 330°



Straight



Bulkhead
Receptacles



Receptacle
Extension



Choose A
Receptacle Kit
and skip Steps 5 & 6

Need a complete Cable Assembly?

See page 23 or
contact the factory for assistance
Toll Free: 1-800-394-7732

STEP 5

Choose Contacts



STEP 6

*Step 6 is only required when
utilizing the receptacle
extension*

Cord Grip



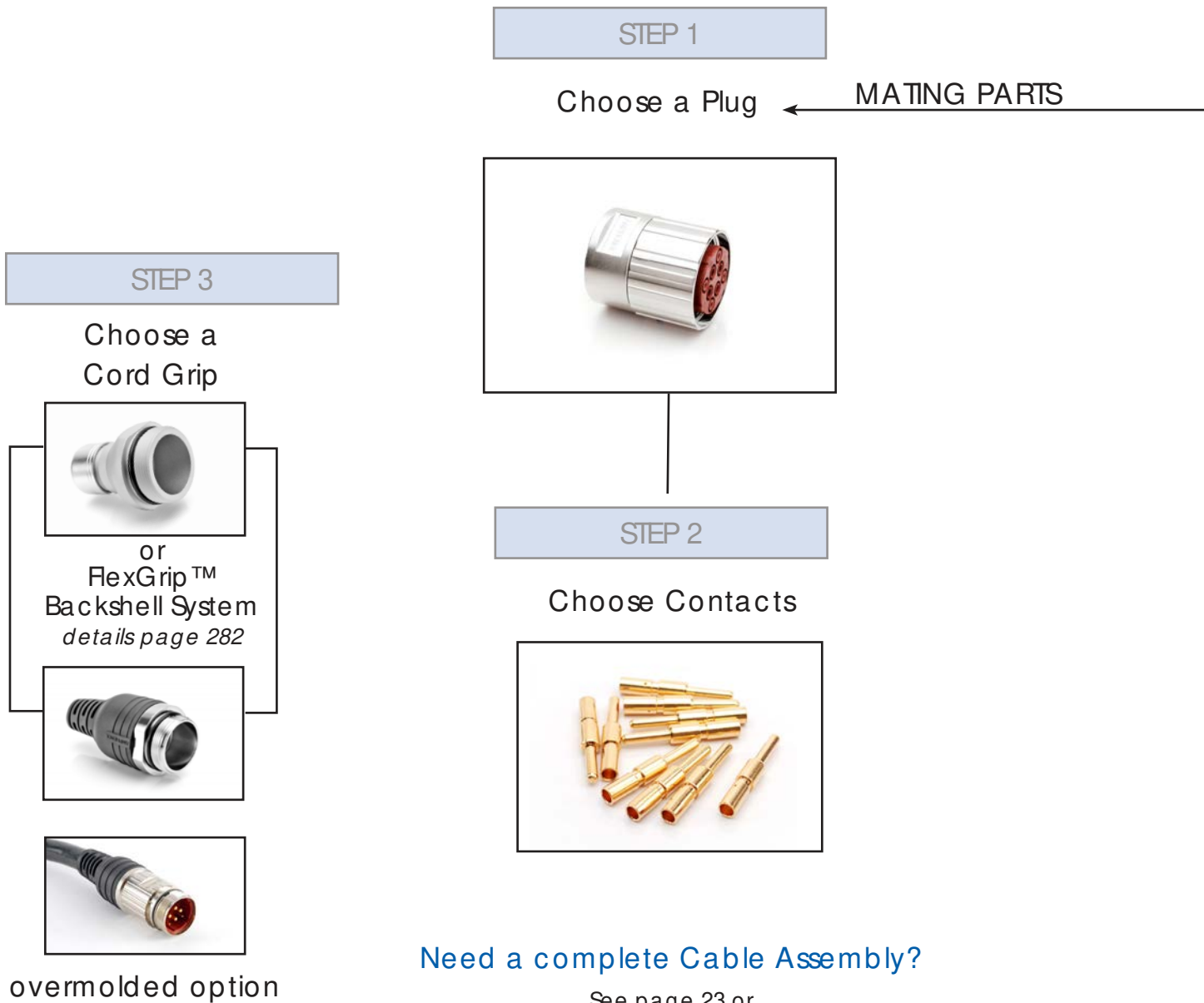
or FlexGrip™
Backshell System
details page 282



overmolded option

MotionGrade™ DIN M23/ M40

M40 Connector Configurations - Positions 6, 8



Need a complete Cable Assembly?

See page 23 or
contact the factory for assistance

Toll Free: 1-800-394-7732

Connector Guide

Connector Solutions:
see page 31 for parts grouped by insert arrangement

STEP 4

Choose a Receptacle



Straight
Flange Mount



90 °
Receptacle



Receptacle
Extension

STEP 5

Choose Contacts



STEP 6

*Step 6 is only required when
utilizing the receptacle extension*

Choose a
Cord Grip



or FlexGrip™
Backshell
details page 282



overmolded option

Connector Guide



M23 Checkmate™ Quick Locking Connectors Featuring Metrifi™ Strain Relief System



Amphenol presents the M23 Checkmate™ Quick Locking connector series featuring the **Metrifi™ strain relief** system.

Ideally suited for the Motion marketplace, the Checkmate™ connector system's robust metal housing features add enhanced performance to today's standard systems by increasing the reliability and performance of one of the most dependable interconnect systems today.

Amphenol began with first quality components in a highly functional and intuitive design incorporating a self-aligning cam locking pathway utilizing shell coding which eliminates mis-mating, component damage, or an unintended connection even in adverse conditions. Once proper insert alignment is assured, proper contact engagement is maintained with a precision anti-vibration ratcheting coupling eliminating unintentional disconnects. This secure Quick Locking capability is accomplished in 1/8 of a turn. The resulting connection integrity ensures the highest reliability achieving vibration and shock capability up to 20g (vibration) and 50g (shock) in 3 axis.

Metrifi's integral strain relief system provides maximum 360° EMI/RFI shielding, with advanced sealing capability (IP67) suitable for harsh environments. Tamper proof design ensures a safe and secure system.



Options available for your next move.

All materials meet the requirements of ISO 9001/2008



- Enhanced next generation anti-vibration dual-ratcheting coupling system. Checkmate™ is intermateable and compatible with rival M23 quickcoupling products.
- Distinctive alignment arrows with lock/unlock identifiers (ensures a solid connection every time)
- Quick locking reliability. 1/8th turn locks the connector vs traditional threaded style coupling
- Functional design allows for rapid orientation with tactile, visual and audible confirmation.
- Vibration and shock tested up to 20g (vibration) and 50g (shock) in 3 axis
- Secure connection ensures signal integrity and longer contact life
- Superior 360° shielding available
- Compact strain relief design allows for tighter clearances
- Greater fluid resistance with IP67 sealing
- Custom colors and labeling available



Connector Guide

Bulk Cable Offerings









Bulk Cable Offering

Cable solutions for power supply, feedback, resolver, static and continuous flex

- PUR, TPE, DESINA styles available
- Custom cable assembly solutions available
- More cable options available. Contact the factory for more information

Power Cables, Non-Flex

Part #	Description / Connector Options	Jacket Color Jacket Material	Flex Life Nominal Cable OD Shielding
KA-50960-ORG 	4/C, 16AWG, Shielded, 90°C 600V, TYPE TC-ER, RoHS Compliant <i>Connector Options:</i> 6 positions pages 105,111,213 8 positions pages 117,123,223 9 positions (4+5) pages 129,135,233 9 positions (3+6) page 243	Orange DESINA RAL 2003 TPE	<ul style="list-style-type: none"> • Non-flex • 0.36" (9.2mm) • Shield Tinned Copper Braid - Coverage ≥ 85%
KA-50961-ORG 	4/C, 14AWG, Shielded, 90°C 600V, TYPE TC-ER, RoHS Compliant <i>Connector Options:</i> 6 positions pages 105,111,213 8 positions pages 117,123,223 9 positions (4+5) pages 129,135,233 9 positions (3+6) page 243	Orange DESINA RAL 2003 TPE	<ul style="list-style-type: none"> • Non-flex • 0.40" (10.2mm) • Shield Tinned Copper Braid - Coverage ≥ 85%
KA-56338 	4/C, 16AWG 2PR, Shielded 18AWG, Overall Shielded 90°C, 600V, TYPE TC-ER, RoHS Compliant <i>Connector Options:</i> 8 positions pages 117,123,223 9 positions (4+5) pages 129,135,233 9 positions (3+6) page 243	Black TPE	<ul style="list-style-type: none"> • Non-flex • 0.60" (15.2mm) • Shield Tinned Copper Braid - Coverage ≥ 85%
KA-56578 	4/C, 16AWG, 1PR, Shielded, 18AWG+ Overall Shield, 90°C, 600V, TYPE TC-ER, RoHS Compliant <i>Connector Options:</i> 8 positions pages 117,123,223 9 positions (4+5) pages 129,135,233 9 positions (3+6) page 243	Orange DESINA RAL 2003 TPE	<ul style="list-style-type: none"> • Non-flex • 0.50" (12.7mm) • Shield Tinned Copper Braid - Coverage ≥ 85%
KA-56579 	4/C, 14AWG, 1PR, Shielded, 18AWG+ Overall Shield, 90°C, 600V, TYPE TC-ER, RoHS Compliant <i>Connector Options:</i> 8 positions pages 117,123,223 9 positions (4+5) pages 129,135,233 9 positions (3+6) page 243	Orange DESINA RAL 2003 TPE	<ul style="list-style-type: none"> • Non-flex • 0.52" (13.3mm) • Shield Tinned Copper Braid - Coverage ≥ 85%
KA-56580 	4/C, 10AWG, 1PR, Shielded, 18AWG+ Braided Shield, 90°C, 600V, TYPE TC-ER, RoHS Compliant <i>Connector Options:</i> 6 positions (M40) pages 251,255 8 positions (M40) pages 259,263	Orange DESINA RAL 2003 TPE	<ul style="list-style-type: none"> • Non-flex • 0.66" (16.8mm) • Shield Tinned Copper Braid - Coverage ≥ 85%

Power Cables, Non-Flex (con't)

Part #	Description / Connector Options	Jacket Color Jacket Material	Flex Life Nominal Cable OD Shielding
KA-50960 	4/C 16AWG Shielded 90°C 600V TC-ER <i>Connector Options:</i> 6 positions pages 105,111,213 8 positions pages 117,123,223 9 positions (4+5) pages 129,135,233 9 positions (3+6) page 243	Black TPE	<ul style="list-style-type: none"> • Non-Flex • 0.36" (9.2mm) • Shield Tinned Copper Braid - Coverage ≥ 85%
KA-50961 	4/C 14AWG Shielded 90°C 600V TC-ER <i>Connector Options:</i> 6 positions pages 105,111,213 8 positions pages page 117,123,223 9 positions (4+5) pages 129,135,233 9 positions (3+6) page 243	Black TPE	<ul style="list-style-type: none"> • Non-flex • 0.40" (10.2mm) • Shield Tinned Copper Braid - Coverage ≥ 85%
KA-56340 	4/C, 10AWG, 2PR, Shielded, 18AWG Pairs Overall Shielded, 90°C, 600V, TYPE TC-ER, RoHS Compliant <i>Connector Options:</i> 8 positions (M40) pages 259,263	Black TPE	<ul style="list-style-type: none"> • Non-flex • 0.72" (18.2mm) • Shield Tinned Copper Braid - Coverage ≥ 85%
KA-56029 	4/C, 14AWG, 105°C, 600V, RoHS Compliant <i>Connector Options:</i> 8 positions pages 117,123,223 9 positions (4+5) pages 129,135,233 9 positions (3+6) page 243	Black TPE	<ul style="list-style-type: none"> • Non-flex • 0.40" (10.2mm) • Shield Tinned Copper Braid - Coverage ≥ 85%
KA-56030 	4/C, 10AWG shielded, 105°C, 600V, RoHS Compliant <i>Connector Options:</i> 6 positions (M40) pages 251,255 8 positions (M40) pages 259,263	Black TPE	<ul style="list-style-type: none"> • Non-flex • 0.615" (15.6mm) • Aluminum Foil-Coverage 100%
KA-56339 	4/C, 14AWG, 2PR, Shielded, 18AWG Pairs Overall Shielded, 90°C, 600V, TYPE TC-ER, RoHS Compliant <i>Connector Options:</i> 8 positions pages 117,123,223 9 positions (4+5) pages 129,135,233 9 positions (3+6) page 243	Black TPE	<ul style="list-style-type: none"> • Non-flex • 0.62" (15.7mm) • Shield Tinned Copper Braid - Coverage ≥ 85%
KA-56028 	4/C, 16AWG Shielded, 105°C, 600V AWM Style, RoHS Compliant <i>Connector Options:</i> 8 positions pages 117,123,223 9 positions (4+5) pages 129,135,233 9 positions (3+6) page 243	Black TPE	<ul style="list-style-type: none"> • Non-flex • 0.37" (9.4mm) • Shield Tinned Copper Braid - Coverage ≥ 85%
KA-50967 	6/C, 16AWG Shielded, 105°C, 600V, RoHS Compliant <i>Connector Options:</i> 6 positions pages 105,111,213	Black ELEXAR	<ul style="list-style-type: none"> • Non-flex • 0.45" (10.8mm) • Shield Tinned Copper Braid - Coverage ≥ 85%


Power Cables, Cont-Flex

Part #	Description / Connector Options	Jacket Color Jacket Material	Flex Life Nominal Cable OD Shielding
KA-56313-ORG 	4/C, 16AWG Shielded 105°C, 600V, AWM Style, RoHS Compliant <i>Connector Options:</i> 6 positions pages 105,111,213 8 positions pages 117,123,223 9 positions (4+5) pages 129,135,233 9 positions (3+6) page 243	Orange ELEXAR 8730	<ul style="list-style-type: none"> • 10M Cycles@10X O.D. • 0.46" (11.8mm) • Shield Tinned Copper Braid - Coverage ≥ 85%
KA-56314-ORG 	4/C, 14AWG Shielded, 105°C 600V, RoHS Compliant <i>Connector Options:</i> 6 positions pages 105,111,213 8 positions pages 117,123,223 9 positions (4+5) pages 129,135,233 9 positions (3+6) page 243	Orange ELEXAR 8730	<ul style="list-style-type: none"> • 10M Cycles@10X O.D. • 0.49" (12.7mm) • Shield Tinned Copper Braid - Coverage ≥ 85%
KA-56349 	4/C, 16AWG, 2PR 18AWG Shielded 105°C, 600V, AWM Style, RoHS Compliant <i>Connector Options:</i> 8 positions pages 117,123,223 9 positions (4+5) pages 129,135,233 9 positions (3+6) page 243	Orange DESINA RAL 2003 TPE	<ul style="list-style-type: none"> • 5M Cycles@15 X O.D. • 0.55" (13.9mm) • Shield Tinned Copper Braid - Coverage ≥ 85%
KA-56351 	4/C, 14AWG, 2PR 18AWG Shielded 105°C, 600V, AWM Style, RoHS Compliant <i>Connector Options:</i> 8 positions pages 117,123,223 9 positions (4+5) pages 129,135,233 9 positions (3+6) page 243	Orange DESINA RAL 2003 TPE	<ul style="list-style-type: none"> • 10M Cycles@12 X O.D. • 0.61" (15.5mm) • Shield Tinned Copper Braid - Coverage ≥ 85%
KA-56593 	4/C, 16AWG, 1PR, Shielded, 18AWG+ Overall Shield, 105°C, 600V, AWM Style, RoHS Compliant <i>Connector Options:</i> 8 positions pages 117,129,135,233 9 positions (3+6) page 243	Orange DESINA RAL 2003 TPE	<ul style="list-style-type: none"> • 10M Cycles@12 X O.D. • 0.46" (11.7mm) • Shield Tinned Copper Braid - Coverage ≥ 85%
KA-56594 	4/C, 14AWG, 1PR, Shielded, 18AWG+ Overall Shield, 90°C, 600V, UL TYPE TC-ER, RoHS Compliant <i>Connector Options:</i> 8 positions pages 117,123,223 9 positions (4+5) pages 129,135,233 9 positions (3+6) page 243	Orange DESINA RAL 2003 TPE	<ul style="list-style-type: none"> • 10M Cycles@12 X O.D. • 0.50" (12.7mm) • Shield Tinned Copper Braid - Coverage ≥ 85%
KA-56595 	4/C, 10AWG, 1PR, Shielded, 18AWG+ Overall Shield, 90°C, 600V, UL TYPE TC-ER, RoHS Compliant <i>Connector Options:</i> 6 positions (M40) pages 251,255 8 positions (M40) pages 259,263	Orange ELEXAR 8730	<ul style="list-style-type: none"> • 10M Cycles@12 X O.D. • 0.66" (16.8mm) • Shield Tinned Copper Braid - Coverage ≥ 85%
KA-56623 	4/C, 16AWG (1.5mm ²) Shielded <i>Connector Options:</i> 6 positions pages 105,111,213	Orange PUR	<ul style="list-style-type: none"> • 10M Cycles@10X O.D. • 0.43" (10.9mm) • Shielded Tinned Copper Braid-Coverage 85%






Power Cables, Cont-Flex (con't)

Part #	Description / Connector Options	Jacket Color Jacket Material	Flex Life Nominal Cable OD Shielding
KA-56624	4/C, 14AWG (2.5mm ²) Shielded <i>Connector Options:</i> 6 positions pages 105,111,213	Orange PUR	<ul style="list-style-type: none"> • 10M Cycles@10X O.D. • 0.42" (10.6mm) • Shielded Tinned Copper Braid-Coverage 85%
KA-56625	4/C, 16AWG (1.5MM ²), 16AWG (1.5MM ²)-1PR Shielded <i>Connector Options:</i> 6 positions pages 105,111,213	Orange PUR	<ul style="list-style-type: none"> • 10M Cycles@10X O.D. • 0.456" (11.6mm) • Shielded Tinned Copper Braid-Coverage 85%
KA-56626	4/C, 14AWG (2.5MM ²), 16AWG (1.5MM ²)-1PR Shielded <i>Connector Options:</i> 6 positions pages 105,111,213	Orange PUR	<ul style="list-style-type: none"> • 10M Cycles@10X O.D. • 0.53" (13.4mm) • Shielded Tinned Copper Braid-Coverage 85%
KA-56627	4/C, 12AWG (4.0mm ²), 16AWG (1.5mm ²)-1PR Shielded <i>Connector Options:</i> 6 positions (M40) pages 251,255	Orange PUR	<ul style="list-style-type: none"> • 10M Cycles@10X O.D. • 0.58" (14.8mm) • Shielded Tinned Copper Braid-Coverage 85%
KA-56645	CBL, 1.0-4C, 22G-1PR, .75-1PR, 80°C, 1000V, AWM Style, RoHSCompliant <i>Connector Options:</i> 9 positions (4+5) pages 129,135,233 9 positions (3+6) page 243	Orange DESINA RAL 2003 TPE	<ul style="list-style-type: none"> • 5M Cycles@5 X O.D. (Static); 5M Cycles @ 7 X O.D. (Dynamic) • 0.47" (11.9mm) • Shield Tinned Copper Braid - Coverage ≥ 85%
KA-56646	CBL, 4X2, 5+(2 X 22AWG)C, 80°C, 1000V, AWM Style, RoHSCompliant <i>Connector Options:</i> 8 positions pages 117,123,223 9 positions (4+5) pages 129,135,233 9 positions (3+6) page 243	Orange DESINA RAL 2003 TPE	<ul style="list-style-type: none"> • 5M Cycles@5 X O.D. (Single); 5M Cycles @ 7.5 X O.D. (Multiple) • 0.51" (12.9mm) • Shield Tinned Copper Braid - Coverage ≥ 85%
KA-56647	CBL, 2.5-4C, 22G-1PR, 1.0-1PR, 80°C, 1000V, AWM Style, RoHSCompliant <i>Connector Options:</i> 9 positions (4+5) pages 129,135,233 9 positions (3+6) page 243	Orange DESINA RAL 2003 TPE	<ul style="list-style-type: none"> • 5M Cycles@5 X O.D. (Static); 5M Cycles @ 7 X O.D. (Dynamic) • 0.55" (13.9mm) • Shield Tinned Copper Braid - Coverage ≥ 85%
KA-56313	4/C, 16AWG Shielded 105°C, 600V, AWM Style, RoHSCompliant <i>Connector Options:</i> 6 positions pages 105,111,213 8 positions pages 117,123,223 9 positions (4+5) pages 129,135,233 9 positions (3+6) page 243	Black TPE	<ul style="list-style-type: none"> • 10M Cycles@10 X O.D. • 0.46" (11.8mm) • Shield Tinned Copper Braid - Coverage ≥ 85%


Power Cables, Cont-Flex (con't)

Part #	Description / Connector Options	Jacket Color Jacket Material	Flex Life Nominal Cable OD Shielding
KA-56314 	4/C, 14AWG Shielded, 105°C, 600V, AWM Style, RoHS Compliant. <i>Connector Options:</i> 6 positions pages 105,111,213 8 positions pages 117,123,223 9 positions (4+5) pages 129,135,233 9 positions (3+6) page 243	Black TPE	<ul style="list-style-type: none"> • 10M @10XOD • 0.47" (11.8mm) • Shield Tinned Copper Braid - Coverage ≥ 85%



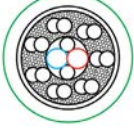

Signal Cables, Non-Flex

Part #	Description / Connector Options	Jacket Color Jacket Material	Flex Life Nominal Cable OD Shielding
KA-56615 	5PR, 22AWG, shielded, 90°C, 300V, PLTC-ER, RoHS Compliant <i>Connector Options:</i> 12 positions pages 33,39,45,51,149,157 16 positions pages 57,63,69,75,165,173 17 positions pages 81,87,93,99,181,189	Green RAL 6018 TPE	<ul style="list-style-type: none"> • Non-flex • 0.38" (9.7mm) • Aluminum Foil - Coverage 100% + Shield Tinned Copper Braid - Coverage ≥ 85%
KA-50203 	8PR, 28AWG, 1PR 16AWG, Shielded, 105°C, 300V, VW-1 AWM Style, RoHS Compliant <i>Connector Options:</i> 17 positions pages 81,87,93,99,181,189 19 positions pages 197,205	Black TPE	<ul style="list-style-type: none"> • Non-flex • 0.39" (9.9mm) • Aluminum Foil - Coverage 100% + Shield Tinned Copper Braid - Coverage ≥ 85%
KA-50959 	4PR, 24AWG, 90°C, 30V, UL Recognized, AWM Style <i>Connector Options:</i> 12 positions pages 33,39,45,51,149,157 16 positions pages 57,63,69,75,165,173 17 positions pages 81,87,93,99,181,189	Black TPE	<ul style="list-style-type: none"> • Non-flex • 0.255" • Aluminum Polyester tape, Aluminum Side facing In, 25% Overlap
KA-56133 	1PR, 16AWG, 7PR 28AWG, 1PR 22AWG, Shielded, 105°C, 300V, VW-1 AWM Style, RoHS Compliant <i>Connector Options:</i> 17 positions pages 81,87,93,99,181,189 19 positions pages 197,205	Black TPE	<ul style="list-style-type: none"> • Non-flex • 0.38" (9.7mm) • Shield Tinned Copper Braid - Coverage ≥ 85%
KA-56441 	8GA-4COND/14GA-1PR,TC-ER/STOOW <i>Connector Options:</i> 6 positions (M40) pages 251,255	Black PVC	<ul style="list-style-type: none"> • Non-flex • 1.058" (26.8mm) • Shielded Tinned Copper Braid - Coverage 85%

Signal Cables, Non-Flex (con't)


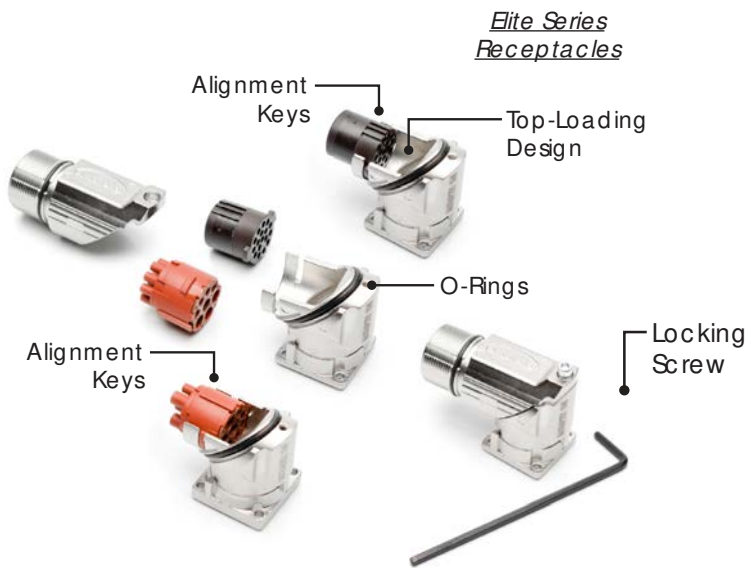
Part #	Description / Connector Options	Jacket Color Jacket Material	Flex Life Nominal Cable OD Shielding
KA-56631 	CBL,12G-5C,Shielded <i>Connector Options: 6 positions pages 105,111,213</i>	Black PVC	<ul style="list-style-type: none"> • Non-flex 0.472" (12mm) • Aluminum Foil-Coverage 100%

Signal Cables, Cont-Flex

Part #	Description / Connector Options	Jacket Color Jacket Material	Flex Life Nominal Cable OD Shielding
KA-56312-GRN 	1PR, 16AWG, 7PR 26AWG, 1PR 22AWG, Shielded, 105°C, 300V, VW-1 AWM Style, RoHS Compliant <i>Connector Options:</i> 17 positions pages 81,87,93,99,181,189 19 positions pages 197,205	Green RAL 6018 TPE	<ul style="list-style-type: none"> • 10M Cycles@ 10X O.D. • 0.43" (10.9mm) • "Shield Tinned Copper Braid, Double Spiral Coverage = 95%
KA-56592 	5PR, 22AWG, 90°C 300V, TYPE PLTC-ER, UL AWM Style 90°C, 600V, CSA AWM I/II A/B/ FT1, RoHS Compliant <i>Connector Options:</i> 12 positions pages 39,45,51,149,157 16 positions pages 57,63,69,75,165,173 17 positions pages 81,87,93,99,181,189	Green RAL 6018 TPE	<ul style="list-style-type: none"> • 10M Cycles@ 10 X O.D. • 0.47" (11.8mm) • Aluminum Foil - Coverage 100% + Shield Tinned Copper Braid - Coverage ≥ 85%
KA-56622 	18AWG (1.0mm ²)-1PR, 22AWG (0.34mm ²)-7PR Shielded <i>Connector Options:</i> 12 positions pages 33,39,45,51,149,157	Green PUR	<ul style="list-style-type: none"> • 10M Cycles@ 10X O.D. • 0.43" (10.9mm) • Shielded Tinned Copper Braid-Coverage 85%
KA-56621 	20AWG (0.50mm ²) 4/C 22AWG (0.34mm ²)-4PR Shielded <i>Connector Options:</i> 12 positions pages 33,39,45,51,149,157	Green RAL 6018 PUR	<ul style="list-style-type: none"> • Special-flex • 0.35" (8.9mm) • Shielded Tinned Copper Braid-Coverage 80%

Elite Series Features & Benefits

- Faster Assembly, Less Components
- Compact Design
- Loose-Piece Insert for Hand-Held Assembly
- Top-Loading Design (for Receptacles)
- Clamshell Insert for Contact Insertion (Opens for easy contact placement)
- Alignment Keys for Guided Assembly
- Rubber Cord Grips
- Grounding Rings (for Plugs)
- No Extractions Tools Required (for Power inserts)



Connector Solutions

Connector Solutions M23 Bite Series

Signal

12 POSITIONS 10A / 160V E type	Checkmate™ Qiuck Locking	33
12 POSITIONS 10A / 160V E type	Threaded	37
12 POSITIONS 10A / 160V P type	Checkmate™ Qiuck Locking	41
12 POSITIONS 10A / 160V P type	Threaded	45
16 POSITIONS 9A / 125V E type	Checkmate™ Qiuck Locking	49
16 POSITIONS 9A / 125V E type	Threaded	53
16 POSITIONS 9A / 125V P type	Checkmate™ Qiuck Locking	57
16 POSITIONS 9A / 125V P type	Threaded	61
17 POSITIONS 9A / 125V E type	Checkmate™ Qiuck Locking	65
17 POSITIONS 9A / 125V E type	Threaded	69
17 POSITIONS 9A / 125V P type	Checkmate™ Qiuck Locking	73
17 POSITIONS 9A / 125V P type	Threaded	77

Power

6 POSITIONS 28A / 630V	Checkmate™ Qiuck Locking	81
6 POSITIONS 28A / 630V	Threaded	87
8 (4+4) POSITIONS Power 30A/ 630V Signal 10A/ 250V	Checkmate™ Qiuck Locking	93
8 (4+4) POSITIONS Power 30A/ 630V Signal 10A/ 250V	Threaded	99
9 (4+5) POSITIONS Power 30A/ 630V Signal 10A/ 250V	Checkmate™ Qiuck Locking	105
9 (4+5) POSITIONS Power 30A/ 630V Signal 10A/ 250V	Threaded	111

M23 Hybrid Series

8 POSITIONS 18A PE/1A Signal/0.5A Quadrax / 850V PE & Signal/ 30V Quadrax	117
---	-----

Connector Solutions M23 Standard Series

Signal

12 POSITIONS 10A / 160V E type	Checkmate™ Qiuck Locking & Threaded	121
12 POSITIONS 10A / 160V P type	Checkmate™ Qiuck Locking & Threaded	129
16 POSITIONS 9A / 125V E type	Checkmate™ Qiuck Locking & Threaded	139
16 POSITIONS 9A / 125V P type	Checkmate™ Qiuck Locking & Threaded	147
17 POSITIONS 9A / 125V E type	Checkmate™ Qiuck Locking & Threaded	155
17 POSITIONS 9A / 125V P type	Checkmate™ Qiuck Locking & Threaded	165
19 POSITIONS 7A / 63V E type	Checkmate™ Qiuck Locking & Threaded	175
19 POSITIONS 7A / 63V P type	Checkmate™ Qiuck Locking & Threaded	181

Power

6 POSITIONS 28A / 630V	Checkmate™ Qiuck Locking & Threaded	187
8 (4+4) POSITIONS Power 30A/ 630V Signal 10A/ 250V	Checkmate™ Qiuck Locking & Threaded	197
9 (4+5) POSITIONS Power 30A/ 630V Signal 10A/ 250V	Checkmate™ Qiuck Locking & Threaded	207
9 (3+6) POSITIONS Power 30A/ 250V Signal 10A/ 630V	Checkmate™ Qiuck Locking & Threaded	217

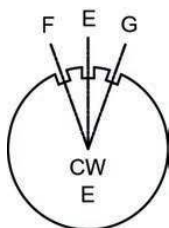
Connector Solutions M40 Series

Power

6 (4+2) POSITIONS Power 75A/ 630V Signal 30A/ 250V	Checkmate™ Qiuck Locking	225
6 (4+2) POSITIONS Power 75A/ 630V Signal 30A/ 250V	Threaded	229
8 (4+4) POSITIONS Power 75A/ 630V Signal 30A/ 250V	Checkmate™ Qiuck Locking	233
8 (4+4) POSITIONS Power 75A/ 630V Signal 30A/ 250V	Threaded	237

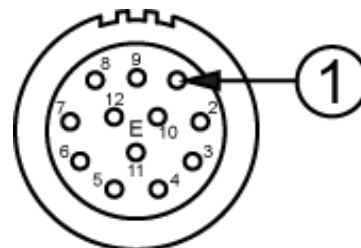
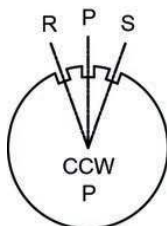
Connector Solutions M23 Elite Series

STEP 1 Choose Plug



Standard connector parts mate "E" Plugs with "P" Receptacles, Mating parts use opposite contact types. *example: plug with pin contacts mates with a receptacle using socket contacts.*
Other key code options available not listed here. Please call customer service for assistance when ordering F,G,R,S. See page 12 for connector configurations

STEP 2 Choose Receptacle



Plugs




Receptacles



Receptacle Kits



Plug Kits



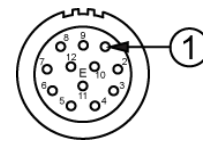
**BULK CABLE starts
on page 23**

SEE TABLE ON NEXT PAGE FOR PART DETAILS

Cord Grips (Required only for Receptacle Extension)



Part Number	Type	Cable Range (mm)	Figure Drawings
MA6CG-S1	Cord grip	4.5-7.5mm	6
MA6CG-S2	Cord grip	7.5-11.0mm	6
MA6CG-S3	Cord grip	11.0-15.0mm	6



12 POSITIONS
10A / 160V
Etype
Checkmate™

Style: Etype Plug Number of Contacts: 12 Contact Size: 1.0mm
Sealing: IP66/67 AWG: 22-18 (0.37 - 0.75 mm²) / 28-24 (0.25 - 0.10 mm²)



Connector Part Numbers

Part Number	Connector Type PLUGS	Style	Contact Type male = pin mates with female = socket ↓Mating Parts↓		Figure Drawings
MA5CAE1200-S1	Plug, straight, Checkmate™ 4.5-7.5mm cord grip	E	Pin	Socket	1
MA5CAE1200-S1-KIT	Plug kit, straight, Checkmate™ 4.5-7.5mm cord grip	E	Pin		1
MA5CAE1200S-S1-KIT	Plug kit, straight, Checkmate™ 4.5-7.5mm cord grip	E		Socket	1
MA5CAE1200-S2	Plug, straight, Checkmate™ 7.5-11mm cord grip	E	Pin	Socket	1
MA5CAE1200-S2-KIT	Plug, straight, Checkmate™ 7.5-11mm cord grip	E	Pin		1
MA5CAE1200S-S2-KIT	Plug, straight, Checkmate™ 7.5-11mm cord grip	E		Socket	1
MA5CAE1200-S3	Plug, straight, Checkmate™ 11-15mm cord grip	E	Pin	Socket	1
MA5CAE1200-S3-KIT	Plug, straight, Checkmate™ 11-15mm cord grip	E	Pin		1
MA5CAE1200S-S3-KIT	Plug, straight, Checkmate™ 11-15mm cord grip	E		Socket	1
RECEPTACLES			↑ Mating Parts ↓		
MA5RAP1201	Receptacle, 90° rotatable, Checkmate™ Standard Flange (25.7x25.7)	P	Socket	Pin	2
MA5RAP1201-KIT	Receptacle Kit, 90° rotatable, Checkmate™ Standard Flange (25.7x25.7)	P		Pin	2
MA5RAP1201-KIT	Receptacle Kit, 90° rotatable, Checkmate™ Standard Flange (25.7x25.7)	P	Socket		2
MA5RAP1202	Receptacle, 90° rotatable, Checkmate™ Large Flange (28.0x28.0)	P	Socket	Pin	3
MA5RAP1202-KIT	Receptacle Kit, 90° rotatable, Checkmate™ Large Flange (28.0x28.0)	P		Pin	3
MA5RAP1202S-Kit	Receptacle Kit, 90° rotatable, Checkmate™ Large Flange (28.0x28.0)	P	Socket		3

*Standard Series receptacles are offered here as additional options for mating with Elite Series plugs.
See Assembly Instructions starting on page 266

Complete datasheets can be found at www.amphenol-sine.com

Style: Etype Plug Number of Contacts: 12 Contact Size: 1.0mm
 Sealing: IP66/67 AWG: 22-18 (0.37 - 0.75 mm²) / 28-24 (0.25 - 0.10 mm²)

Connector Part Numbers continued

MA2LAP1200*	Receptacle, straight, flange mount, Checkmate™	P	Socket	Pin	4
MA2LAP1200-KIT*	Receptacle Kit, straight, flange mount, Checkmate™ . Kit includes contacts.	P		Pin	4
MA2LAP1200S-KIT*	Receptacle Kit, straight, flange mount, Checkmate™ . Kit includes contacts.	P	Socket		4
MA2JAP1200*	Receptacle extension, Checkmate™	P	Socket	Pin	5
↑ Contacts supplied separately see Chart 1					

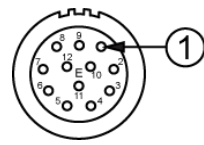
*Standard Series receptacles are offered here as additional options for mating with Elite Series plugs. See Assembly Instructions starting on page 282

Contacts



CHART 1 Crimp Contacts, Machined

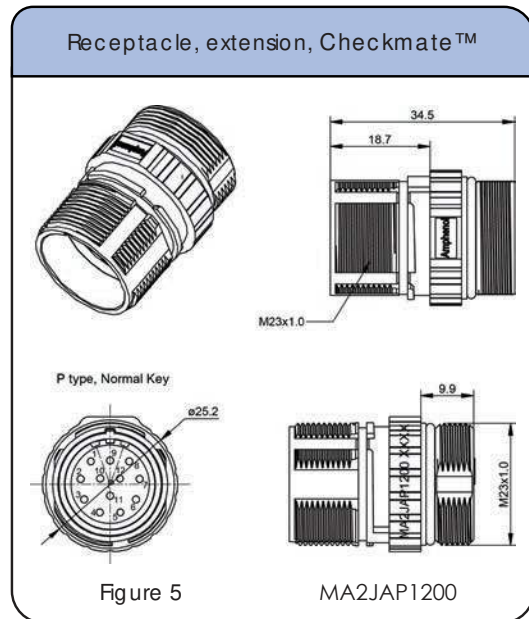
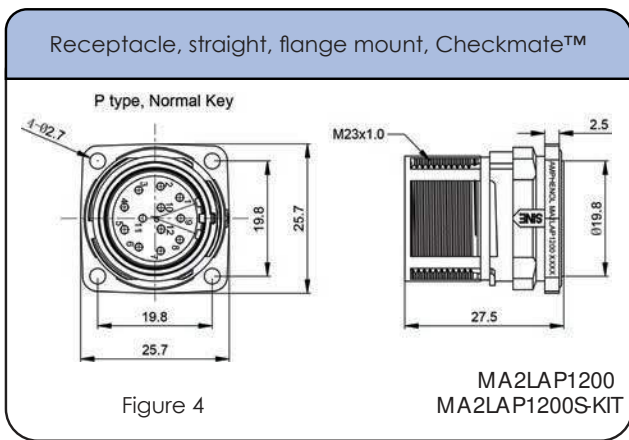
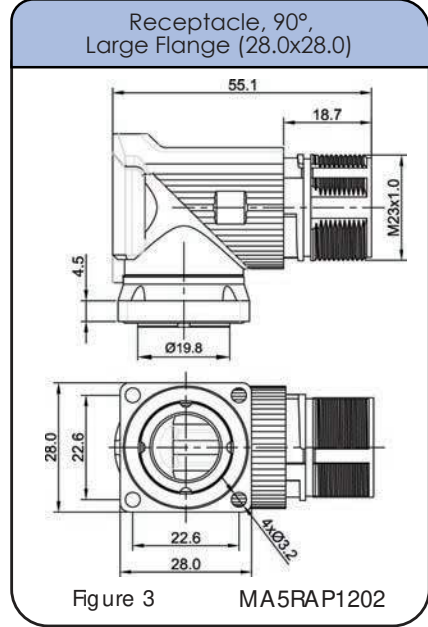
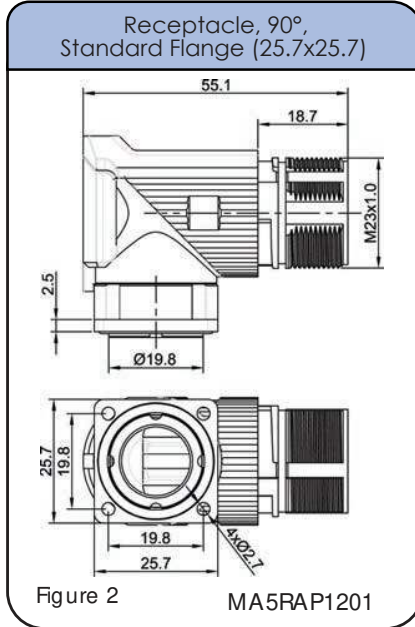
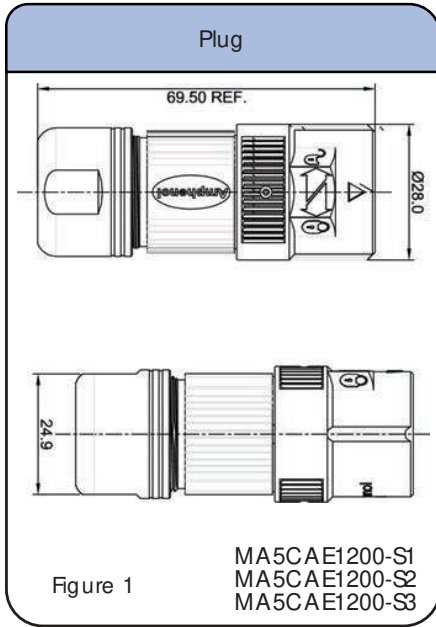
Part Number	Pin/Socket	AWG	mm ²	Plating
SC000035	Pin	22-18	0.37 - 0.75	Gold
SC000146	Pin	28-24	0.10 - 0.25	Gold
SC000044	Socket	22-18	0.37 - 0.75	Gold
SC000030	Socket	28-24	0.10 - 0.25	Gold



12 POSITIONS
10A / 160V
Etype
Checkmate™

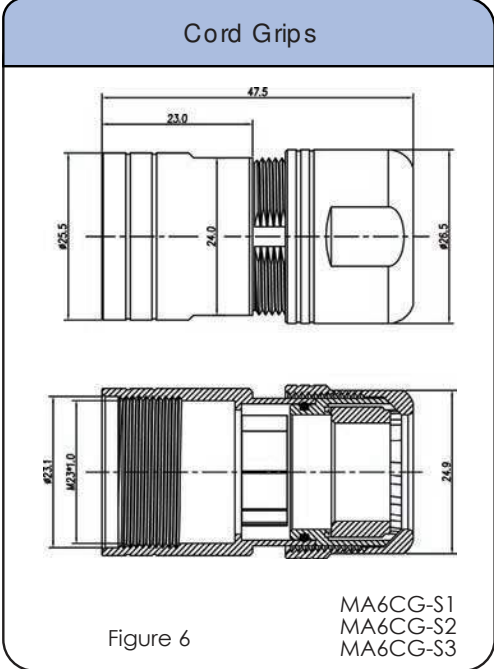
Style: Etype Plug Number of Contacts: 12 Contact Size: 1.0mm
Sealing: IP66/67 AWG: 22-18 (0.37 - 0.75 mm²) / 28-24 (0.25 - 0.10 mm²)

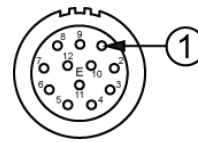
CONNECTOR SOLUTIONS



Style: Etype Plug Number of Contacts: 12 Contact Size: 1.0mm
Sealing: IP66/67 AWG: 22-18 (0.37 - 0.75 mm²) / 28-24 (0.25 - 0.10 mm²)

Connector Drawings continued














12 POSITIONS
10A / 160V
Etype
Checkmate™

Style: Etype Plug Number of Contacts: 12 Contact Size: 1.0mm
Sealing: IP66/67 AWG: 22-18 (0.37 - 0.75 mm²) / 28-24 (0.25 - 0.10 mm²)

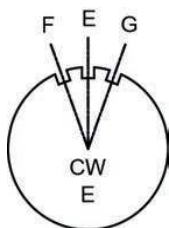
Tools & Accessories

<p>Universal hand crimp tool. Uses universal positioner part no. SK2-2* Wire range 20-32AWG</p>  <p>AFM8</p>	<p>Universal hand crimp tool. Uses universal positioner part no. UH2-5* Wire range 12-26AWG</p>  <p>AF8</p>	<p>Pneumatic crimp tool. Uses universal positioner part no. SK2-2* Wire range 20-32AWG</p>  <p>WA22</p>
<p>Universal positioner used with crimp tools AFM8 and WA22. Wire range 20-32AWG</p>  <p>SK2-2</p>	<p>Universal positioner used with the universal hand crimp tool (AF8). Wire range 12-26AWG</p>  <p>UH2-5</p>	<p>Pneumatic crimp tool. Uses universal positioner part no. UH2-5*. Wire range 12-26AWG</p>  <p>WA27F</p>
<p>Extraction tool. Used for removal of 1.0mm contacts from inserts.</p>  <p>50-54931-1</p>	<p>Dust Cap for Receptacle</p>  <p>P29687</p>	<p>Dust Cap for Plug</p>  <p>P31662</p>

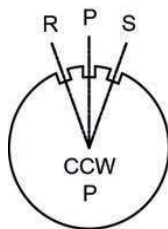
* The universal positioner is not included with the crimp tools and must be ordered separately.

Connector Solutions M23 Elite Series

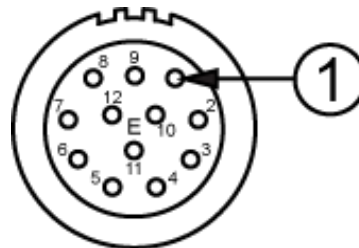
STEP 1 Choose Plug



Standard connector parts mate "E" Plugs with "P" Receptacles, Mating parts use opposite contact types. *example: plug with pin contacts mates with a receptacle using socket contacts.*
Other key code options available not listed here. Please call customer service for assistance when ordering F,G,R,S. See page 12 for connector configurations



STEP 2 Choose Receptacle



SEE TABLE ON NEXT PAGE FOR PART DETAILS

Plugs




Receptacles



Receptacle Kits



Plug Kits

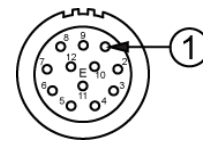


**BULK CABLE starts
on page 23**

Cord Grips (Required only for Receptacle Extension)



Part Number	Type	Cable Range (mm)	Figure Drawings
MA6CG-S1	Cord grip	4.5-7.5mm	6
MA6CG-S2	Cord grip	7.5-11.0mm	6
MA6CG-S3	Cord grip	11.0-15.0mm	6



12 POSITIONS
10A / 160V
Etype
Threaded

Style: Etype Plug Number of Contacts: 12 Contact Size: 1.0mm
Sealing: IP66/67 AWG: 22-18 (0.37 - 0.75 mm²) / 28-24 (0.25 - 0.10 mm²)

Connector Part Numbers

Part Number	Connector Type PLUGS	Style	Contact Type male = pin mates with female = socket ↓Mating Parts↓		Figure Drawings
MA7CAE1200-S1	Plug, straight, threaded 4.5-7.5mm cord grip	E	Pin	Socket	1
MA7CAE1200-S1-KIT	Plug kit, straight, threaded 4.5-7.5mm cord grip	E	Pin		1
MA7CAE1200S-S1-KIT	Plug kit, straight, threaded 4.5-7.5mm cord grip	E		Socket	1
MA7CAE1200-S2	Plug, straight, threaded 7.5-11mm cord grip	E	Pin	Socket	1
MA7CAE1200-S2-KIT	Plug kit, straight, threaded 7.5-11mm cord grip	E	Pin		1
MA7CAE1200S-S2-KIT	Plug kit, straight, threaded 7.5-11mm cord grip	E		Socket	1
MA7CAE1200-S3	Plug, straight, threaded 11-15mm cord grip	E	Pin	Socket	1
MA7CAE1200-S3-KIT	Plug kit, straight, threaded 11-15mm cord grip	E	Pin		1
MA7CAE1200S-S3-KIT	Plug kit, straight, threaded 11-15mm cord grip	E		Socket	1
RECEPTACLES			↑ Mating Parts ↓		
MA7RAP1201	Receptacle, 90° rotatable, threaded Standard Flange (25.7x25.7)	P	Socket	Pin	2
MA7RAP1201-KIT	Receptacle Kit, 90° rotatable, threaded Standard Flange (25.7x25.7)	P		Pin	2
MA7RAP1201S-KIT	Receptacle Kit, 90° rotatable, threaded Standard Flange (25.7x25.7)	P		Pin	2
MA7RAP1202	Receptacle, 90° rotatable, threaded Large Flange (28.0x28.0)	P	Socket	Pin	3
MA7RAP1202-KIT	Receptacle Kit, 90° rotatable, threaded Large Flange (28.0x28.0)	P		Pin	3
MA7RAP1202S-KIT	Receptacle Kit, 90° rotatable, threaded Large Flange (28.0x28.0)	P	Socket		3

*Standard Series receptacles are offered here as additional options for mating with Elite Series plugs.
See Assembly Instructions starting on page 266

Complete datasheets can be found at www.amphenol-sine.com

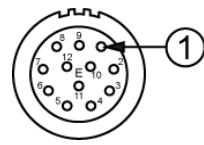
Style: Etype Plug Number of Contacts: 12 Contact Size: 1.0mm
 Sealing: IP66/67 AWG: 22-18 (0.37 - 0.75 mm²) / 28-24 (0.25 -0.10 mm²)

Connector Part Numbers continued

MA1LAP1200*	Receptacle, straight, flange mount, threaded	P	Socket	Pin	4
MA1LAP1200-KIT*	Receptacle kit, straight, threaded, flange mount. Kit includes contacts.	P		Pin	4
MA1LAP1200S-KIT*	Receptacle kit, straight, threaded, flange mount. Kit includes contacts.	P	Socket		4
MA1JAP1200*	Receptacle extension, threaded	P	Socket	Pin	5
↑ Contacts supplied separately see Chart 1					



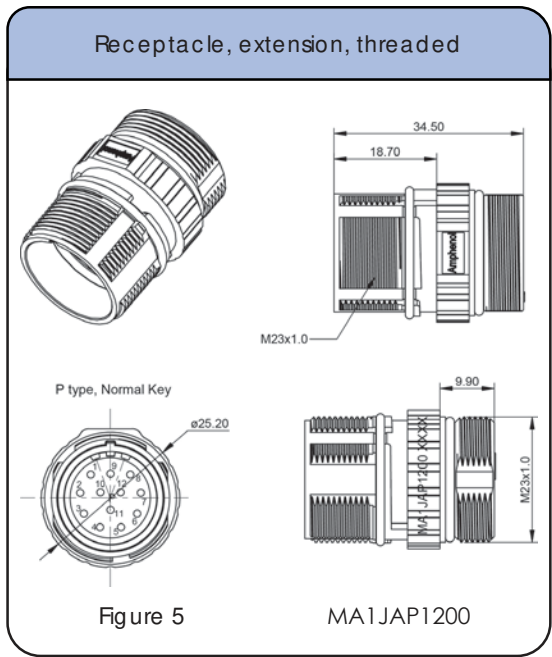
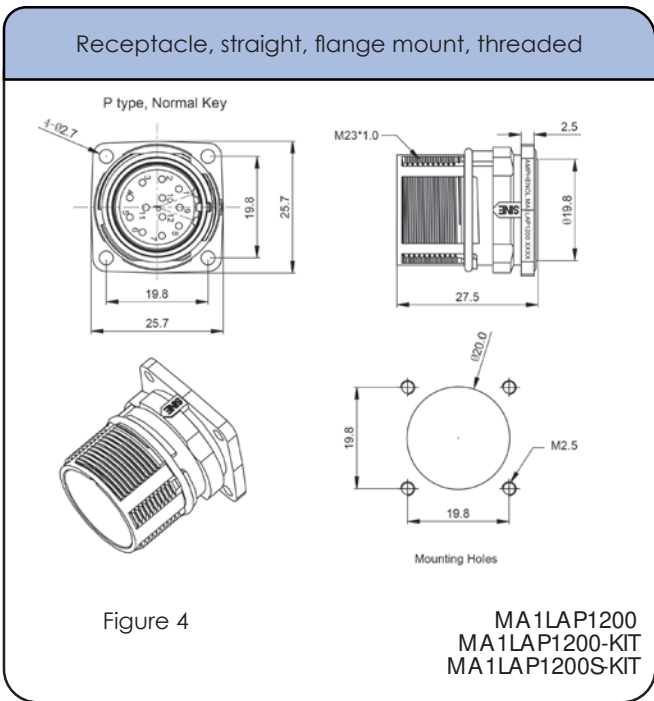
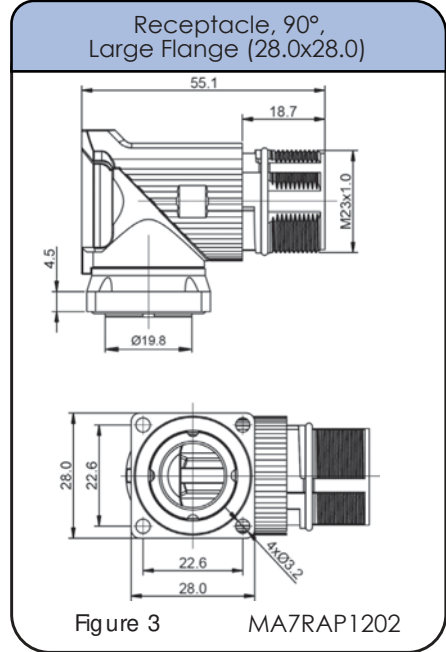
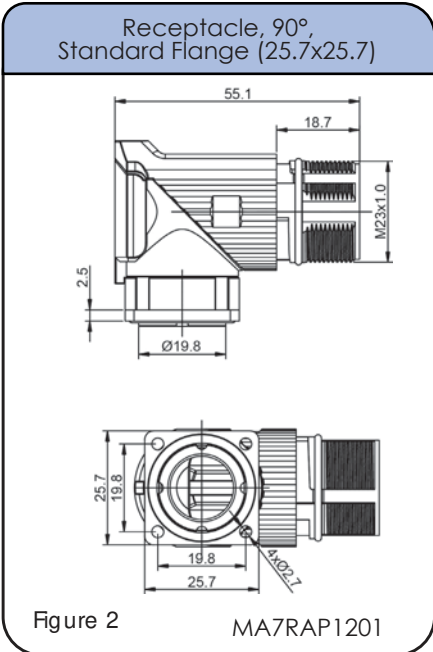
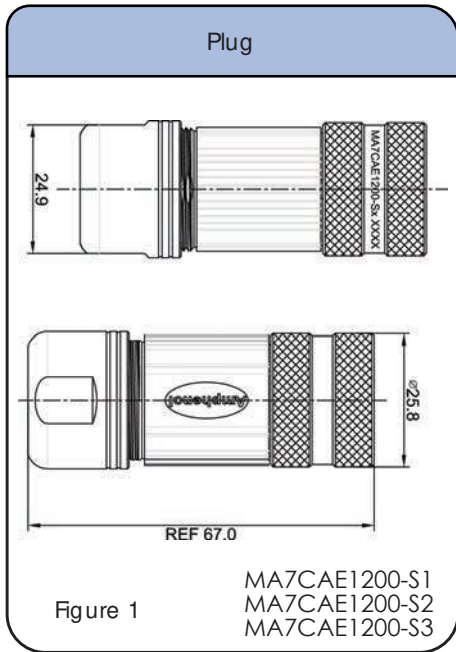
CHART 1		Crimp Contacts, Machined			
Part Number	Pin/Socket	AWG	mm ²	Plating	
SC000035	Pin	22-18	0.37 - 0.75	Gold	
SC000146	Pin	28-24	0.10 - 0.25	Gold	
SC000044	Socket	22-18	0.37 - 0.75	Gold	
SC000030	Socket	28-24	0.10 - 0.25	Gold	



12 POSITIONS
10A / 160V
Etype
Threaded

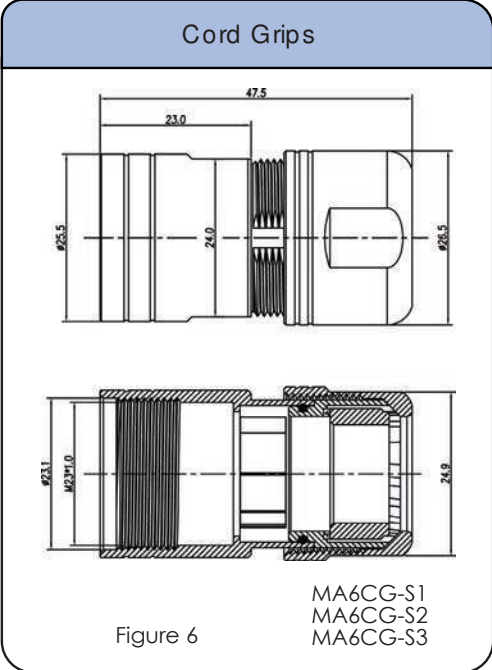
Style: Etype Plug Number of Contacts: 12 Contact Size: 1.0mm
Sealing: IP66/67 AWG: 22-18 (0.37 - 0.75 mm²) / 28-24 (0.25 - 0.10 mm²)

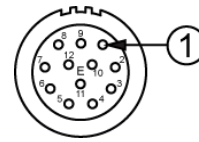
CONNECTOR SOLUTIONS



Style: Etype Plug Number of Contacts: 12 Contact Size: 1.0mm
Sealing: IP66/67 AWG: 22-18 (0.37 - 0.75 mm²) / 28-24 (0.25 - 0.10 mm²)

Connector Drawings continued





12 POSITIONS
10A / 160V
Etype
Threaded

Style: Etype Plug Number of Contacts: 12 Contact Size: 1.0mm
Sealing: IP66/67 AWG: 22-18 (0.37 - 0.75 mm²) / 28-24 (0.25 - 0.10 mm²)

CONNECTOR SOLUTIONS

Tools & Accessories

Universal hand crimp tool. Uses universal positioner part no. SK2-2*
Wire range 20-32AWG



AFM8

Universal hand crimp tool. Uses universal positioner part no. UH2-5*
Wire range 12-26AWG



AF8

Pneumatic crimp tool. Uses universal positioner part no. SK2-2*
Wire range 20-32AWG



WA22

Universal positioner used with crimp tools AFM8 and WA22.
Wire range 20-32AWG



SK2-2

Universal positioner used with the universal hand crimp tool (AF8).
Wire range 12-26AWG



UH2-5

Pneumatic crimp tool. Uses universal positioner part no. UH2-5*.
Wire range 12-26AWG



WA27F

Extraction tool. Used for removal of 1.0mm contacts from inserts.



50-54931-1

Dust Cap for Receptacle



P29687

Dust Cap for Plug, Threaded

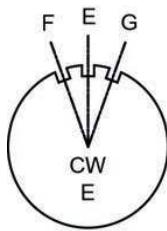


P31660

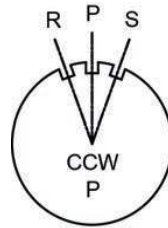
* The universal positioner is not included with the crimp tools and must be ordered separately.

Connector Solutions M23 Elite Series

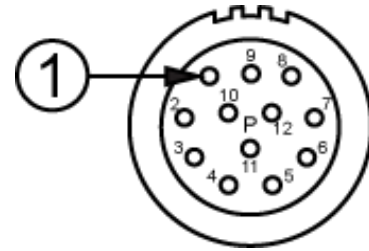
STEP 1 Choose Plug



Standard connector parts mate "E" Plugs with "P" Receptacles, Mating parts use opposite contact types. *example: plug with pin contacts mates with a receptacle using socket contacts.*
Other key code options available not listed here. Please call customer service for assistance when ordering F,G,R,S. See page 12 for connector configurations



STEP 2 Choose Receptacle



Plugs



Receptacles



Receptacle Kits



Plug Kits



**BULK CABLE starts
on page 23**

SEE TABLE ON NEXT PAGE FOR PART DETAILS

Cord Grips (Required only for Receptacle Extension)



Part Number	Type	Cable Range (mm)	Figure Drawings
MA6CG-S1	Cord grip	4.5-7.5mm	6
MA6CG-S2	Cord grip	7.5-11.0mm	6
MA6CG-S3	Cord grip	11.0-15.0mm	6



12 POSITIONS
10A / 160V
P type
Checkmate™

Style: P type Plug Number of Contacts: 12 Contact Size: 1.0mm
Sealing: IP66/67 AWG: 22-18 (0.37 - 0.75 mm²) / 28-24 (0.25 - 0.10 mm²)



CONNECTOR SOLUTIONS

Connector Part Numbers

Part Number	Connector Type PLUGS	Style	Contact Type male = pin mates with female = socket ↓ Mating Parts ↓		Figure Drawings
MA5CAP1200-S1	Plug, straight, Checkmate™ 4.5-7.5mm cord grip	P	Pin	Socket	1
MA5CAP1200-S1-KIT	Plug kit, straight, Checkmate™ 4.5-7.5mm cord grip	P	Pin		1
MA5CAP1200S-S1-KIT	Plug kit, straight, Checkmate™ 4.5-7.5mm cord grip	P		Socket	1
MA5CAP1200-S2	Plug, straight, Checkmate™ 7.5-11mm cord grip	P	Pin	Socket	1
MA5CAP1200-S2-KIT	Plug, straight, Checkmate™ 7.5-11mm cord grip	P	Pin		1
MA5CAP1200S-S2-KIT	Plug, straight, Checkmate™ 7.5-11mm cord grip	P		Socket	1
MA5CAP1200-S3	Plug, straight, Checkmate™ 11-15mm cord grip	P	Pin	Socket	1
MA5CAP1200-S3-KIT	Plug kit, straight, Checkmate™ 11-15mm cord grip	P	Pin		1
MA5CAP1200S-S3-KIT	Plug kit, straight, Checkmate™ 11-15mm cord grip	P		Socket	1
RECEPTACLES			↑ Mating Parts ↑		
MA5RAE1201	Receptacle, 90° rotatable, Checkmate™ Standard Flange (25.7x25.7)	E	Socket	Pin	2
MA5RAE1201-KIT	Receptacle Kit, 90° rotatable, Checkmate™ Standard Flange (25.7x25.7)	E		Pin	2
MA5RAE1201S-KIT	Receptacle Kit, 90° rotatable, Checkmate™ Standard Flange (25.7x25.7)	E	Socket		2
MA5RAE1202	Receptacle, 90° rotatable, Checkmate™ Large Flange (28.0x28.0)	E	Socket	Pin	2
MA5RAE1202-KIT	Receptacle Kit, 90° rotatable, Checkmate™ Large Flange (28.0x28.0)	E		Pin	2

*Standard Series receptacles are offered here as additional options for mating with Elite Series plugs.
See Assembly Instructions starting on page 266

Complete datasheets can be found at www.amphenol-sine.com

Style: P type Plug Number of Contacts: 12 Contact Size: 1.0mm
 Sealing: IP66/67 AWG: 22-18 (0.37 - 0.75 mm²) / 28-24 (0.25 - 0.10 mm²)

Connector Part Numbers continued

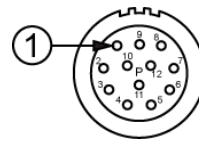
MA5RAE1202S-KIT	Receptacle Kit, 90° rotatable, Checkmate™ Large Flange (28.0x28.0)	E	Socket		2
MA2LAE1200*	Receptacle, straight, flange mount, Checkmate™	E	Socket	Pin	3
MA2LAE1200-KIT*	Receptacle kit, straight, flange mount, Checkmate™	E		Pin	3
MA2LAE1200S-KIT*	Receptacle kit, straight, flange mount, Checkmate™	E	Socket		3
MA2JAE1200*	Receptacle extension, Checkmate™	E	Socket	Pin	4
↑ Contacts supplied separately see Chart 1 page 46					



CHART 1

Crimp Contacts, Machined

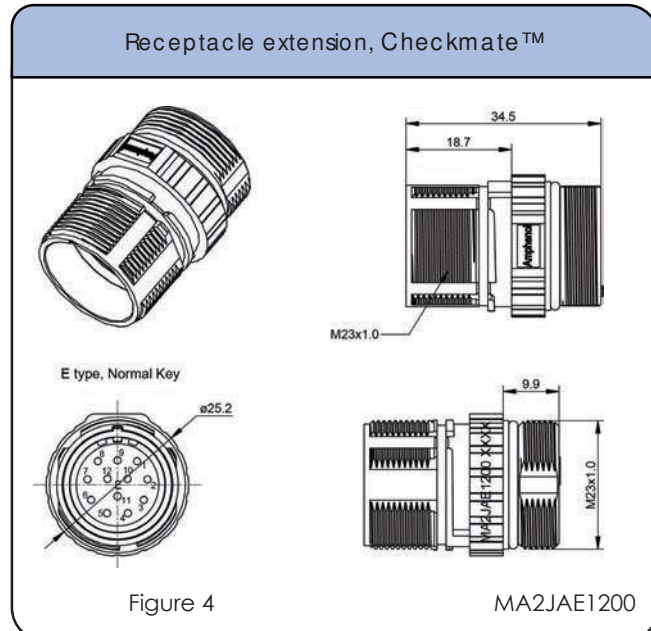
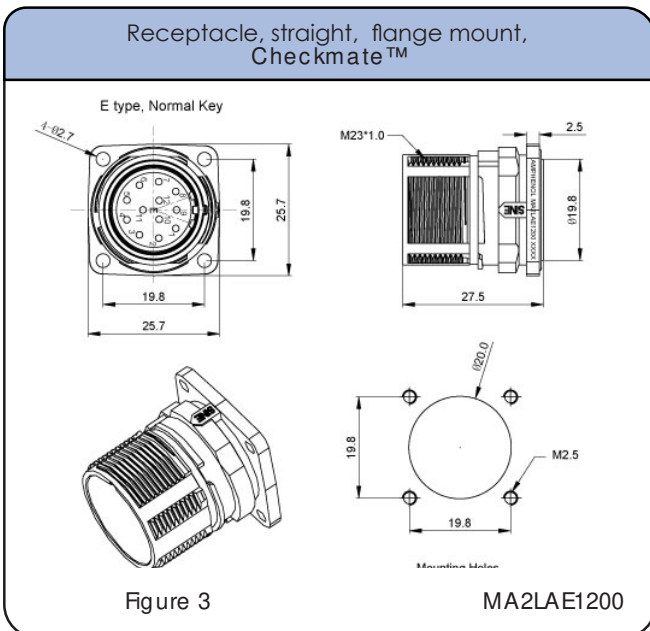
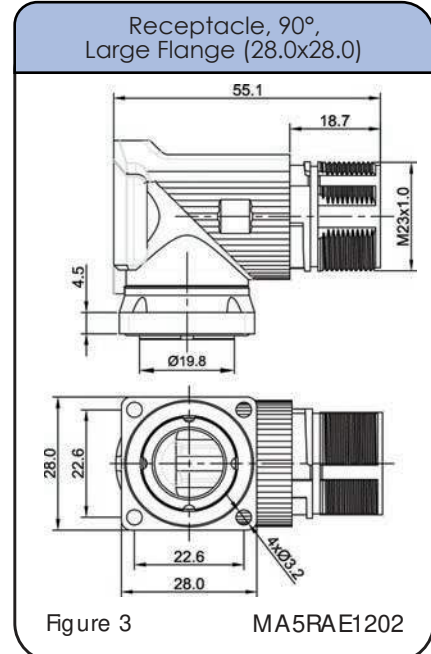
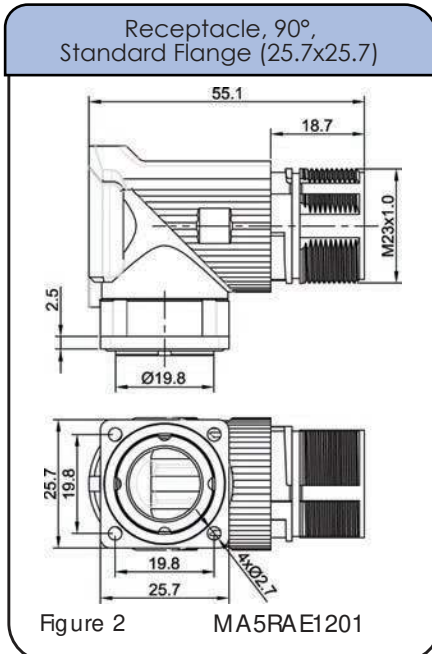
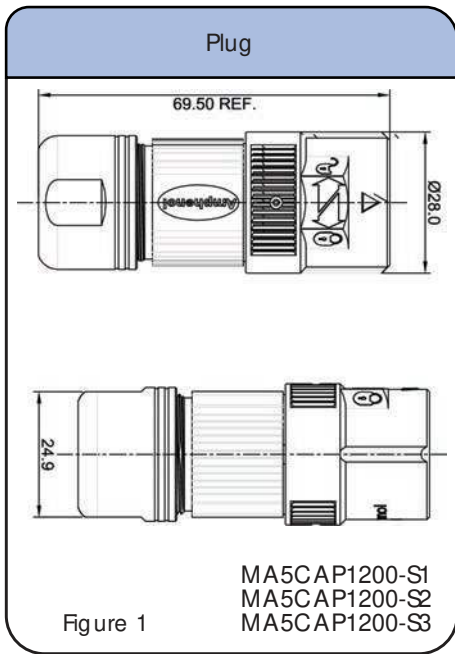
Part Number	Pin/Socket	AWG	mm ²	Plating
SC000035	Pin	22-18	0.37 - 0.75	Gold
SC000146	Pin	28-24	0.10 - 0.25	Gold
SC000044	Socket	22-18	0.37 - 0.75	Gold
SC000030	Socket	28-24	0.10 - 0.25	Gold



12 POSITIONS
10A / 160V
P type
Checkmate™

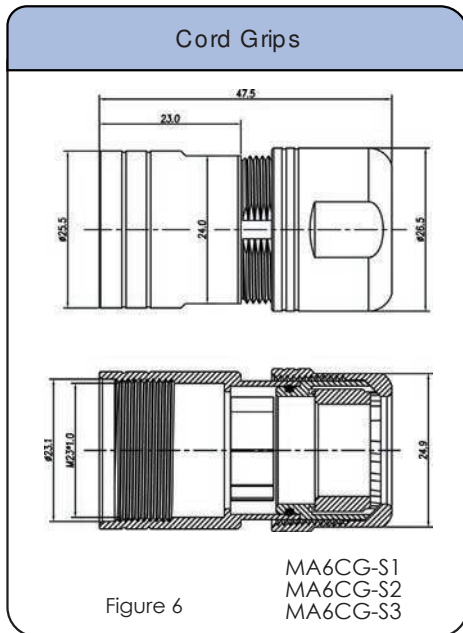
Style: P type Plug Number of Contacts: 12 Contact Size: 1.0mm
Sealing: IP66/67 AWG: 22-18 (0.37 - 0.75 mm²) / 28-24 (0.25 - 0.10 mm²)

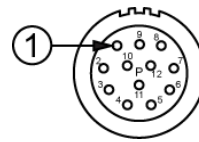
CONNECTOR SOLUTIONS



Complete datasheets can be found at www.amphenol-sine.com

Style: P type Plug Number of Contacts: 12 Contact Size: 1.0mm
Sealing: IP66/67 AWG: 22-18 (0.37 - 0.75 mm²) / 28-24 (0.25 - 0.10 mm²)












12 POSITIONS
10A / 160V
P type
Checkmate™

Style: P type Plug Number of Contacts: 12 Contact Size: 1.0mm
Sealing: IP66/67 AWG: 22-18 (0.37 - 0.75 mm²) / 28-24 (0.25 - 0.10 mm²)

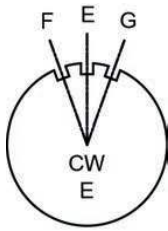
Tools & Accessories

<p>Universal hand crimp tool. Uses universal positioner part no. SK2-2* Wire range 20-32AWG</p>  <p>AFM8</p>	<p>Universal hand crimp tool. Uses universal positioner part no. UH2-5* Wire range 12-26AWG</p>  <p>AF8</p>	<p>Pneumatic crimp tool. Uses universal positioner part no. SK2-2* Wire range 20-32AWG</p>  <p>WA22</p>
<p>Universal positioner is used with crimp tools AFM8 and WA22. Wire range 20-32AWG</p>  <p>SK2-2</p>	<p>Universal positioner is used with the universal hand crimp tool (AF8). Wire range 12-26AWG</p>  <p>UH2-5</p>	<p>Pneumatic crimp tool. Uses universal positioner part no. UH2-5*. Wire range 12-26AWG</p>  <p>WA27F</p>
<p>Extraction tool. Used for removal of 1.0mm contacts from inserts.</p>  <p>50-54931-1</p>	<p>Dust Cap for Receptacle</p>  <p>P29687</p>	<p>Dust Cap for Plug, Checkmate™</p>  <p>P31662</p>

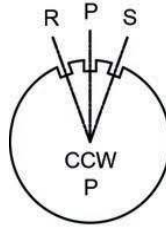
* The universal positioner is not included with the crimp tools and must be ordered separately.

Connector Solutions M23 Elite Series

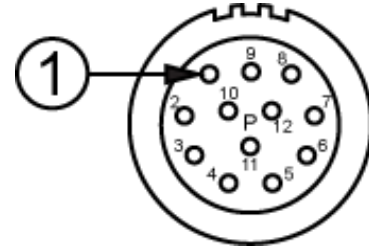
STEP 1 Choose Plug



Standard connector parts mate "E" Plugs with "P" Receptacles, Mating parts use opposite contact types. *example: plug with pin contacts mates with a receptacle using socket contacts.*
Other key code options available not listed here. Please call customer service for assistance when ordering F,G,R,S. See page 12 for connector configurations



STEP 2 Choose Receptacle



SEE TABLE ON NEXT PAGE FOR PART DETAILS

Plugs



Plug Kits



Receptacles



Receptacle Kit

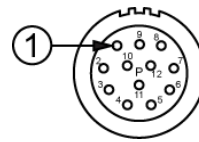


**BULK CABLE starts
on page 23**

Cord Grips (Required only for Receptacle Extension)



Part Number	Type	Cable Range (mm)	Figure Drawings
MA6CG-S1	Cord grip	4.5-7.5mm	6
MA6CG-S2	Cord grip	7.5-11.0mm	6
MA6CG-S3	Cord grip	11.0-15.0mm	6



12 POSITIONS
10A / 160V
P type
Threaded

Style: P type Plug Number of Contacts: 12 Contact Size: 1.0mm
Sealing: IP66/67 AWG: 18-22 (0.37 - 0.75 mm²) / 28-24 (0.25 - 0.10 mm²)

Connector Part Numbers

Part Number	Connector Type PLUGS	Style	Contact Type male = pin mates with female = socket ↓Mating Parts↓		Figure Drawings
MA7CAP1200-S1	Plug, straight, threaded 4.5-7.5mm cord grip	P	Pin	Socket	1
MA7CAP1200-S1-KIT	Plug kit, straight, threaded 4.5-7.5mm cord grip	P	Pin		1
MA7CAP1200S-S1-KIT	Plug kit, straight, threaded 4.5-7.5mm cord grip	P		Socket	1
MA7CAP1200-S2	Plug, straight, threaded 7.5-11mm cord grip	P	Pin	Socket	1
MA7CAP1200-S2-KIT	Plug kit, straight, threaded 7.5-11mm cord grip	P	Pin		1
MA7CAP1200S-S2-KIT	Plug kit, straight, threaded 7.5-11mm cord grip	P		Socket	1
MA7CAP1200-S3	Plug, straight, threaded 11-15mm cord grip	P	Pin	Socket	1
MA7CAP1200-S3-KIT	Plug kit, straight, threaded 11-15mm cord grip	P	Pin		1
MA7CAP1200S-S3-KIT	Plug kit, straight, threaded 11-15mm cord grip	P		Socket	1
RECEPTACLES			↑ Mating Parts ↓		
MA7RAE1201	Receptacle, 90° rotatable, threaded Standard Flange (25.7x25.7)	E	Socket	Pin	2
MA7RAE1201-KIT	Receptacle Kit, 90° rotatable, threaded Standard Flange (25.7x25.7)	E		Pin	2
MA7RAE1201S-KIT	Receptacle Kit, 90° rotatable, threaded Standard Flange (25.7x25.7)	E	Socket		2
MA7RAE1202	Receptacle, 90° rotatable, threaded Large Flange (28.0x28.0)	E	Socket	Pin	3
MA7RAE1202-KIT	Receptacle Kit, 90° rotatable, threaded Large Flange (28.0x28.0)	E	Socket	Pin	3
MA7RAE1202S-KIT	Receptacle Kit, 90° rotatable, threaded Large Flange (28.0x28.0)	E	Socket	Pin	3

*Standard Series receptacles are offered here as additional options for mating with Elite Series plugs.
See Assembly Instructions starting on page 266

Complete datasheets can be found at www.amphenol-sine.com

Style: P type Plug Number of Contacts: 12 Contact Size: 1.0mm
 Sealing: IP66/67 AWG: 18-22 (0.37 - 0.75 mm²) / 28-24 (0.25 - 0.10 mm²)

Connector Part Numbers continued

MA1LAE1200*	Receptacle, straight, flange mount, threaded	E	Socket	Pin	4
MA1LAE1200-KIT*	Receptacle kit, straight, threaded. Kit includes contacts.	E		Pin	4
MA1LAE1200S-KIT*	Receptacle kit, straight, threaded. Kit includes contacts.	E	Socket		4
MA1JAE1200*	Receptacle extension, threaded	E	Socket	Pin	5
↑ Contacts supplied separately see Chart 1 page 52					



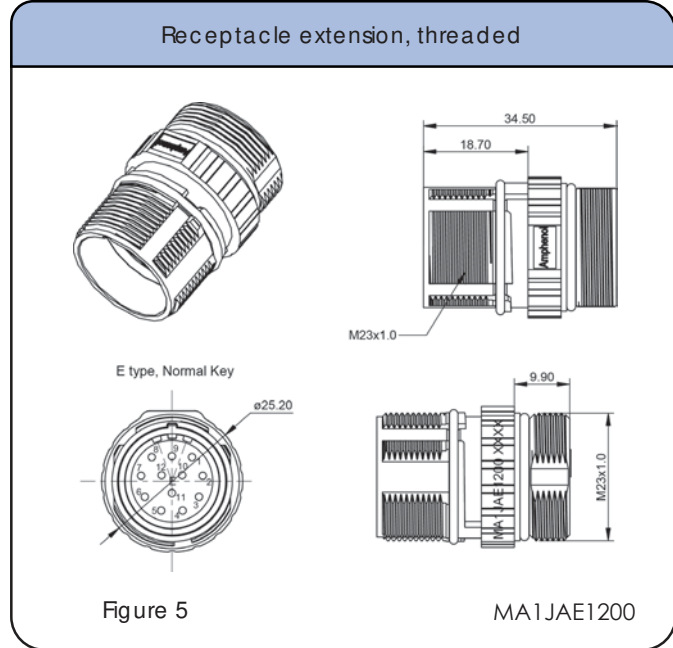
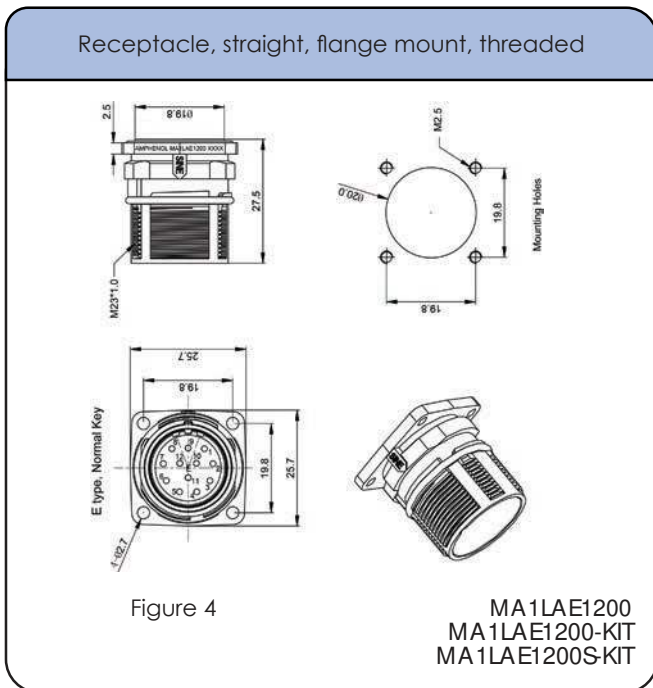
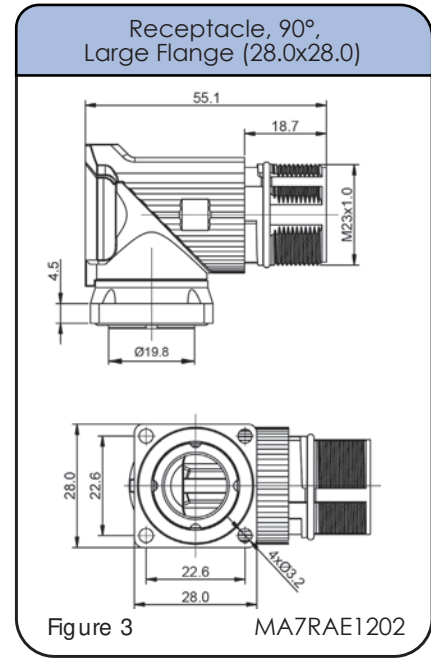
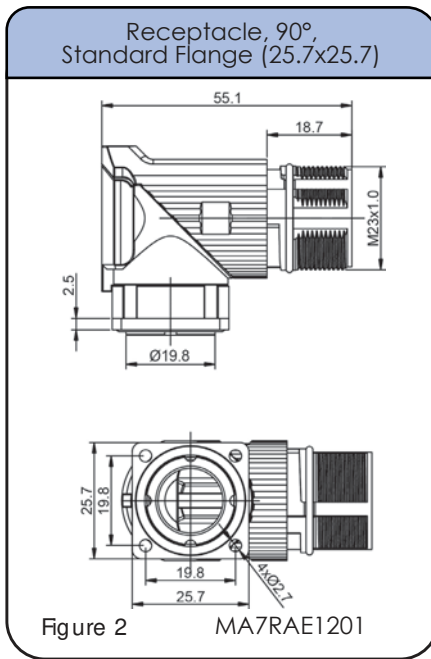
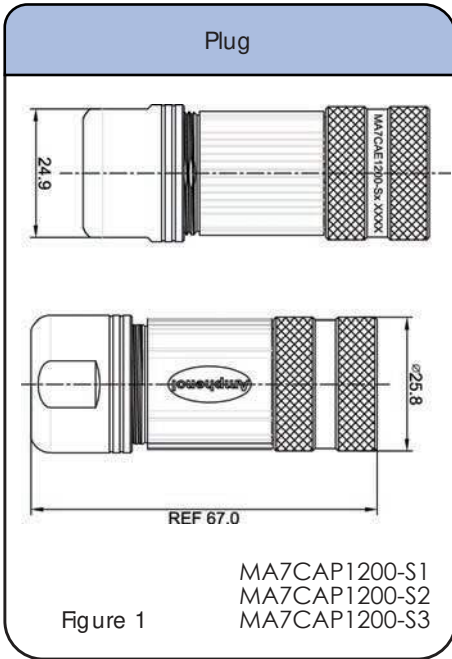
CHART 1 Crimp Contacts, Machined

Part Number	Pin/Socket	AWG	mm ²	Plating
SC000035	Pin	22-18	0.37 - 0.75	Gold
SC000146	Pin	28-24	0.10 - 0.25	Gold
SC000044	Socket	22-18	0.37 - 0.75	Gold
SC000030	Socket	28-24	0.10 - 0.25	Gold



12 POSITIONS
10A / 160V
P type
Threaded

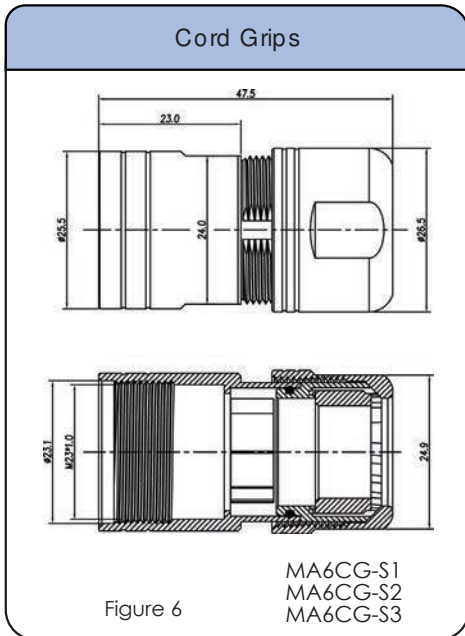
Style: P type Plug Number of Contacts: 12 Contact Size: 1.0mm
Sealing: IP66/67 AWG: 18-22 (0.37 - 0.75 mm²) / 28-24 (0.25 - 0.10 mm²)

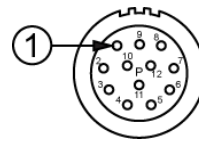


Complete datasheets can be found at www.amphenol-sine.com

Style: P type Plug Number of Contacts: 12 Contact Size: 1.0mm
Sealing: IP66/67 AWG: 18-22 (0.37 - 0.75 mm²) / 28-24 (0.25 - 0.10 mm²)

Connector Drawings continued














12 POSITIONS
10A / 160V
P type
Threaded

Style: P type Plug Number of Contacts: 12 Contact Size: 1.0mm
Sealing: IP66/67 AWG: 18-22 (0.37 - 0.75 mm²) / 28-24 (0.25 - 0.10 mm²)

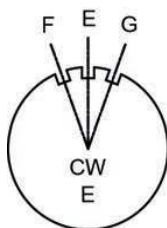
Tools & Accessories

<p>Universal hand crimp tool. Uses universal positioner part no. SK2-2* Wire range 20-32AWG</p>  <p>AFM8</p>	<p>Universal hand crimp tool. Uses universal positioner part no. UH2-5* Wire range 12-26AWG</p>  <p>AF8</p>	<p>Pneumatic crimp tool. Uses universal positioner part no. SK2-2* Wire range 20-32AWG</p>  <p>WA22</p>
<p>Universal positioner is used with crimp tools AFM8 and WA22. Wire range 20-32AWG</p>  <p>SK2-2</p>	<p>Universal positioner is used with the universal hand crimp tool (AF8). Wire range 12-26AWG</p>  <p>UH2-5</p>	<p>Pneumatic crimp tool. Uses universal positioner part no. UH2-5*. Wire range 12-26AWG</p>  <p>WA27F</p>
<p>Extraction tool. Used for removal of 1.0mm contacts from inserts.</p>  <p>50-54931-1</p>	<p>Dust Cap for Receptacle</p>  <p>P29687</p>	<p>Dust Cap for Plug, Threaded</p>  <p>P31660</p>

* The universal positioner is not included with the crimp tools and must be ordered separately.

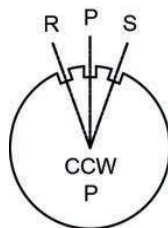
Connector Solutions M23 Elite Series

STEP 1 Choose Plug

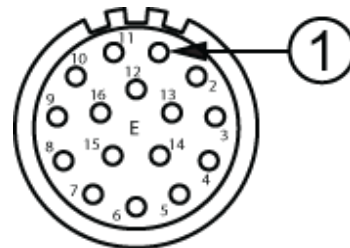


Standard connector parts mate "E" Plugs with "P" Receptacles, Mating parts use opposite contact types. *example: plug with pin contacts mates with a receptacle using socket contacts.*

Other key code options available not listed here. Please call customer service for assistance when ordering F,G,R,S. See page 12 for connector configurations



STEP 2 Choose Receptacle



SEE TABLE ON NEXT PAGE FOR PART DETAILS

Plugs



Receptacles



Receptacle Kit



Plug Kits



**BULK CABLE starts
on page 23**

Cord Grips (Required only for Receptacle Extension)



Part Number	Type	Cable Range (mm)	Figure Drawings
MA6CG-S1	Cord grip	4.5-7.5mm	6
MA6CG-S2	Cord grip	7.5-11.0mm	6
MA6CG-S3	Cord grip	11.0-15.0mm	6



16 POSITIONS
9A / 125V
E type
Checkmate™

Style: E type Plug Number of Contacts: 16 Contact Size: 1.0mm
Sealing: IP66/67 AWG: 22-18 (0.37 - 0.75 mm²) / 28-24 (0.25 - 0.10 mm²)



Connector Part Numbers

Part Number	Connector Type PLUGS	Style	Contact Type male = pin mates with female = socket ↓Mating Parts↓		Figure Drawings
MA5CAE1600-S1	Plug, straight, Checkmate™ 4.5-7.5mm cord grip	E	Pin	Socket	1
MA5CAE1600-S1-KIT	Plug Kit, straight, Checkmate™ 4.5-7.5mm cord grip	E	Pin		1
MA5CAE1600S-S1-KIT	Plug Kit, straight, Checkmate™ 4.5-7.5mm cord grip	E		Socket	1
MA5CAE1600-S2	Plug, straight, Checkmate™ 7.5-11mm cord grip	E	Pin	Socket	1
MA5CAE1600-S2-KIT	Plug Kit, straight, Checkmate™ 7.5-11mm cord grip	E	Pin		1
MA5CAE1600S-S2-KIT	Plug Kit, straight, Checkmate™ 7.5-11mm cord grip	E		Socket	1
MA5CAE1600-S3	Plug, straight, Checkmate™ 11-15mm cord grip	E	Pin	Socket	1
MA5CAE1600-S3-KIT	Plug Kit, straight, Checkmate™ 11-15mm cord grip	E	Pin		1
MA5CAE1600S-S3-KIT	Plug Kit, straight, Checkmate™ 11-15mm cord grip	E		Socket	1
RECEPTACLES			↑ Mating Parts ↑		
MA5RAP1601	Receptacle, 90° rotatable, Checkmate™ Standard Flange (25.7x25.7)	P	Socket	Pin	2
MA5RAP1601-KIT	Receptacle Kit, 90° rotatable, Checkmate™ Standard Flange (25.7x25.7)	P		Pin	2
MA5RAP1601S-KIT	Receptacle Kit, 90° rotatable, Checkmate™ Standard Flange (25.7x25.7)	P	Socket		2
MA5RAP1602	Receptacle, 90° rotatable, Checkmate™ Large Flange (28.0x28.0)	P	Socket	Pin	3
MA5RAP1602-KIT	Receptacle, 90° rotatable, Checkmate™ Large Flange (28.0x28.0)	P		Pin	3

*Standard Series receptacles are offered here as additional options for mating with Elite Series plugs.
See Assembly Instructions starting on page 266

Complete datasheets can be found at www.amphenol-sine.com

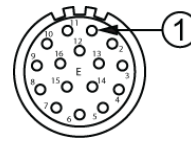
Style: Etype Plug Number of Contacts: 16 Contact Size: 1.0mm
 Sealing: IP66/67 AWG: 22-18 (0.37 - 0.75 mm²) / 28-24 (0.25 -0.10 mm²)

Connector Part Numbers continued

MA5RAP1602S-KIT	Receptacle, 90° rotatable, Checkmate™ Large Flange (28.0x28.0)	P	Socket		3
MA2LAP1600*	Receptacle, straight, flange mount, Checkmate™	P	Socket	Pin	4
MA2LAP1600-KIT*	Receptacle Kit, straight, flange mount, Checkmate™	P		Pin	4
MA2LAP1600S-KIT*	Receptacle Kit, straight, flange mount, Checkmate™	P	Socket		4
MA2JAP1600*	Receptacle extension, Checkmate™	P	Socket	Pin	5
↑ Contacts supplied separately see Chart 1					



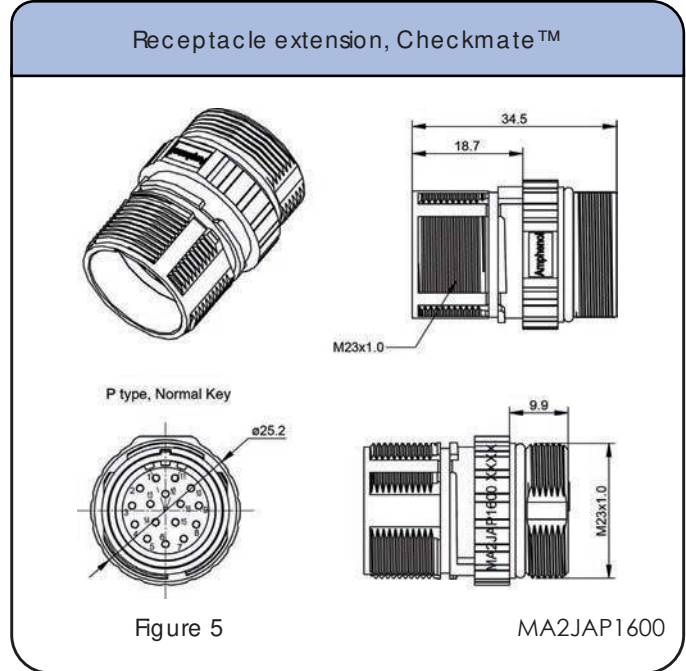
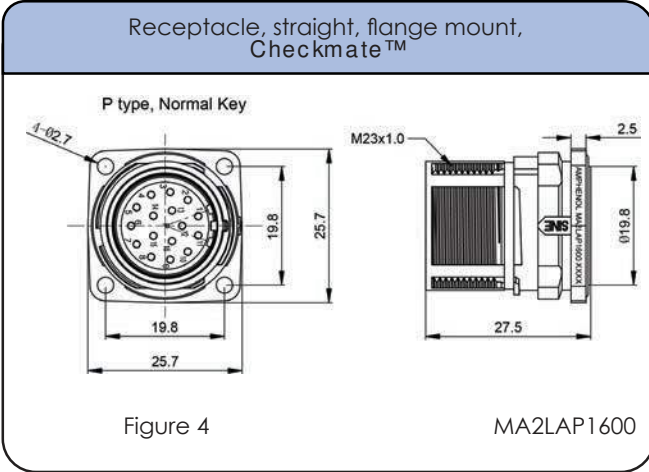
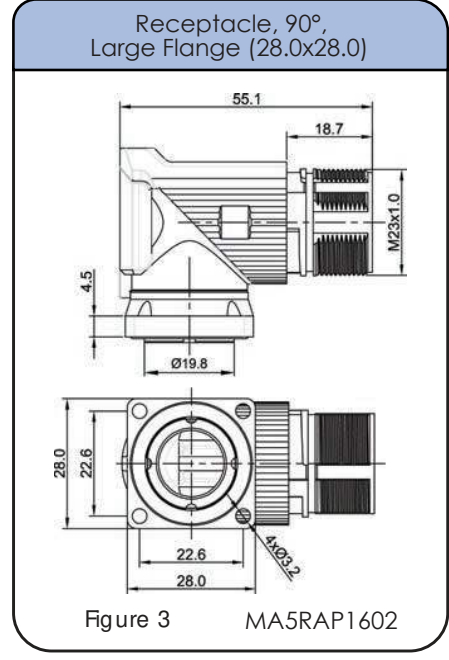
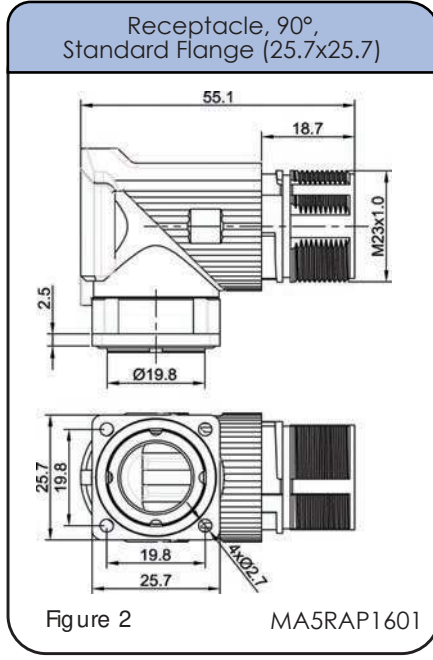
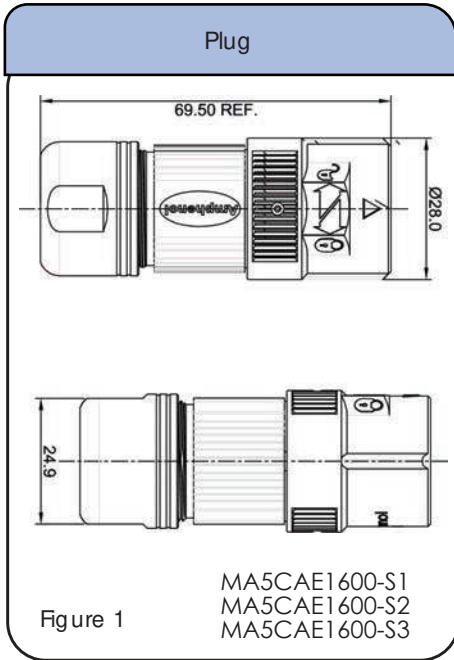
CHART 1		Crimp Contacts, Machined			
Part Number	Pin/Socket	AWG	mm ²	Plating	
SC000035	Pin	22-18	0.37 - 0.75	Gold	
SC000146	Pin	28-24	0.10 - 0.25	Gold	
SC000044	Socket	22-18	0.37 - 0.75	Gold	
SC000030	Socket	28-24	0.10 - 0.25	Gold	



16 POSITIONS
9A / 125V
E type
Checkmate™

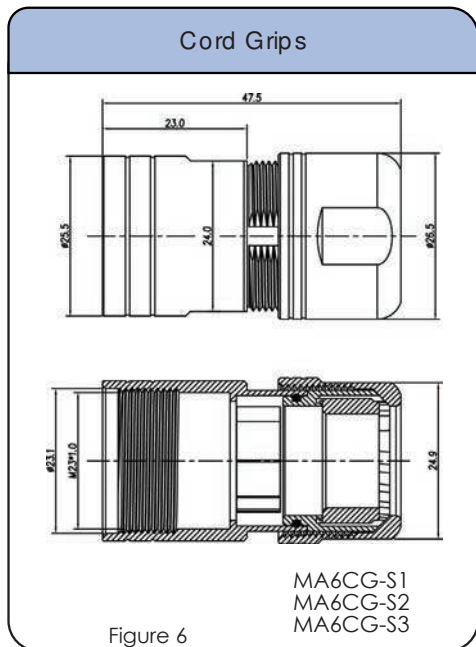
Style: Etype Plug Number of Contacts: 16 Contact Size: 1.0mm
Sealing: IP66/67 AWG: 22-18 (0.37 - 0.75 mm²) / 28-24 (0.25 - 0.10 mm²)

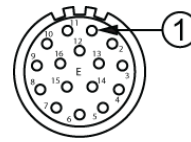
CONNECTOR SOLUTIONS



Style: Etype Plug Number of Contacts: 16 Contact Size: 1.0mm
Sealing: IP66/67 AWG: 22-18 (0.37 - 0.75 mm²) / 28-24 (0.25 - 0.10 mm²)

Connector Drawings continued














16 POSITIONS
9A / 125V
Etype
Checkmate™

Style: Etype Plug Number of Contacts: 16 Contact Size: 1.0mm
Sealing: IP66/67 AWG: 22-18 (0.37 - 0.75 mm²) / 28-24 (0.25 - 0.10 mm²)

CONNECTOR SOLUTIONS

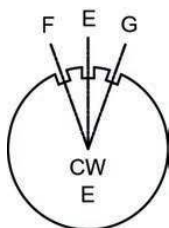
Tools & Accessories

<p>Universal hand crimp tool. Uses universal positioner part no. SK2-2* Wire range 20-32AWG</p>  <p>AFM8</p>	<p>Universal hand crimp tool. Uses universal positioner part no. UH2-5* Wire range 12-26AWG</p>  <p>AF8</p>	<p>Pneumatic crimp tool. Uses universal positioner part no. SK2-2* Wire range 20-32AWG</p>  <p>WA22</p>
<p>Universal positioner is used with crimp tools AFM8 and WA22. Wire range 20-32AWG</p>  <p>SK2-2</p>	<p>Universal positioner is used with the universal hand crimp tool (AF8). Wire range 12-26AWG</p>  <p>UH2-5</p>	<p>Pneumatic crimp tool. Uses universal positioner part no. UH2-5*. Wire range 12-26AWG</p>  <p>WA27F</p>
<p>Extraction tool. Used for removal of 1.0mm contacts from inserts.</p>  <p>50-54931-1</p>	<p>Dust Cap for Receptacle</p>  <p>P29687</p>	<p>Dust Cap for Plug, Checkmate™</p>  <p>P31662</p>

* The universal positioner is not included with the crimp tools and must be ordered separately.

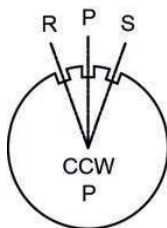
Connector Solutions M23 Elite Series

STEP 1 Choose Plug

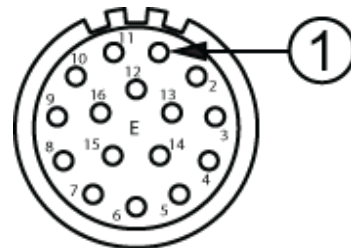


Standard connector parts mate "E" Plugs with "P" Receptacles, Mating parts use opposite contact types. *example: plug with pin contacts mates with a receptacle using socket contacts.*

Other key code options available not listed here. Please call customer service for assistance when ordering F,G,R,S. See page 23 for connector configurations



STEP 2 Choose Receptacle



Plugs




Receptacles



Receptacle Kit



Plug Kits



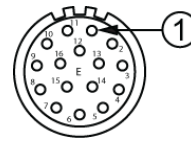
**BULK CABLE starts
on page 23**

SEE TABLE ON NEXT PAGE FOR PART DETAILS

Cord Grips (Required only for Receptacle Extension)



Part Number	Type	Cable Range (mm)	Figure Drawings
MA6CG-S1	Cord grip	4.5-7.5mm	6
MA6CG-S2	Cord grip	7.5-11.0mm	6
MA6CG-S3	Cord grip	11.0-15.0mm	6



16 POSITIONS
9A / 125V
Etype
Threaded

Style: Etype Plug Number of Contacts: 16 Contact Size: 1.0mm
Sealing: IP66/67 AWG: 22-18 (0.37 - 0.75 mm²) / 28-24 (0.25 - 0.10 mm²)

Connector Part Numbers

Part Number	Connector Type PLUGS	Style	Contact Type male = pin mates with female = socket ↓Mating Parts↓		Figure Drawings
MA7CAE1600-S1	Plug, straight, threaded 4.5-7.5mm cord grip	E	Pin	Socket	1
MA7CAE1600-S1-KIT	Plug Kit, straight, threaded 4.5-7.5mm cord grip	E	Pin		1
MA7CAE1600S-S1-KIT	Plug Kit, straight, threaded 4.5-7.5mm cord grip	E		Socket	1
MA7CAE1600-S2	Plug, straight, threaded 7.5-11mm cord grip	E	Pin	Socket	1
MA7CAE1600-S2-KIT	Plug Kit, straight, threaded 7.5-11mm cord grip	E	Pin		1
MA7CAE1600S-S2-KIT	Plug Kit, straight, threaded 7.5-11mm cord grip	E		Socket	1
MA7CAE1600-S3	Plug, straight, threaded 11-15mm cord grip	E	Pin	Socket	1
MA7CAE1600-S3-KIT	Plug Kit, straight, threaded 11-15mm cord grip	E	Pin		1
MA7CAE1600S-S3-KIT	Plug Kit, straight, threaded 11-15mm cord grip	E		Socket	1
RECEPTACLES			↑ Mating Parts ↑		
MA7RAP1601	Receptacle, 90° rotatable, threaded Standard Flange (25.7x25.7)	P	Socket	Pin	2
MA7RAP1601-KIT	Receptacle Kit, 90° rotatable, threaded Standard Flange (25.7x25.7)	P		Pin	2
MA7RAP1601S-KIT	Receptacle Kit, 90° rotatable, threaded Standard Flange (25.7x25.7)	P	Socket		2
MA7RAP1602	Receptacle, 90° rotatable, threaded Large Flange (28.0x28.0)	P	Socket	Pin	3
MA7RAP1602-KIT	Receptacle Kit, 90° rotatable, threaded Large Flange (28.0x28.0)	P		Pin	3
MA7RAP1602S-KIT	Receptacle Kit, 90° rotatable, threaded Large Flange (28.0x28.0)	P	Socket		3
MA1LAP1600*	Receptacle, straight, flange mount, threaded	P	Socket	Pin	4

*Standard Series receptacles are offered here as additional options for mating with Elite Series plugs.
See Assembly Instructions starting on page 266
Complete datasheets can be found at www.amphenol-sine.com

Style: Etype Plug Number of Contacts: 16 Contact Size: 1.0mm
 Sealing: IP66/67 AWG: 22-18 (0.37 - 0.75 mm²) / 28-24 (0.25 - 0.10 mm²)

Connector Part Numbers continued

MA1LAP1600-KIT*	Receptacle Kit, threaded. Kit includes contacts.	P		Pin	4
MA1LAP1600S-KIT*	Receptacle Kit, threaded. Kit includes contacts.	P	Socket		4
MA1JAP1600*	Receptacle extension, threaded	P	Socket	Pin	5

↑ Contacts supplied separately see Chart 1 page 64



CHART 1 Crimp Contacts, Machined

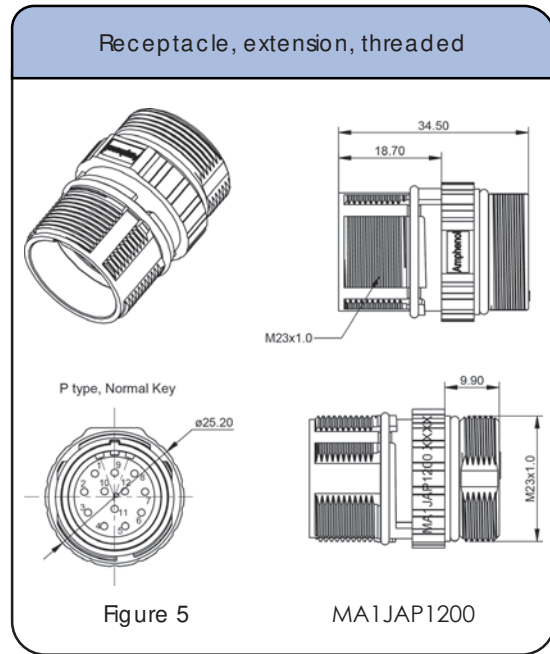
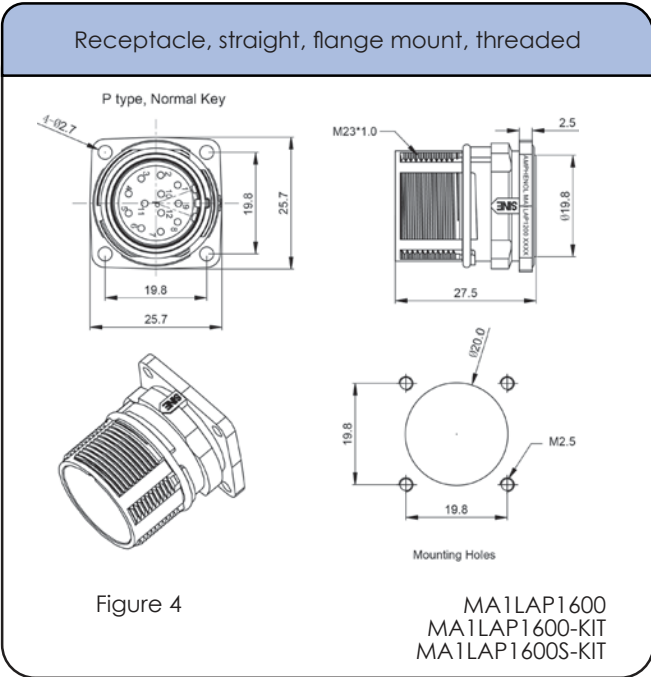
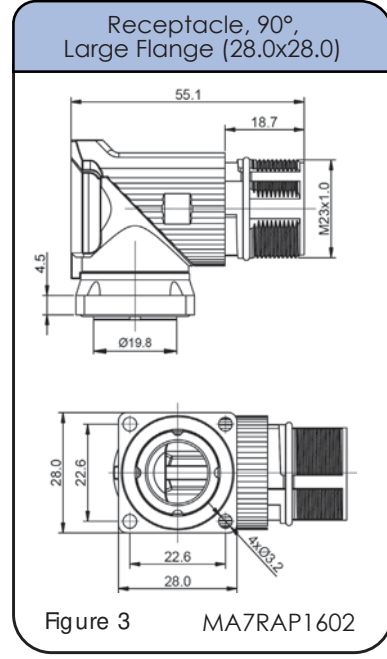
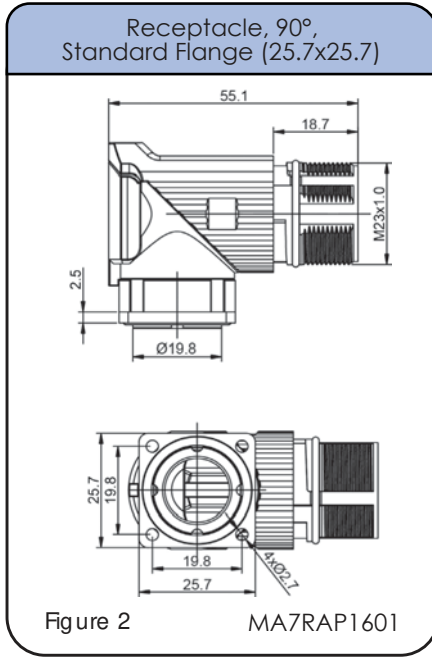
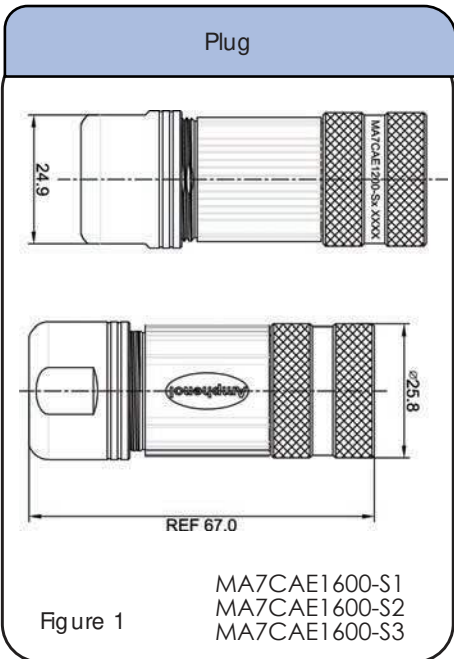
Part Number	Pin/Socket	AWG	mm ²	Plating
SC000035	Pin	22-18	0.37 - 0.75	Gold
SC000146	Pin	28-24	0.10 - 0.25	Gold
SC000044	Socket	22-18	0.37 - 0.75	Gold
SC000030	Socket	28-24	0.10 - 0.25	Gold



16 POSITIONS
9A / 125V
Etype
Threaded

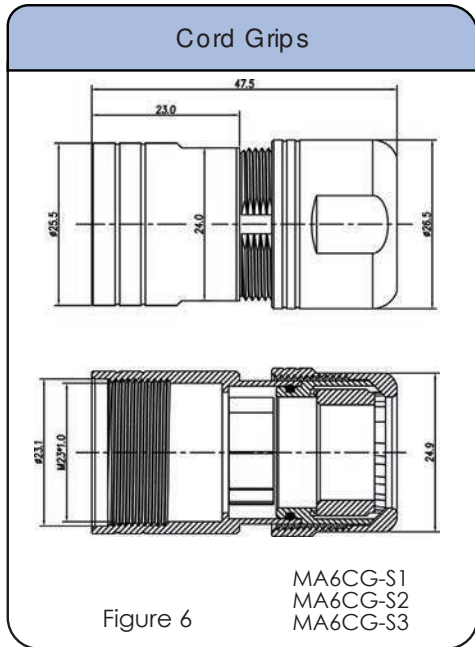
Style: Etype Plug Number of Contacts: 16 Contact Size: 1.0mm
Sealing: IP66/67 AWG: 22-18 (0.37 - 0.75 mm²) / 28-24 (0.25 - 0.10 mm²)

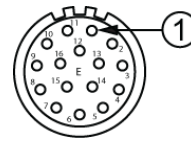
CONNECTOR SOLUTIONS



Style: Etype Plug Number of Contacts: 16 Contact Size: 1.0mm
Sealing: IP66/67 AWG: 22-18 (0.37 - 0.75 mm²) / 28-24 (0.25 - 0.10 mm²)

Connector Drawings continued














16 POSITIONS
9A / 125V
Etype
Threaded

Style: Etype Plug Number of Contacts: 16 Contact Size: 1.0mm
Sealing: IP66/67 AWG: 22-18 (0.37 - 0.75 mm²) / 28-24 (0.25 - 0.10 mm²)

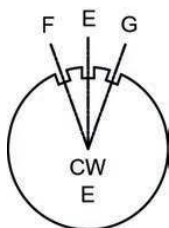
Tools & Accessories

<p>Universal hand crimp tool. Uses universal positioner part no. SK2-2* Wire range 20-32AWG</p>  <p>AFM8</p>	<p>Universal hand crimp tool. Uses universal positioner part no. UH2-5* Wire range 12-26AWG</p>  <p>AF8</p>	<p>Pneumatic crimp tool. Uses universal positioner part no. SK2-2* Wire range 20-32AWG</p>  <p>WA22</p>
<p>Universal positioner is used with crimp tools AFM8 and WA22. Wire range 20-32AWG</p>  <p>SK2-2</p>	<p>Universal positioner is used with the universal hand crimp tool (AF8). Wire range 12-26AWG</p>  <p>UH2-5</p>	<p>Pneumatic crimp tool. Uses universal positioner part no. UH2-5* Wire range 12-26AWG</p>  <p>WA27F</p>
<p>Extraction tool. Used for removal of 1.0mm contacts from inserts.</p>  <p>50-54931-1</p>	<p>Dust Cap for Receptacle</p>  <p>P29687</p>	<p>Dust Cap for Plug, Threaded</p>  <p>P31660</p>

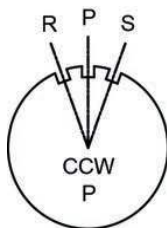
* The universal positioner is not included with the crimp tools and must be ordered separately.

Connector Solutions M23 Elite Series

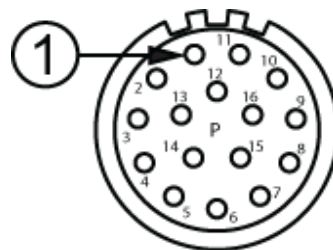
STEP 1 Choose Plug



Standard connector parts mate "E" Plugs with "P" Receptacles, Mating parts use opposite contact types. *example: plug with pin contacts mates with a receptacle using socket contacts.*
Other key code options available not listed here. Please call customer service for assistance when ordering F,G,R,S. See page 23 for connector configurations



STEP 2 Choose Receptacle



Plugs



Receptacles



Receptacle Kit



Plug Kits



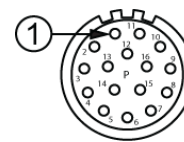
**BULK CABLE starts
on page 23**

SEE TABLE ON NEXT PAGE FOR PART DETAILS

Cord Grips (Required only for Receptacle Extension)



Part Number	Type	Cable Range (mm)	Figure Drawings
MA6CG-S1	Cord grip	4.5-7.5mm	6
MA6CG-S2	Cord grip	7.5-11.0mm	6
MA6CG-S3	Cord grip	11.0-15.0mm	6



16 POSITIONS
9A / 125V
P type
Checkmate™

Style: P type Plug Number of Contacts: 16 Contact Size: 1.0mm
Sealing: IP66/67 AWG: 22-18 (0.37 - 0.75 mm²) / 28-24 (0.25 - 0.10 mm²)



Connector Part Numbers

Part Number	Connector Type PLUGS	Style	Contact Type male = pin mates with female = socket ↓Mating Parts↓		Figure Drawings
MA5CAP1600-S1	Plug, straight, Checkmate™ 4.5-7.5mm cord grip	P	Socket	Pin	1
MA5CAP1600-S1-KIT	Plug Kit, straight, Checkmate™ 4.5-7.5mm cord grip	P		Pin	1
MA5CAP1600S-S1-KIT	Plug Kit, straight, Checkmate™ 4.5-7.5mm cord grip	P	Socket		1
MA5CAP1600-S2	Plug, straight, Checkmate™ 7.5-11mm cord grip	P	Socket	Pin	1
MA5CAP1600-S2-KIT	Plug Kit, straight, Checkmate™ 7.5-11mm cord grip	P		Pin	1
MA5CAP1600S-S2-KIT	Plug Kit, straight, Checkmate™ 7.5-11mm cord grip	P	Socket		1
MA5CAP1600-S3	Plug, straight, Checkmate™ 11-15mm cord grip	P	Socket	Pin	1
MA5CAP1600-S3-KIT	Plug Kit, straight, Checkmate™ 11-15mm cord grip	P		Pin	1
MA5CAP1600S-S3-KIT	Plug Kit, straight, Checkmate™ 11-15mm cord grip	P	Socket		1
RECEPTACLES			↑ Mating Parts ↓		
MA5RAE1601	Receptacle, 90° rotatable, Checkmate™ Standard Flange (25.7x25.7)	E	Socket	Pin	2
MA5RAE1601-KIT	Receptacle Kit, 90° rotatable, Checkmate™ Standard Flange (25.7x25.7)	E		Pin	2
MA5RAE1601S-KIT	Receptacle Kit, 90° rotatable, Checkmate™ Standard Flange (25.7x25.7)	E	Socket		2
MA5RAE1602	Receptacle, 90° rotatable, Checkmate™ Large Flange (28.0x28.0)	E	Socket	Pin	3
MA5RAE1602-KIT	Receptacle Kit, 90° rotatable, Checkmate™ Large Flange (28.0x28.0)	E		Pin	3
MA5RAE1602S-KIT	Receptacle Kit, 90° rotatable, Checkmate™ Large Flange (28.0x28.0)	E	Socket		3

*Standard Series receptacles are offered here as additional options for mating with Elite Series plugs.
See Assembly Instructions starting on page 266
Complete datasheets can be found at www.amphenol-sine.com

Style: P type Plug Number of Contacts: 16 Contact Size: 1.0mm
 Sealing: IP66/67 AWG: 22-18 (0.37 - 0.75 mm²) / 28-24 (0.25 - 0.10 mm²)

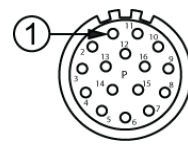
Connector Part Numbers continued

MA2LAE1600*	Receptacle, straight, flange mount, Checkmate™	E	Socket	Pin	4
MA2LAE1600-KIT*	Receptacle Kit, straight, flange mount, Checkmate™	E	Socket	Pin	4
MA2LAE1600S-KIT*	Receptacle Kit, straight, flange mount, Checkmate™	E	Socket	Pin	4
MA2JAE1600*	Receptacle extension, Checkmate™	E	Socket	Pin	5
↑ Contacts supplied separately see Chart 1					



CHART 1 Crimp Contacts, Machined

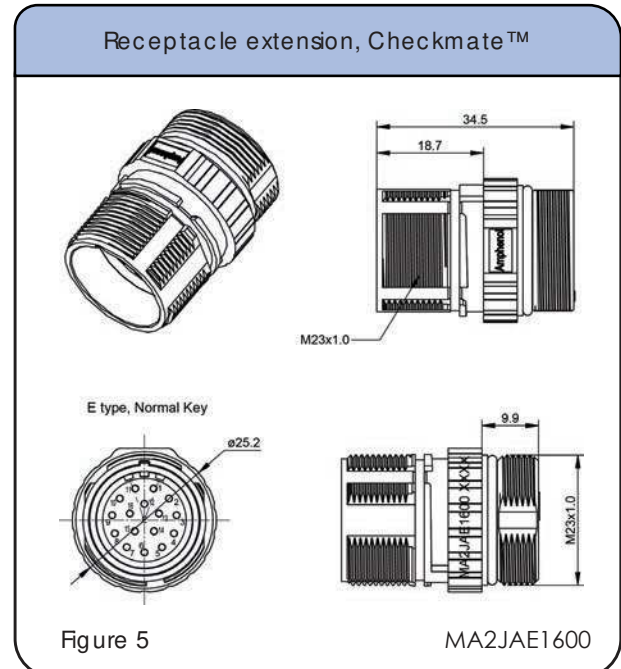
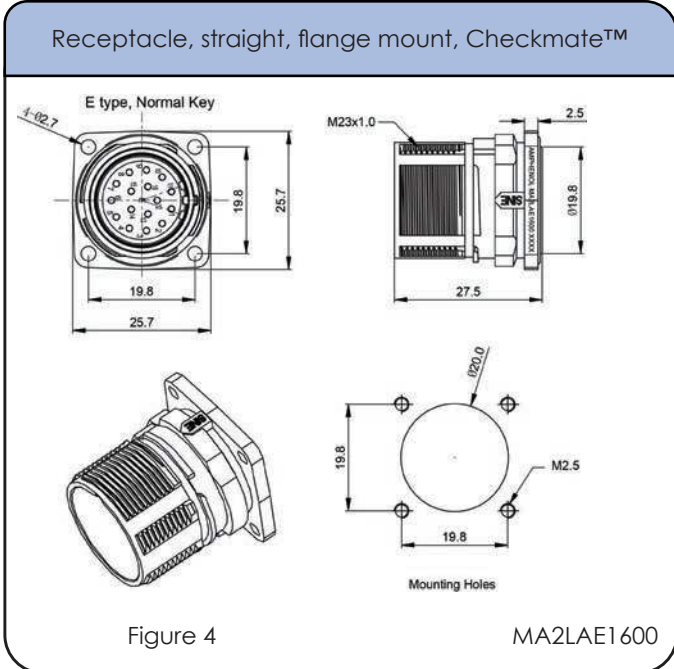
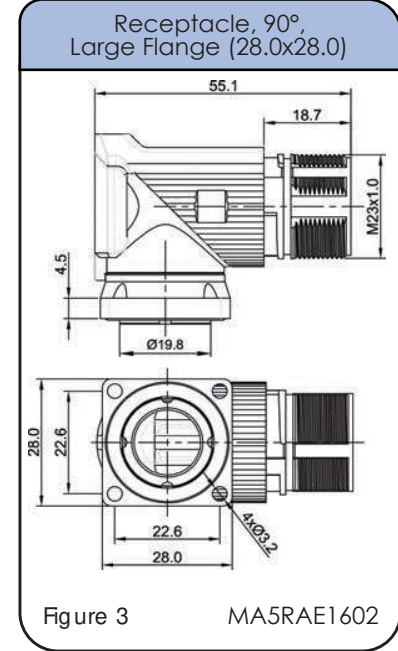
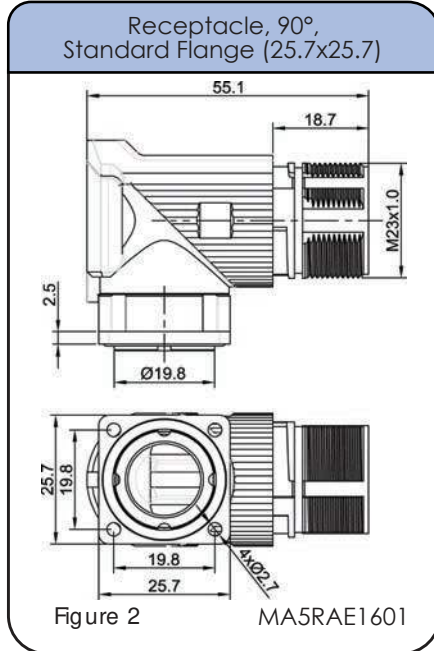
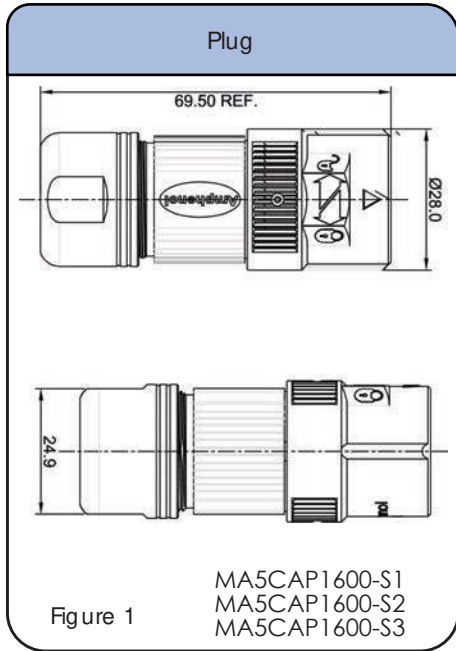
Part Number	Pin/Socket	AWG	mm ²	Plating
SC000035	Pin	22-18	0.37 - 0.75	Gold
SC000146	Pin	28-24	0.10 - 0.25	Gold
SC000044	Socket	22-18	0.37 - 0.75	Gold
SC000030	Socket	28-24	0.10 - 0.25	Gold



16 POSITIONS
9A / 125V
P type
Checkmate™

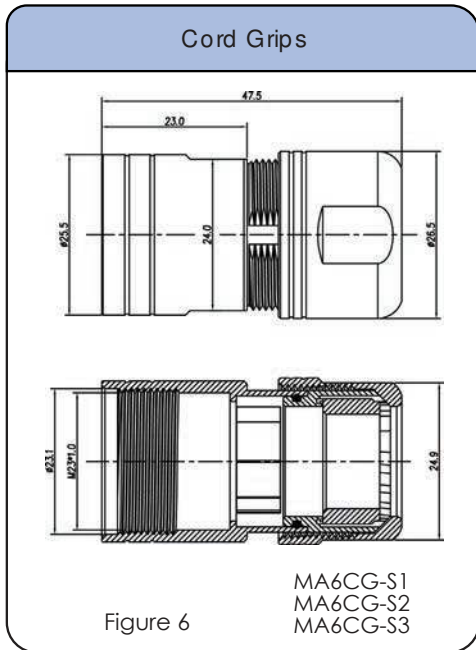
Style: P type Plug Number of Contacts: 16 Contact Size: 1.0mm
Sealing: IP66/67 AWG: 22-18 (0.37 - 0.75 mm²) / 28-24 (0.25 - 0.10 mm²)

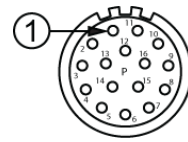
CONNECTOR SOLUTIONS



Style: P type Plug Number of Contacts: 16 Contact Size: 1.0mm
Sealing: IP66/67 AWG: 22-18 (0.37 - 0.75 mm²) / 28-24 (0.25 - 0.10 mm²)

Connector Drawings continued












16 POSITIONS
9A / 125V
P type
Checkmate™

Style: P type Plug Number of Contacts: 16 Contact Size: 1.0mm
Sealing: IP66/67 AWG: 22-18 (0.37 - 0.75 mm²) / 28-24 (0.25 - 0.10 mm²)

CONNECTOR SOLUTIONS

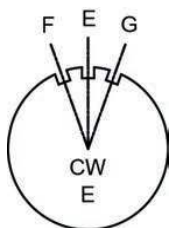
Tools & Accessories

<p>Universal hand crimp tool. Uses universal positioner part no. SK2-2* Wire range 20-32AWG</p>  <p>AFM8</p>	<p>Universal hand crimp tool. Uses universal positioner part no. UH2-5* Wire range 12-26AWG</p>  <p>AF8</p>	<p>Pneumatic crimp tool. Uses universal positioner part no. SK2-2* Wire range 20-32AWG</p>  <p>WA22</p>
<p>Universal positioner is used with crimp tools AFM8 and WA22. Wire range 20-32AWG</p>  <p>SK2-2</p>	<p>Universal positioner is used with the universal hand crimp tool (AF8). Wire range 12-26AWG</p>  <p>UH2-5</p>	<p>Pneumatic crimp tool. Uses universal positioner part no. UH2-5*. Wire range 12-26AWG</p>  <p>WA27F</p>
<p>Extraction tool. Used for removal of 1.0mm contacts from inserts.</p>  <p>50-54931-1</p>	<p>Dust Cap for Receptacle</p>  <p>P29687</p>	<p>Dust Cap for Plug, Checkmate™</p>  <p>P31662</p>

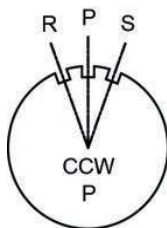
* The universal positioner is not included with the crimp tools and must be ordered separately.

Connector Solutions M23 Elite Series

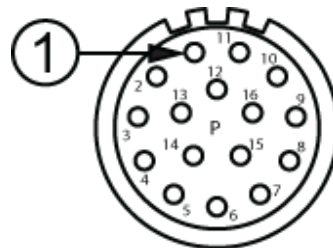
STEP 1 Choose Plug



Standard connector parts mate "E" Plugs with "P" Receptacles, Mating parts use opposite contact types. *example: plug with pin contacts mates with a receptacle using socket contacts.*
Other key code options available not listed here. Please call customer service for assistance when ordering F,G,R,S. See page 12 for connector configurations



STEP 2 Choose Receptacle



Plugs



Receptacles



Receptacle Kit



Plug Kits



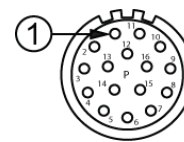
**BULK CABLE starts
on page 23**

SEE TABLE ON NEXT PAGE FOR PART DETAILS

Cord Grips (Required only for Receptacle Extension)



Part Number	Type	Cable Range (mm)	Figure Drawings
MA6CG-S1	Cord grip	4.5-7.5mm	6
MA6CG-S2	Cord grip	7.5-11.0mm	6
MA6CG-S3	Cord grip	11.0-15.0mm	6



16 POSITIONS
9A / 125V
P type
Threaded

Style: P type Plug Number of Contacts: 16 Contact Size: 1.0mm
Sealing: IP66/67 AWG: 22-18 (0.37 - 0.39 mm²) / 28-24 (0.25 - 0.10 mm²)

Connector Part Numbers

Part Number	Connector Type PLUGS	Style	Contact Type male = pin mates with female = socket ↓Mating Parts↓		Figure Drawings
MA7CAP1600-S1	Plug, straight, threaded 4.5-7.5mm cord grip	P	Pin	Socket	1
MA7CAP1600-S1-KIT	Plug Kit, straight, threaded 4.5-7.5mm cord grip	P	Pin		1
MA7CAP1600S-S1-KIT	Plug Kit, straight, threaded 4.5-7.5mm cord grip	P		Socket	1
MA7CAP1600-S2	Plug, straight, threaded 7.5-11mm cord grip	P	Pin	Socket	1
MA7CAP1600-S2-KIT	Plug Kit, straight, threaded 7.5-11mm cord grip	P	Pin		1
MA7CAP1600S-S2-KIT	Plug Kit, straight, threaded 7.5-11mm cord grip	P		Socket	1
MA7CAP1600-S3	Plug, straight, threaded 11-15mm cord grip	P	Pin	Socket	1
MA7CAP1600-S3-KIT	Plug Kit, straight, threaded 11-15mm cord grip	P	Pin		1
MA7CAP1600S-S3-KIT	Plug Kit, straight, threaded 11-15mm cord grip	P		Socket	1
RECEPTACLES			↑ Mating Parts ↑		
MA7RAE1601	Receptacle, 90° rotatable, threaded Standard Flange (25.7x25.7)	E	Socket	Pin	2
MA7RAE1601-KIT	Receptacle Kit, 90° rotatable, threaded Standard Flange (25.7x25.7)	E		Pin	2
MA7RAE1601S-KIT	Receptacle Kit, 90° rotatable, threaded Standard Flange (25.7x25.7)	E	Socket		2
MA7RAE1602	Receptacle, 90° rotatable, threaded Large Flange (28.0x28.0)	E	Socket	Pin	3
MA7RAE1602-KIT	Receptacle KIT, 90° rotatable, threaded Large Flange (28.0x28.0)	E		Pin	3
MA7RAE1602S-KIT	Receptacle KIT, 90° rotatable, threaded Large Flange (28.0x28.0)	E	Socket		3
MA1LAE1600*	Receptacle, straight, flange mount, threaded	E	Socket	Pin	4

*Standard Series receptacles are offered here as additional options for mating with Elite Series plugs.
See Assembly Instructions starting on page 266

Complete datasheets can be found at www.amphenol-sine.com

Style: P type Plug Number of Contacts: 16 Contact Size: 1.0mm
 Sealing: IP66/67 AWG: 22-18 (0.37 - 0.75 mm²) / 28-24 (0.25 - 0.10 mm²)

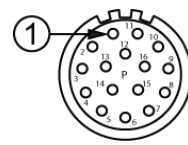
Connector Part Numbers continued

MA1LAE1600-KIT*	Receptacle kit, straight, threaded. Kit includes contacts.	E		Pin	4
MA1LAE1600S-KIT*	Receptacle kit, straight, threaded. Kit includes contacts.	E	Socket		4
MA1JAE1600*	Receptacle extension, threaded	E	Socket	Pin	5
↑ Contacts supplied separately see Chart 1 page 76					



CHART 1 Crimp Contacts, Machined

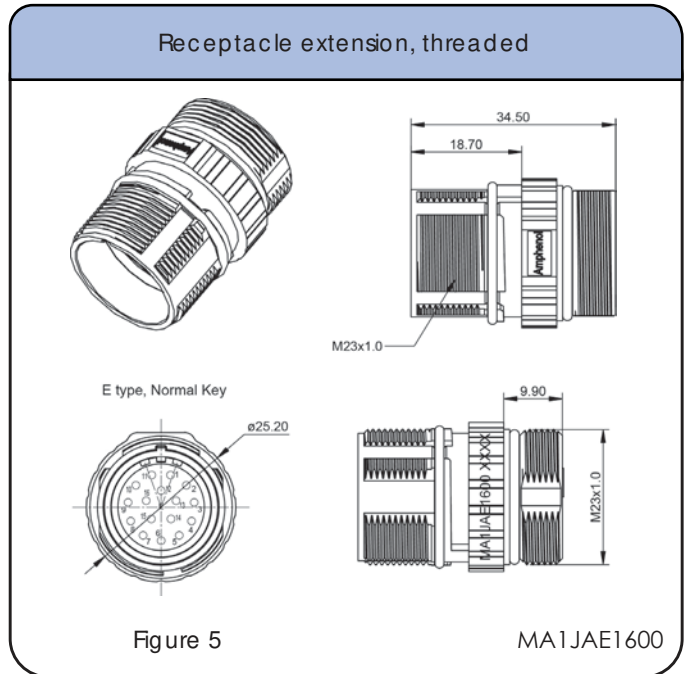
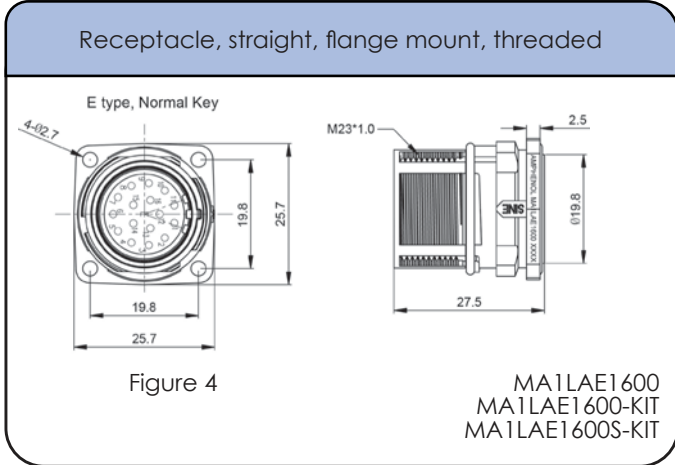
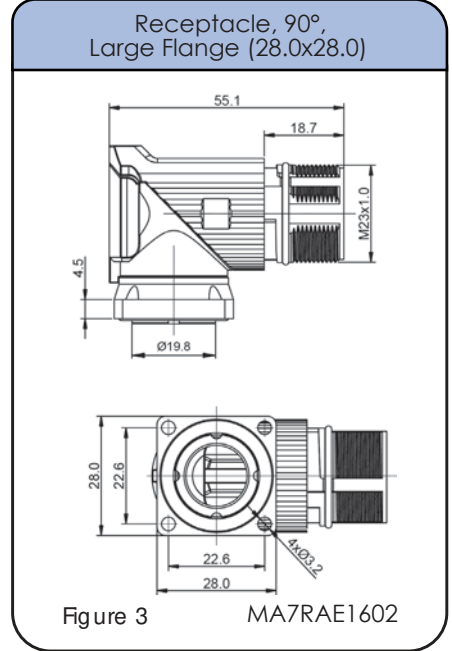
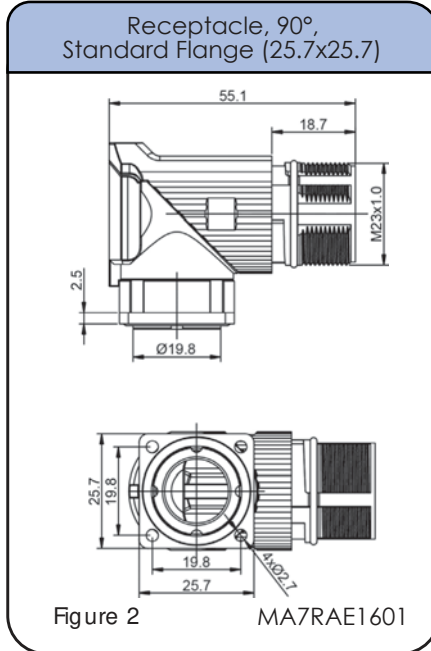
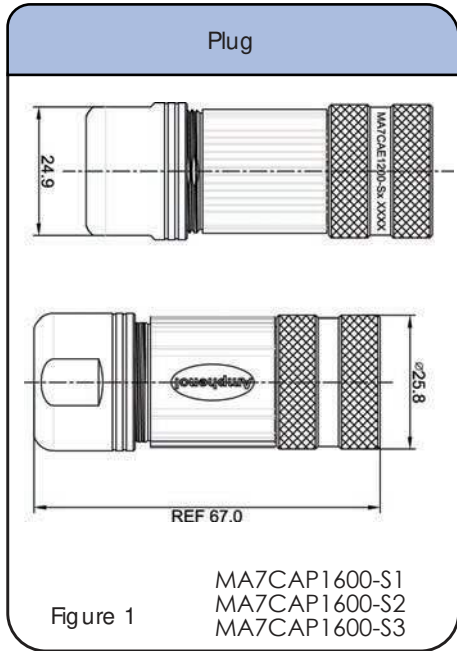
Part Number	Pin/Socket	AWG	mm ²	Plating
SC000035	Pin	22-18	0.37 - 0.75	Gold
SC000146	Pin	28-24	0.10 - 0.25	Gold
SC000044	Socket	22-18	0.37 - 0.75	Gold
SC000030	Socket	28-24	0.10 - 0.25	Gold



16 POSITIONS
9A / 125V
P type
Threaded

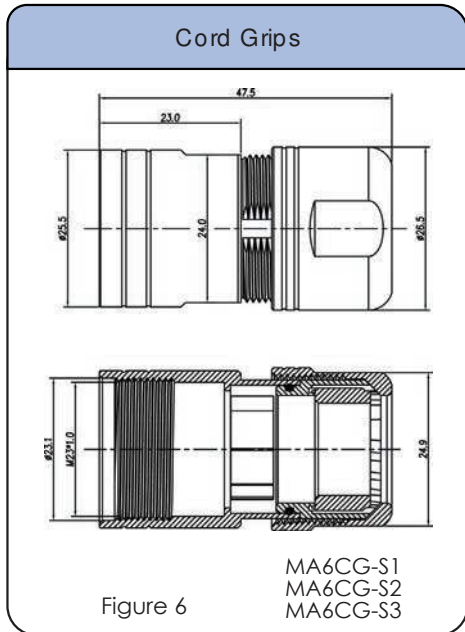
Style: P type Plug Number of Contacts: 16 Contact Size: 1.0mm
Sealing: IP66/67 AWG: 22-18 (0.37 - 0.75 mm²) / 28-24 (0.25 - 0.10 mm²)

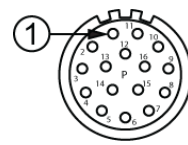
CONNECTOR SOLUTIONS



Style: P type Plug Number of Contacts: 16 Contact Size: 1.0mm
Sealing: IP66/67 AWG: 22-18 (0.37 - 0.75 mm²) / 28-24 (0.25 - 0.10 mm²)

Connector Drawings continued














16 POSITIONS
9A / 125V
P type
Threaded

Style: P type Plug Number of Contacts: 16 Contact Size: 1.0mm
Sealing: IP66/67 AWG: 22-18 (0.37 - 0.75 mm²) / 28-24 (0.25 - 0.10 mm²)

CONNECTOR SOLUTIONS

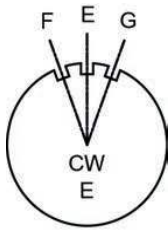
Tools & Accessories

<p>Universal hand crimp tool. Uses universal positioner part no. SK2-2* Wire range 20-32AWG</p>  <p>AFM8</p>	<p>Universal hand crimp tool. Uses universal positioner part no. UH2-5* Wire range 12-26AWG</p>  <p>AF8</p>	<p>Pneumatic crimp tool. Uses universal positioner part no. SK2-2* Wire range 20-32AWG</p>  <p>WA22</p>
<p>Universal positioner used with crimp tools AFM8 and WA22. Wire range 20-32AWG</p>  <p>SK2-2</p>	<p>Universal positioner used with the universal hand crimp tool (AF8). Wire range 12-26AWG</p>  <p>UH2-5</p>	<p>Pneumatic crimp tool. Uses universal positioner part no. UH2-5*. Wire range 12-26AWG</p>  <p>WA27F</p>
<p>Extraction tool. Used for removal of 1.0mm contacts from inserts.</p>  <p>50-54931-1</p>	<p>Dust Cap for Receptacle</p>  <p>P29687</p>	<p>Dust Cap for Plug, Threaded</p>  <p>P31660</p>

* The universal positioner is not included with the crimp tools and must be ordered separately.

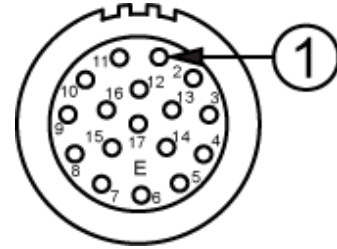
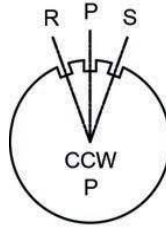
Connector Solutions M23 Elite Series

STEP 1 Choose Plug



Standard connector parts mate "E" Plugs with "P" Receptacles, Mating parts use opposite contact types. *example: plug with pin contacts mates with a receptacle using socket contacts.*
Other key code options available not listed here. Please call customer service for assistance when ordering F,G,R,S. See page 12 for connector configurations

STEP 2 Choose Receptacle



Plugs



Receptacles



Receptacles Kits



Plug Kits



**BULK CABLE starts
on page 23**

SEE TABLE ON NEXT PAGE FOR PART DETAILS

Cord Grips (Required only for Receptacle Extension)



Part Number	Type	Cable Range (mm)	Figure Drawings
MA6CG-S1	Cord grip	4.5-7.5mm	6
MA6CG-S2	Cord grip	7.5-11.0mm	6
MA6CG-S3	Cord grip	11.0-15.0mm	6



17 POSITIONS
9A / 125V
Etype
Checkmate™

Style: Etype Plug Number of Contacts: 17 Contact Size: 1.0mm
Sealing: IP66/67 AWG: 22-18 (0.37 - 0.75 mm²) / 28-24 (0.25 - 0.10 mm²)



Connector Part Numbers

Part Number	Connector Type PLUGS	Style	Contact Type male = pin mateswith female = socket ↓Mating Parts↓		Figure Drawings
MA5CAE1700-S1	Plug, straight, Checkmate™ 4.5-7.5mm cord grip	E	Pin	Socket	1
MA5CAE1700-S1-KIT	Plug kit, straight, Checkmate™ 4.5-7.5mm cord grip	E	Pin		1
MA5CAE1700S-S1-KIT	Plug kit, straight, Checkmate™ 4.5-7.5mm cord grip	E		Socket	1
MA5CAE1700-S2	Plug, straight, Checkmate™ 7.5-11mm cord grip	E	Pin	Socket	1
MA5CAE1700-S2-KIT	Plug kit, straight, Checkmate™ 7.5-11mm cord grip	E	Pin		1
MA5CAE1700S-S2-KIT	Plug kit, straight, Checkmate™ 7.5-11mm cord grip	E		Socket	1
MA5CAE1700-S3	Plug, straight, Checkmate™ 11-15mm cord grip	E	Pin	Socket	1
MA5CAE1700-S3-KIT	Plug kit, straight, Checkmate™ 11-15mm cord grip	E	Pin		1
MA5CAE1700S-S3-KIT	Plug kit, straight, Checkmate™ 11-15mm cord grip	E		Socket	1
RECEPTACLES			↑ Mating Parts ↑		
MA5RAP1701	Receptacle, 90° rotatable, Checkmate™ Standard Flange (25.7x25.7)	P	Socket	Pin	2
MA5RAP1701-KIT	Receptacle Kit, 90° rotatable, Checkmate™ Standard Flange (25.7x25.7)	P		Pin	2
MA5RAP1701S-KIT	Receptacle Kit, 90° rotatable, Checkmate™ Standard Flange (25.7x25.7)	P	Socket		2
MA5RAP1702	Receptacle, 90° rotatable, Checkmate™ Large Flange (28.0x28.0)	P	Socket	Pin	3
MA5RAP1702-KIT	Receptacle Kit, 90° rotatable, Checkmate™ Large Flange (28.0x28.0)	P		Pin	3
MA5RAP1702S-KIT	Receptacle Kit, 90° rotatable, Checkmate™ Large Flange (28.0x28.0)	P	Socket		3

*Standard Series receptacles are offered here as additional options for mating with Elite Series plugs.
See Assembly Instructions starting on page 266
Complete datasheets can be found at www.amphenol-sine.com

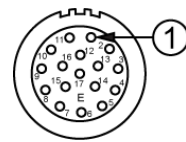
Style: Etype Plug Number of Contacts: 17 Contact Size: 1.0mm
 Sealing: IP66/67 AWG: 22-18 (0.37 - 0.75 mm²) / 28-24 (0.25 -0.10 mm²)

Connector Part Numbers continued

MA2LAP1700*	Receptacle, straight, flange mount Checkmate™	P	Socket	Pin	4
MA2LAP1700-KIT*	Receptacle kit, straight, flange mount Checkmate™	P		Pin	4
MA2LAP1700S-KIT*	Receptacle kit, straight, flange mount Checkmate™	P	Socket		4
MA2JAP1700*	Receptacle extension, Checkmate™	P	Socket	Pin	5
↑ Contacts supplied separately see Chart 1					



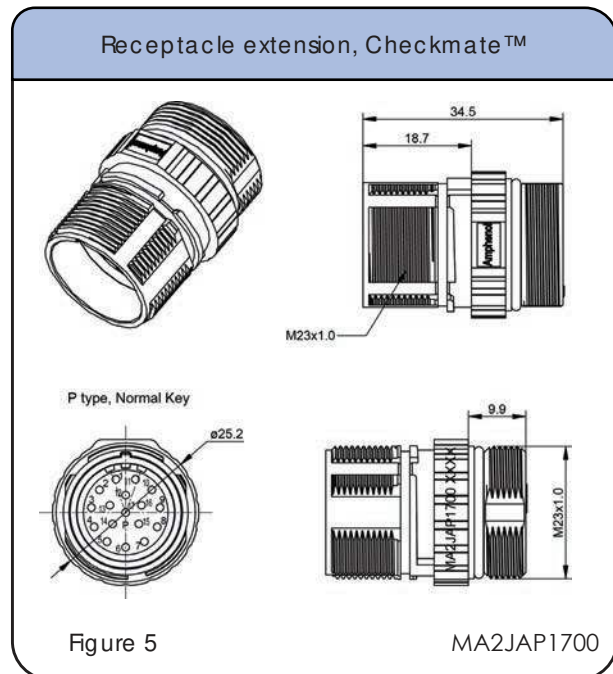
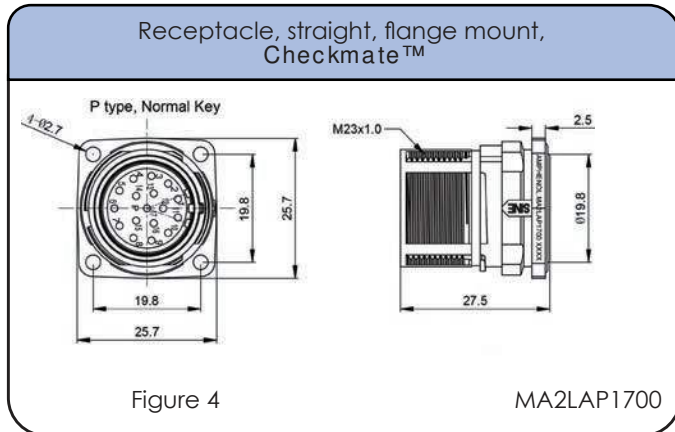
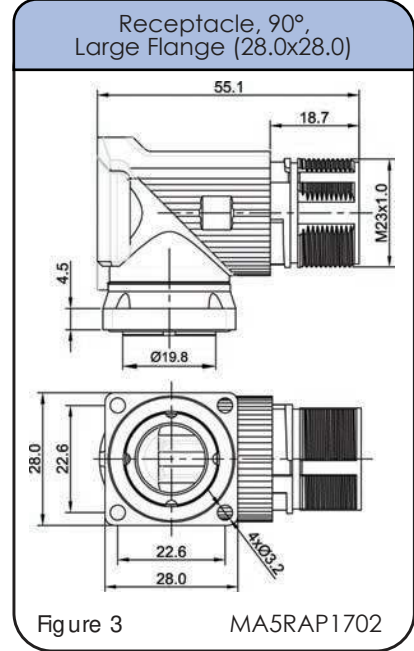
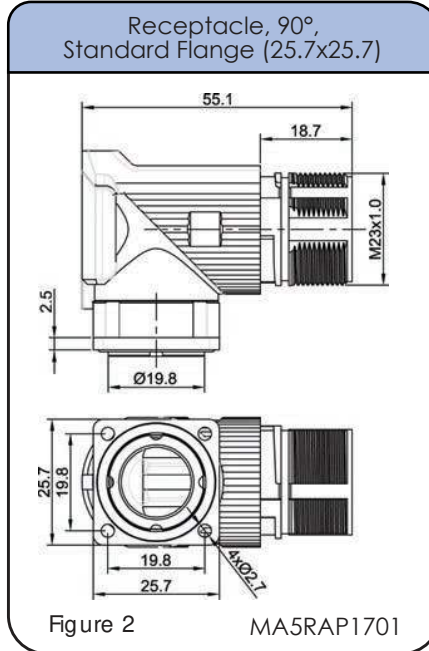
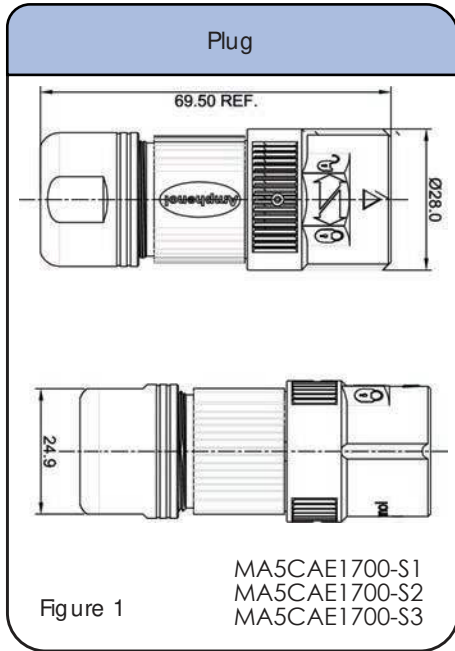
CHART 1		Crimp Contacts, Machined			
Part Number	Pin/ Socket	AWG	mm ²	Plating	
SC000035	Pin	22-18	0.37 - 0.75	Gold	
SC000146	Pin	28-24	0.10 - 0.25	Gold	
SC000044	Socket	22-18	0.37 - 0.75	Gold	
SC000030	Socket	28-24	0.10 - 0.25	Gold	



17 POSITIONS
9A / 125V
Etype
Checkmate™

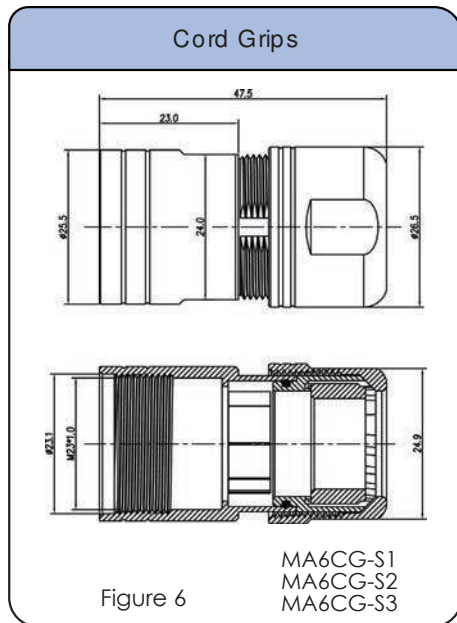
Style: Etype Plug Number of Contacts: 17 Contact Size: 1.0mm
Sealing: IP66/67 AWG: 22-18 (0.37 - 0.75 mm²) / 28-24 (0.25 - 0.10 mm²)

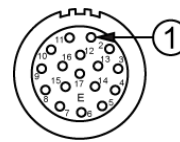
CONNECTOR SOLUTIONS



Style: Etype Plug Number of Contacts: 17 Contact Size: 1.0mm
Sealing: IP66/67 AWG: 22-18 (0.37 - 0.75 mm²) / 28-24 (0.25 - 0.10 mm²)

Connector Drawings continued












17 POSITIONS
9A / 125V
Etype
Checkmate™

Style: Etype Plug Number of Contacts: 17 Contact Size: 1.0mm
Sealing: IP66/67 AWG: 22-18 (0.37 - 0.75 mm²) / 28-24 (0.25 - 0.10 mm²)

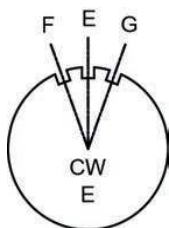
Tools & Accessories

<p>Universal hand crimp tool. Uses universal positioner part no. SK2-2* Wire range 20-32AWG</p>  <p>AFM8</p>	<p>Universal hand crimp tool. Uses universal positioner part no. UH2-5* Wire range 12-26AWG</p>  <p>AF8</p>	<p>Pneumatic crimp tool. Uses universal positioner part no. SK2-2* Wire range 20-32AWG</p>  <p>WA22</p>
<p>Universal positioner used with crimp tools AFM8 and WA22. Wire range 20-32AWG</p>  <p>SK2-2</p>	<p>Universal positioner used with the universal hand crimp tool (AF8). Wire range 12-26AWG</p>  <p>UH2-5</p>	<p>Pneumatic crimp tool. Uses universal positioner part no. UH2-5*. Wire range 12-26AWG</p>  <p>WA27F</p>
<p>Extraction tool. Used for removal of 1.0mm contacts from inserts.</p>  <p>50-54931-1</p>	<p>Dust Cap for receptacle</p>  <p>P29687</p>	<p>Dust Cap for Plug, Checkmate™</p>  <p>P31662</p>

* The universal positioner is not included with the crimp tools and must be ordered separately.

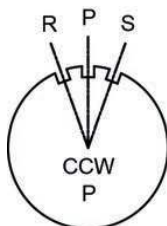
Connector Solutions M23 Elite Series

STEP 1 Choose Plug

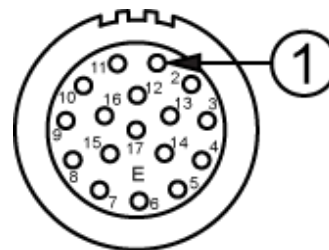


Standard connector parts mate "E" Plugs with "P" Receptacles, Mating parts use opposite contact types. *example: plug with pin contacts mates with a receptacle using socket contacts.*

Other key code options available not listed here. Please call customer service for assistance when ordering F,G,R,S. See page 12 for connector configurations



STEP 2 Choose Receptacle



Plugs




Receptacles



Receptacle Kits



Plug Kits



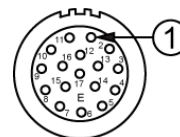
**BULK CABLE starts
on page 23**

SEE TABLE ON NEXT PAGE FOR PART DETAILS

Cord Grips (Required only for Receptacle Extension)



Part Number	Type	Cable Range (mm)	Figure Drawings
MA6CG-S1	Cord grip	4.5-7.5mm	6
MA6CG-S2	Cord grip	7.5-11.0mm	6
MA6CG-S3	Cord grip	11.0-15.0mm	6



17 POSITIONS
9A / 125V
Etype
Threaded

Style: Etype Plug Number of Contacts: 17 Contact Size: 1.0mm
Sealing: IP66/67 AWG: 22-18 (0.37 - 0.75 mm²) / 28-24 (0.25 - 0.10 mm²)

Connector Part Numbers

Part Number	Connector Type PLUGS	Style	Contact Type male = pin mates with female = socket ↓Mating Parts↓		Figure Drawings
MA7CAE1700-S1	Plug, straight, threaded 4.5-7.5mm cord grip	E	Pin	Socket	1
MA7CAE1700-S1-KIT	Plug kit, straight, threaded 4.5-7.5mm cord grip	E	Pin		1
MA7CAE1700S-S1-KIT	Plug kit, straight, threaded 4.5-7.5mm cord grip	E		Socket	1
MA7CAE1700-S2	Plug, straight, threaded 7.5-11mm cord grip	E	Pin	Socket	1
MA7CAE1700-S2-KIT	Plug kit, straight, threaded 7.5-11mm cord grip	E	Pin		1
MA7CAE1700S-S2-KIT	Plug kit, straight, threaded 7.5-11mm cord grip	E		Socket	1
MA7CAE1700-S3	Plug, straight, threaded 11-15mm cord grip	E	Pin	Socket	1
MA7CAE1700-S3-KIT	Plug kit, straight, threaded 11-15mm cord grip	E	Pin	Socket	1
MA7CAE1700S-S3-KIT	Plug kit, straight, threaded 11-15mm cord grip	E		Socket	1
RECEPTACLES			↑ Mating Parts ↓		
MA7RAP1701	Receptacle, 90° rotatable, threaded Standard Flange (25.7x25.7)	P	Socket	Pin	2
MA7RAP1701-KIT	Receptacle Kit, 90° rotatable, threaded Standard Flange (25.7x25.7)	P		Pin	2
MA7RAP1701S-KIT	Receptacle Kit, 90° rotatable, threaded Standard Flange (25.7x25.7)	P	Socket		2
MA7RAP1702	Receptacle, 90° rotatable, threaded Large Flange (28.0x28.0)	P	Socket	Pin	3
MA7RAP1702-KIT	Receptacle Kit, 90° rotatable, threaded Large Flange (28.0x28.0)	P		Pin	3
MA7RAP1702S-KIT	Receptacle Kit, 90° rotatable, threaded Large Flange (28.0x28.0)	P	Socket		3
MA1LAP1700*	Receptacle, straight, flange mount, threaded	P	Socket	Pin	4

*Standard Series receptacles are offered here as additional options for mating with Elite Series plugs.
See Assembly Instructions starting on page 266

Complete datasheets can be found at www.amphenol-sine.com

Style: Etype Plug Number of Contacts: 17 Contact Size: 1.0mm
 Sealing: IP66/67 AWG: 22-18 (0.37 - 0.75 mm²) / 28-24 (0.25 -0.10 mm²)

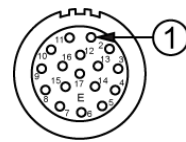
Connector Part Numbers continued

MA1LAP1700-KIT*	Receptacle kit, straight, threaded. Kit includes contacts.	P		Pin	4
MA1LAP1700S-KIT*	Receptacle kit, straight, threaded. Kit includes contacts.	P	Socket		4
MA1JAP1700*	Receptacle extension, threaded	P	Socket	Pin	5
↑ Contacts supplied separately see Chart					



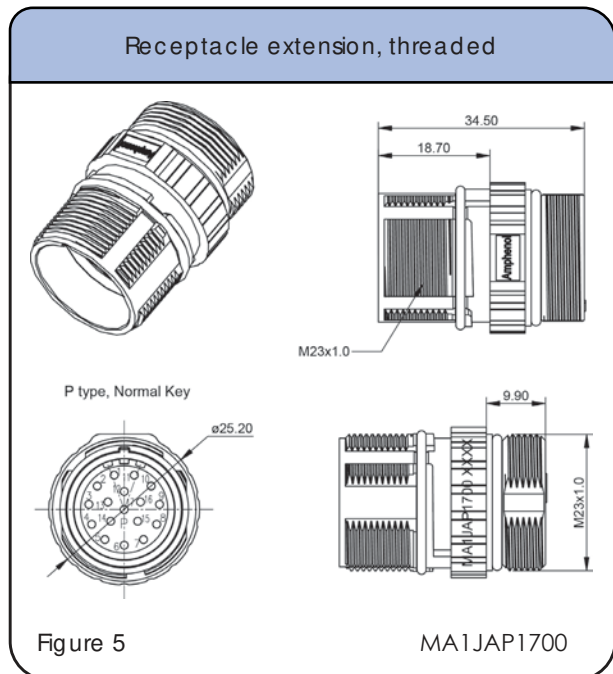
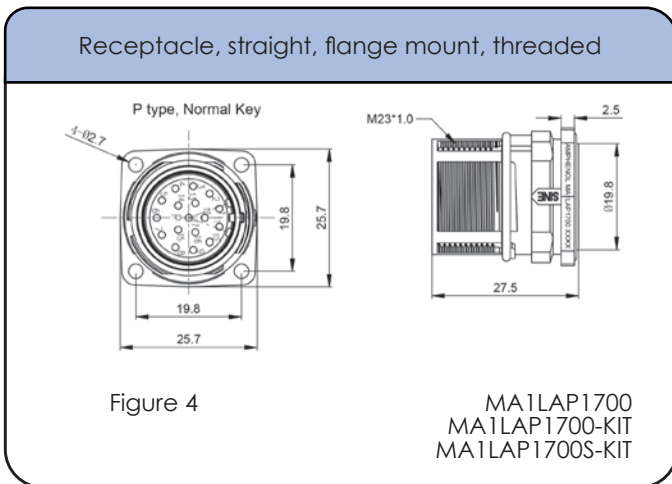
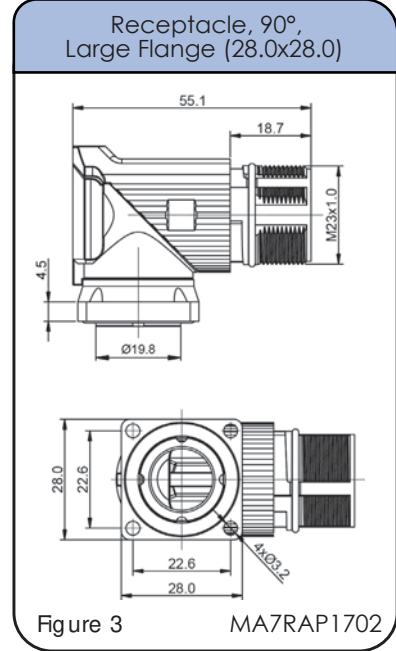
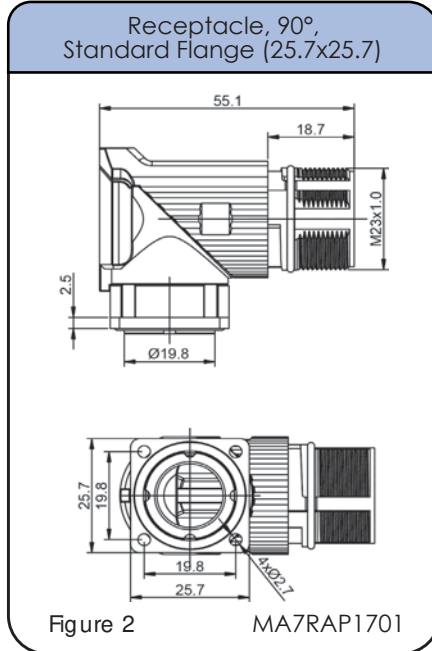
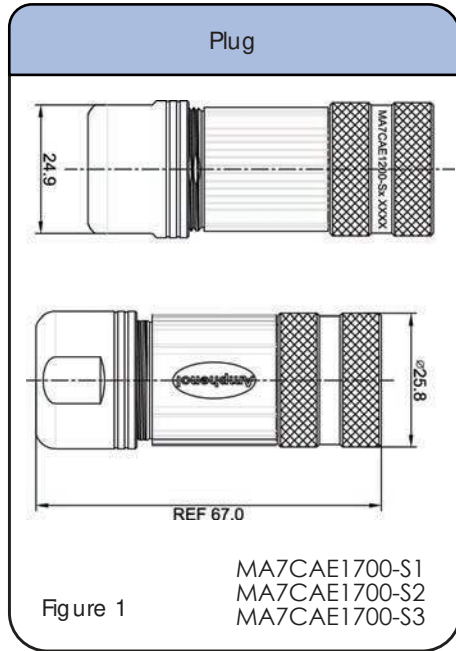
CHART 1 Crimp Contacts, Machined

Part Number	Pin/Socket	AWG	mm ²	Plating
SC000035	Pin	22-18	0.37 - 0.75	Gold
SC000146	Pin	28-24	0.10 - 0.25	Gold
SC000044	Socket	22-18	0.37 - 0.75	Gold
SC000030	Socket	28-24	0.10 - 0.25	Gold



17 POSITIONS
9A / 125V
Etype
Threaded

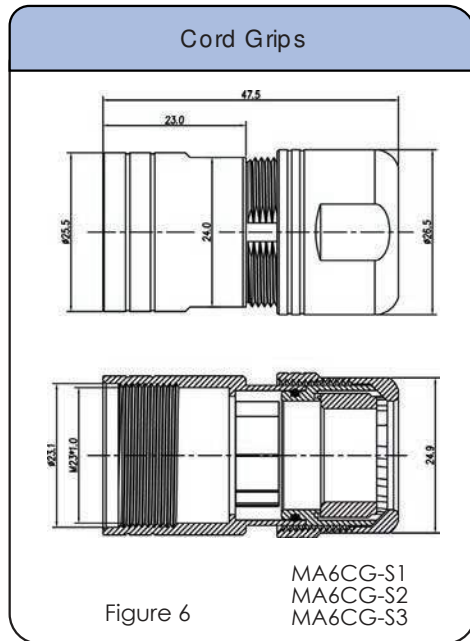
Style: Etype Plug Number of Contacts: 17 Contact Size: 1.0mm
Sealing: IP66/67 AWG: 22-18 (0.37 - 0.75 mm²) / 28-24 (0.25 - 0.10 mm²)

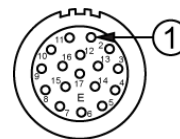


Complete datasheets can be found at www.amphenol-sine.com

Style: Etype Plug Number of Contacts: 17 Contact Size: 1.0mm
Sealing: IP66/67 AWG: 22-18 (0.37 - 0.75 mm²) / 28-24 (0.25 - 0.10 mm²)

Connector Drawings continued














17 POSITIONS
9A / 125V
Etype
Threaded

Style: Etype Plug Number of Contacts: 17 Contact Size: 1.0mm
Sealing: IP66/67 AWG: 22-18 (0.37 - 0.75 mm²) / 28-24 (0.25 - 0.10 mm²)

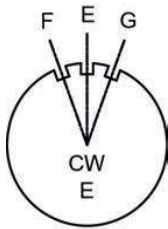
Tools & Accessories

<p>Universal hand crimp tool. Uses universal positioner part no. SK2-2* Wire range 20-32AWG</p>  <p>AFM8</p>	<p>Universal hand crimp tool. Uses universal positioner part no. UH2-5* Wire range 12-26AWG</p>  <p>AF8</p>	<p>Pneumatic crimp tool. Uses universal positioner part no. SK2-2* Wire range 20-32AWG</p>  <p>WA22</p>
<p>Universal positioner is used with crimp tools AFM8 and WA22. Wire range 20-32AWG</p>  <p>SK2-2</p>	<p>Universal positioner is used with the universal hand crimp tool (AF8). Wire range 12-26AWG</p>  <p>UH2-5</p>	<p>Pneumatic crimp tool. Uses universal positioner part no. UH2-5*. Wire range 12-26AWG</p>  <p>WA27F</p>
<p>Extraction tool. Used for removal of 1.0mm contacts from inserts.</p>  <p>50-54931-1</p>	<p>Dust Cap for Receptacle</p>  <p>P29687</p>	<p>Dust Cap for Plug, Threaded</p>  <p>P31660</p>

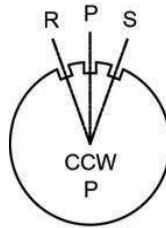
* The universal positioner is not included with the crimp tools and must be ordered separately.

Connector Solutions M23 Elite Series

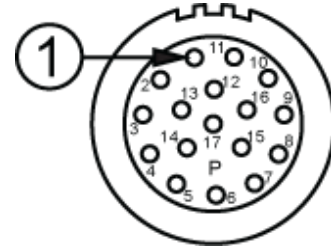
STEP 1 Choose Plug



Standard connector parts mate "E" Plugs with "P" Receptacles, Mating parts use opposite contact types. *example: plug with pin contacts mates with a receptacle using socket contacts.*
Other key code options available not listed here. Please call customer service for assistance when ordering F,G,R,S. See page 12 for connector configurations



STEP 2 Choose Receptacle



Plugs



Receptacles



Receptacle Kit



Plugs Kit



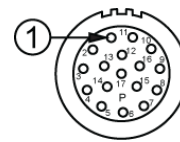
**BULK CABLE starts
on page 23**

SEE TABLE ON NEXT PAGE FOR PART DETAILS

Cord Grips (Required only for Receptacle Extension)



Part Number	Type	Cable Range (mm)	Figure Drawings
MA6CG-S1	Cord grip	4.5-7.5mm	6
MA6CG-S2	Cord grip	7.5-11.0mm	6
MA6CG-S3	Cord grip	11.0-15.0mm	6



17 POSITIONS
9A / 125V
P type
Checkmate™

Style: P type Plug Number of Contacts: 17 Contact Size: 1.0mm
Sealing: IP66/67 AWG: 22-18 (0.37 - 0.75 mm²) / 28-24 (0.25 - 0.10 mm²)



Connector Part Numbers

CONNECTOR SOLUTIONS

Part Number	Connector Type PLUGS	Style	Contact Type male = pin mates with female = socket ↓Mating Parts↓		Figure Drawings
MA5CAP1700-S1	Plug, straight, Checkmate™ 4.5-7.5mm cord grip	P	Pin	Socket	1
MA5CAP1700-S1-KIT	Plug, kit straight, Checkmate™ 4.5-7.5mm cord grip	P	Pin		1
MA5CAP1700S-S1-KIT	Plug kit, straight, Checkmate™ 4.5-7.5mm cord grip	P		Socket	1
MA5CAP1700-S2	Plug, straight, Checkmate™ 7.5-11mm cord grip	P	Pin	Socket	1
MA5CAP1700-S2-KIT	Plug kit, straight, Checkmate™ 7.5-11mm cord grip	P	Pin		1
MA5CAP1700S-S2-KIT	Plug kit, straight, Checkmate™ 7.5-11mm cord grip	P		Socket	1
MA5CAP1700-S3	Plug, straight, Checkmate™ 11-15mm cord grip	P	Pin	Socket	1
MA5CAP1700-S3-KIT	Plug kit, straight, Checkmate™ 11-15mm cord grip	P	Pin		1
MA5CAP1700S-S3-KIT	Plug kit, straight, Checkmate™ 11-15mm cord grip	P		Socket	1
RECEPTACLES			↑ Mating Parts ↑		
MA5RAE1701	Receptacle, 90° rotatable, Checkmate™ Standard Flange (25.7x25.7)	E	Socket	Pin	2
MA5RAE1701-KIT	Receptacle Kit, 90° rotatable, Checkmate™ Standard Flange (25.7x25.7)	E		Pin	2
MA5RAE1701S-KIT	Receptacle Kit, 90° rotatable, Checkmate™ Standard Flange (25.7x25.7)	E	Socket		2
MA5RAE1702	Receptacle, 90° rotatable, Checkmate™ Large Flange (28.0x28.0)	E	Socket	Pin	3
MA5RAE1702-KIT	Receptacle Kit, 90° rotatable, Checkmate™ Large Flange (28.0x28.0)	E		Pin	3
MA5RAE1702S-KIT	Receptacle Kit, 90° rotatable, Checkmate™ Large Flange (28.0x28.0)	E	Socket		3

*Standard Series receptacles are offered here as additional options for mating with Elite Series plugs.
See Assembly Instructions starting on page 266

Complete datasheets can be found at www.amphenol-sine.com

Style: P type Plug Number of Contacts: 17 Contact Size: 1.0mm
 Sealing: IP66/67 AWG: 22-18 (0.37 - 0.75 mm²) / 28-24 (0.25 - 0.10 mm²)

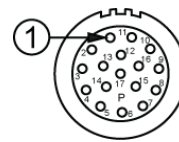
Connector Part Numbers continued

MA2LAE1700*	Receptacle, straight, flange mount, Checkmate™	E	Socket	Pin	4
MA2LAE1700-KIT*	Receptacle kit, straight, flange mount, Checkmate™	E		Pin	4
MA2LAE1700S-KIT*	Receptacle kit, straight, flange mount, Checkmate™	E	Socket		4
MA2JAE1700*	Receptacle extension, Checkmate™	E	Socket	Pin	5
↑ Contacts supplied separately see Chart 1					



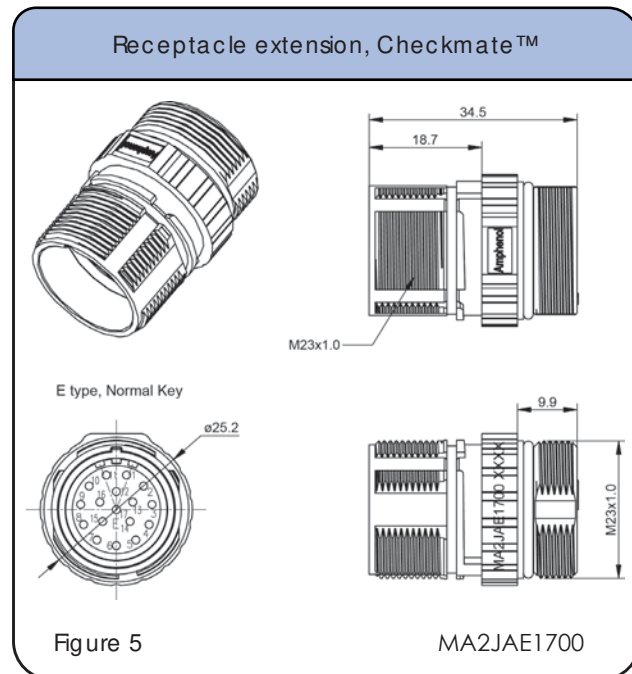
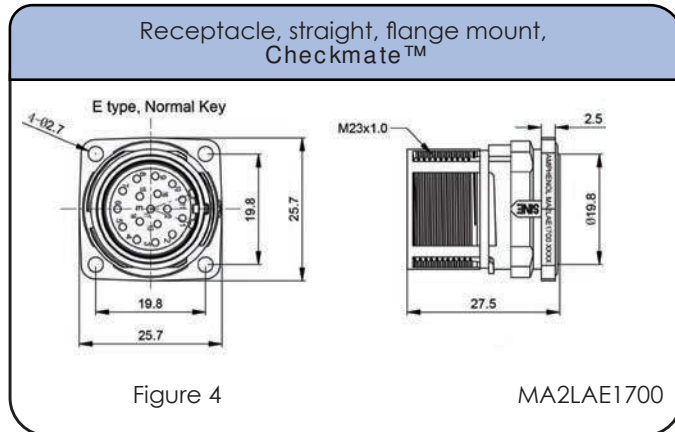
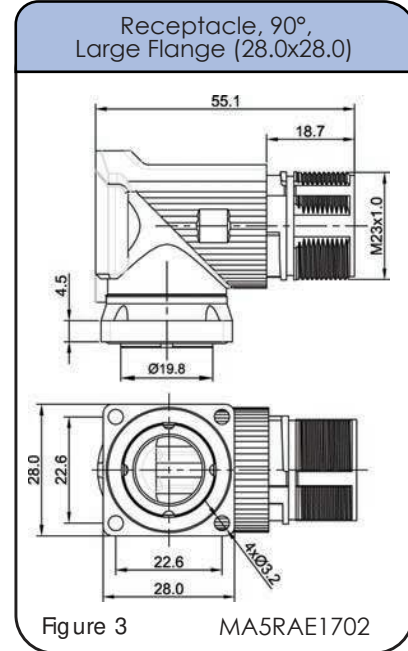
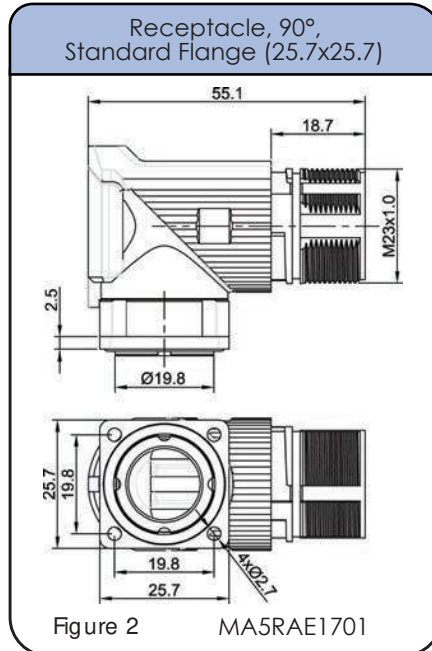
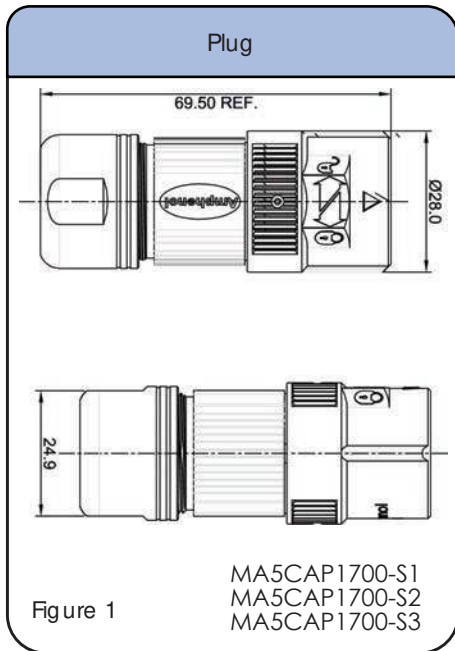
CHART 1 Crimp Contacts, Machined

Part Number	Pin/Socket	AWG	mm ²	Plating
SC000035	Pin	22-18	0.37 - 0.75	Gold
SC000146	Pin	28-24	0.10 - 0.25	Gold
SC000044	Socket	22-18	0.37 - 0.75	Gold
SC000030	Socket	28-24	0.10 - 0.25	Gold



17 POSITIONS
9A / 125V
P type
Checkmate™

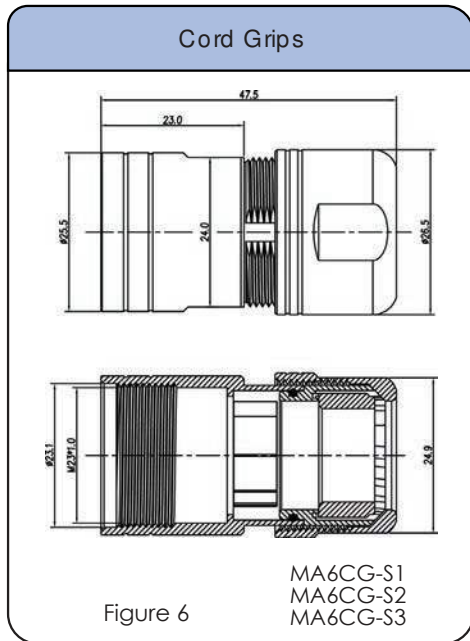
Style: P type Plug Number of Contacts: 17 Contact Size: 1.0mm
Sealing: IP66/67 AWG: 22-18 (0.37 - 0.75 mm²) / 28-24 (0.25 - 0.10 mm²)

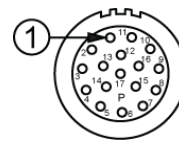


Complete datasheets can be found at www.amphenol-sine.com

Style: P type Plug Number of Contacts: 17 Contact Size: 1.0mm
Sealing: IP66/67 AWG: 22-18 (0.37 - 0.75 mm²) / 28-24 (0.25 - 0.10 mm²)

Connector Drawings continued














17 POSITIONS
9A / 125V
P type
Checkmate™

Style: P type Plug Number of Contacts: 17 Contact Size: 1.0mm
Sealing: IP66/67 AWG: 22-18 (0.37 - 0.75 mm²) / 28-24 (0.25 - 0.10 mm²)

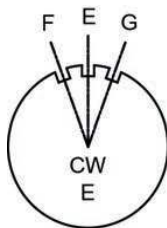
Tools & Accessories

<p>Universal hand crimp tool. Uses universal positioner part no. SK2-2* Wire range 20-32AWG</p>  <p>AFM8</p>	<p>Universal hand crimp tool. Uses universal positioner part no. UH2-5* Wire range 12-26AWG</p>  <p>AF8</p>	<p>Pneumatic crimp tool. Uses universal positioner part no. SK2-2* Wire range 20-32AWG</p>  <p>WA22</p>
<p>Universal positioner is used with crimp tools AFM8 and WA22. Wire range 20-32AWG</p>  <p>SK2-2</p>	<p>Universal positioner is used with the universal hand crimp tool (AF8). Wire range 12-26AWG</p>  <p>UH2-5</p>	<p>Pneumatic crimp tool. Uses universal positioner part no. UH2-5*. Wire range 12-26AWG</p>  <p>WA27F</p>
<p>Extraction tool. Used for removal of 1.0mm contacts from inserts.</p>  <p>50-54931-1</p>	<p>Dust Cap for Receptacle</p>  <p>P29687</p>	<p>Dust Cap for Plug, Checkmate™</p>  <p>P31662</p>

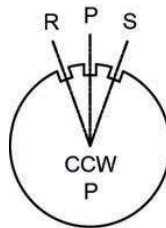
* The universal positioner is not included with the crimp tools and must be ordered separately.

Connector Solutions M23 Elite Series

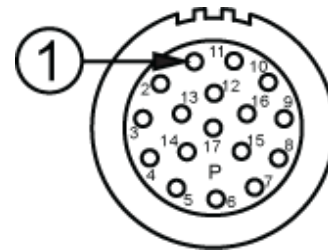
STEP 1 Choose Plug



Standard connector parts mate "E" Plugs with "P" Receptacles, Mating parts use opposite contact types. *example: plug with pin contacts mates with a receptacle using socket contacts.*
Other key code options available not listed here. Please call customer service for assistance when ordering F,G,R,S. See page 12 for connector configurations



STEP 2 Choose Receptacle



Plugs



Receptacles



Receptacle Kits



Plug Kits



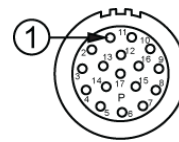
**BULK CABLE starts
on page 23**

SEE TABLE ON NEXT PAGE FOR PART DETAILS

Cord Grips (Required only for Receptacle Extension)



Part Number	Type	Cable Range (mm)	Figure Drawings
MA6CG-S1	Cord grip	4.5-7.5mm	6
MA6CG-S2	Cord grip	7.5-11.0mm	6
MA6CG-S3	Cord grip	11.0-15.0mm	6



17 POSITIONS
9A / 125V
P type
Threaded

Style: P type Plug Number of Contacts: 17 Contact Size: 1.0mm
Sealing: IP66/67 AWG: 22-18 (0.37 - 0.39 mm²) / 28-24 (0.25 - 0.10 mm²)

Connector Part Numbers

Part Number	Connector Type PLUGS	Style	Contact Type male = pin mates with female = socket ↓Mating Parts↓		Figure Drawings
MA7CAP1700-S1	Plug, straight, threaded 4.5-7.5mm cord grip	P	Pin	Socket	1
MA7CAP1700-S1-KIT	Plug kit, straight, threaded 4.5-7.5mm cord grip	P	Pin		1
MA7CAP1700S-S1-KIT	Plug kit, straight, threaded 4.5-7.5mm cord grip	P		Socket	1
MA7CAP1700-S2	Plug, straight, threaded 7.5-11mm cord grip	P	Pin	Socket	1
MA7CAP1700-S2-KIT	Plug kit, straight, threaded 7.5-11mm cord grip	P	Pin		1
MA7CAP1700S-S2-KIT	Plug kit, straight, threaded 7.5-11mm cord grip	P		Socket	1
MA7CAP1700-S3	Plug, straight, threaded 11-15mm cord grip	P	Pin	Socket	1
MA7CAP1700-S3-KIT	Plug kit, straight, threaded 11-15mm cord grip	P	Pin		1
MA7CAP1700S-S3-KIT	Plug kit, straight, threaded 11-15mm cord grip	P		Socket	1
RECEPTACLES			↑ Mating Parts ↓		
MA7RAE1701	Receptacle, 90° rotatable, threaded Standard Flange (25.7x25.7)	E	Socket	Pin	2
MA7RAE1701-KIT	Receptacle Kit, 90° rotatable, threaded Standard Flange (25.7x25.7)	E		Pin	2
MA7RAE1701S-KIT	Receptacle Kit, 90° rotatable, threaded Standard Flange (25.7x25.7)	E	Socket		2
MA7RAE1702	Receptacle, 90° rotatable, threaded Large Flange (28.0x28.0)	E	Socket	Pin	3
MA7RAE1702-KIT	Receptacle Kit, 90° rotatable, threaded Large Flange (28.0x28.0)	E		Pin	3
MA7RAE1702S-KIT	Receptacle Kit, 90° rotatable, threaded Large Flange (28.0x28.0)	E	Socket		3
MA1LAE1700*	Receptacle, straight, threaded, flange mount	E	Socket	Pin	4

*Standard Series receptacles are offered here as additional options for mating with Elite Series plugs.
See Assembly Instructions starting on page 266

Complete datasheets can be found at www.amphenol-sine.com

Style: P type Plug Number of Contacts: 17 Contact Size: 1.0mm
 Sealing: IP66/67 AWG: 22-18 (0.37 - 0.75 mm²) / 28-24 (0.25 - 0.10 mm²)

Connector Part Numbers continued

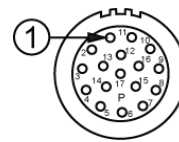
MA1LAE1700-KIT*	Receptacle kit, straight, threaded. Kit includes contacts.	E		Pin	4
MA1LAE1700S-KIT*	Receptacle kit, straight, threaded. Kit includes contacts.	E	Socket		4
MA1JAE1700*	Receptacle extension, threaded	E	Socket	Pin	5
↑ Contacts supplied separately see Chart 1 page 100					



CHART 1

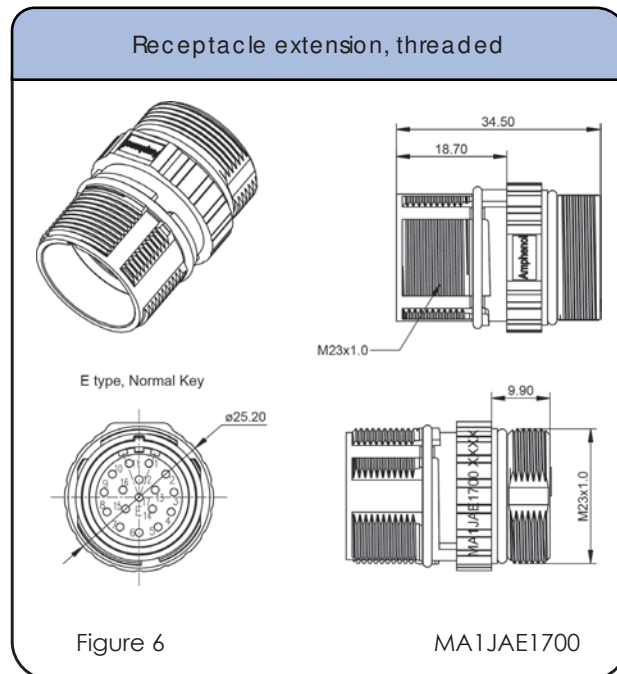
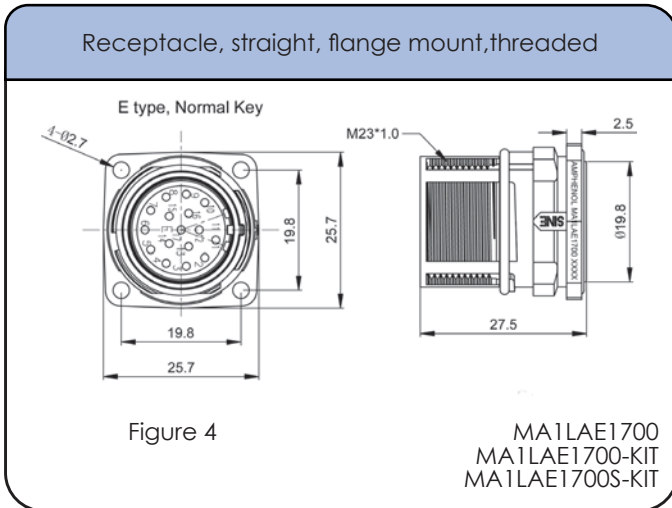
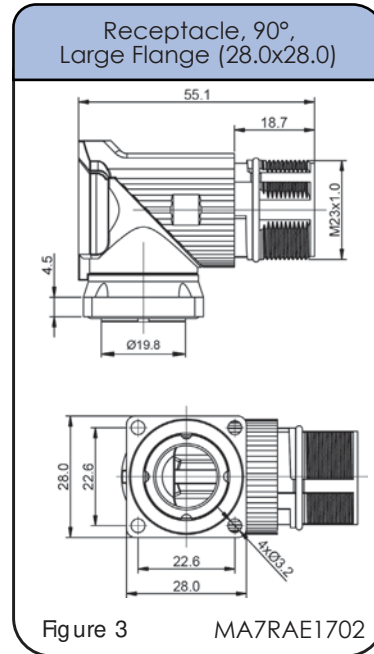
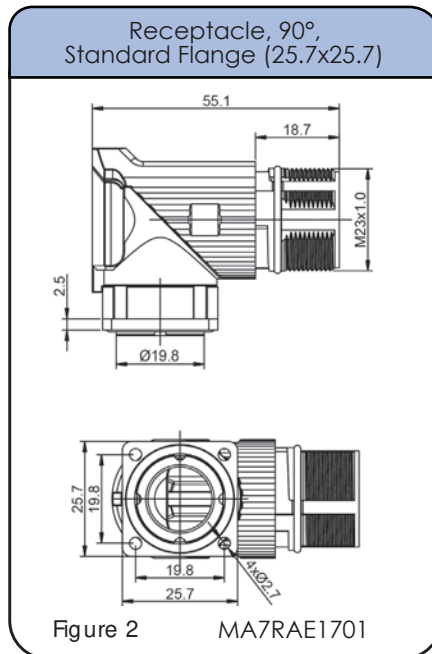
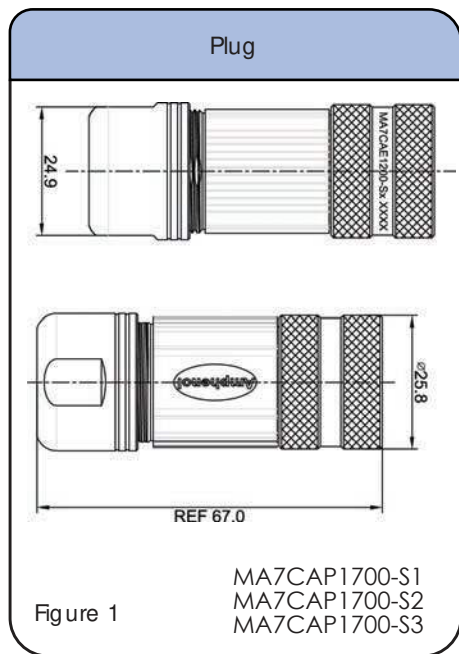
Crimp Contacts, Machined

Part Number	Pin/Socket	AWG	mm ²	Plating
SC000035	Pin	22-18	0.37 - 0.75	Gold
SC000146	Pin	28-24	0.10 - 0.25	Gold
SC000044	Socket	22-18	0.37 - 0.75	Gold
SC000030	Socket	28-24	0.10 - 0.25	Gold



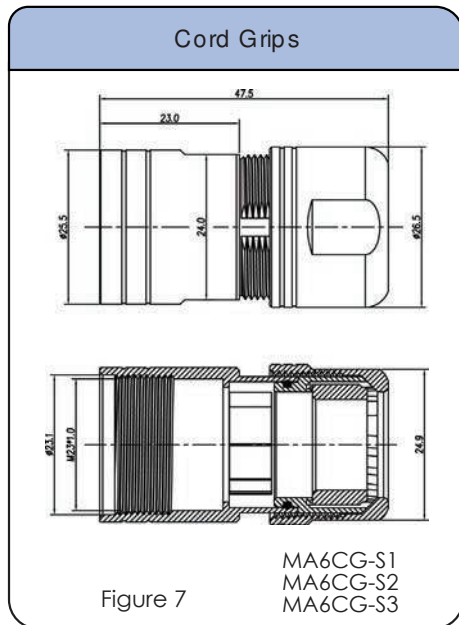
17 POSITIONS
9A / 125V
P type
Threaded

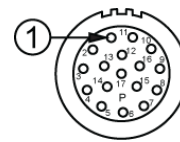
Style: P type Plug Number of Contacts: 17 Contact Size: 1.0mm
Sealing: IP66/67 AWG: 22-18 (0.37 - 0.75 mm²) / 28-24 (0.25 - 0.10 mm²)



Style: P type Plug Number of Contacts: 17 Contact Size: 1.0mm
Sealing: IP66/67 AWG: 22-18 (0.37 - 0.75 mm²) / 28-24 (0.25 - 0.10 mm²)

Connector Drawings continued














17 POSITIONS
9A / 125V
P type
Threaded

Style: P type Plug Number of Contacts: 17 Contact Size: 1.0mm
Sealing: IP66/67 AWG: 22-18 (0.37 - 0.75 mm²) / 28-24 (0.25 - 0.10 mm²)

Tools & Accessories

<p>Universal hand crimp tool. Uses universal positioner part no. SK2-2* Wire range 20-32AWG</p>  <p>AFM8</p>	<p>Universal hand crimp tool. Uses universal positioner part no. UH2-5* Wire range 12-26AWG</p>  <p>AF8</p>	<p>Pneumatic crimp tool. Uses universal positioner part no. SK2-2* Wire range 20-32AWG</p>  <p>WA22</p>
<p>Universal positioner is used with crimp tools AFM8 and WA22. Wire range 20-32AWG</p>  <p>SK2-2</p>	<p>Universal positioner is used with the universal hand crimp tool (AF8). Wire range 12-26AWG</p>  <p>UH2-5</p>	<p>Pneumatic crimp tool. Uses universal positioner part no. UH2-5*. Wire range 12-26AWG</p>  <p>WA27F</p>
<p>Extraction tool. Used for removal of 1.0mm contacts from inserts.</p>  <p>50-54931-1</p>	<p>Dust Cap</p>  <p>P29687</p>	<p>Dust Cap for Plug, Threaded</p>  <p>P31660</p>

* The universal positioner is not included with the crimp tools and must be ordered separately.

Connector Solutions M23 Elite Series

STEP 1
Choose Plug

STEP 2
Choose Receptacle

Plugs



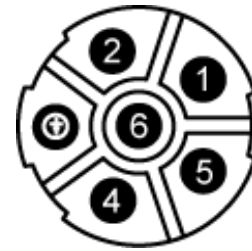
Plug Kits



Receptacles



Receptacle Kits



See page 14 for connector configurations

Receptacle Extension



BULK CABLE
starts on page
23

SEE TABLE ON NEXT PAGE FOR PART DETAILS

Complete datasheets can be found at www.amphenol-sine.com



6 POSITIONS
28A / 630V
Checkmate™

Number of Contacts: 6 Contact Size: 2.0mm
Sealing: IP66/67 AWG: 18-14 (0.75 - 2.5 mm²)



CONNECTOR SOLUTIONS

Connector Part Numbers

Part Number	Connector Type	Contact Type male = pin female = socket	Figure Drawings
	PLUGS		
MB5CKN0600-S1	Plug, straight, Checkmate™ 7.0-11.0mm cord grip	Socket	1
MB5CKN0600-S1-KIT	Plug kit, straight, Checkmate™ 7.0-11.0mm cord grip	Socket	1
MB5CKN0600-S2	Plug, straight, Checkmate™ 11.0-14.5mm cord grip	Socket	1
MB5CKN0600-S2-KIT	Plug kit, straight, Checkmate™ 11.0-14.5mm cord grip	Socket	1
MB5CKN0600-S3	Plug, straight, Checkmate™ 14.5-17.0mm cord grip	Socket	1
MB5CKN0600-S3-KIT	Plug kit, straight, Checkmate™ 14.5-17.0mm cord grip	Socket	1
↑ Contacts supplied separately see Chart 1 page 108			

Part Number	Connector Type	Contact Type male = pin female = socket	Figure Drawings
	RECEPTACLES		
MB5RJN0601	Receptacle, 90° rotatable, Checkmate™ Standard Flange (25.7x25.7)	Pin	2
MB5RJN0601-KIT	Receptacle Kit, 90° rotatable, Checkmate™ Standard Flange (25.7x25.7)	Pin	2
MB5RJN0602	Receptacle, 90° rotatable, Checkmate™ Large Flange (28.0x28.0)	Pin	3
MB5RJN0602-KIT	Receptacle Kit, 90° rotatable, Checkmate™ Large Flange (28.0x28.0)	Pin	3
MB5JJN0600-S1	Receptacle Extension, Checkmate™, 7.5-11.0mm Cable OD Range	Pin	4
MB5JJN0600-S2	Receptacle Extension, Checkmate™, 11.0-14.5mm Cable OD Range	Pin	4
MB5JJN0600-S3	Receptacle Extension, Checkmate™, 14.5-17.0mm Cable OD Range	Pin	4
↑ Contacts supplied separately see Chart 2 page 108			
MB2LLN0600*	Receptacle, straight flange mount, Checkmate™	Pin	5

*Standard Series receptacles are offered here as additional options for mating with Elite Series plugs.
See Assembly Instructions starting on page 266

Style: Number of Contacts: 6 Contact Size: 2.0mm
 Sealing: IP66/67 AWG: 18-14 (0.75 - 2.5 mm²)

Connector Part Numbers continued

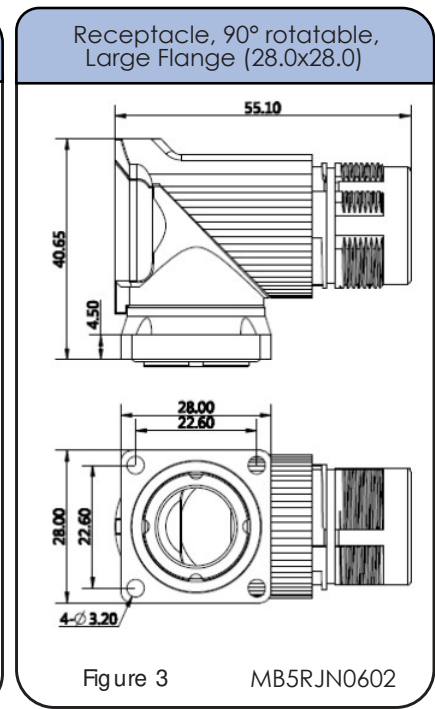
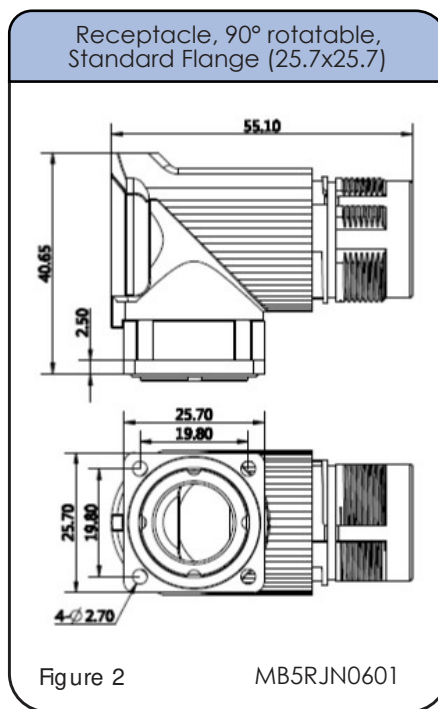
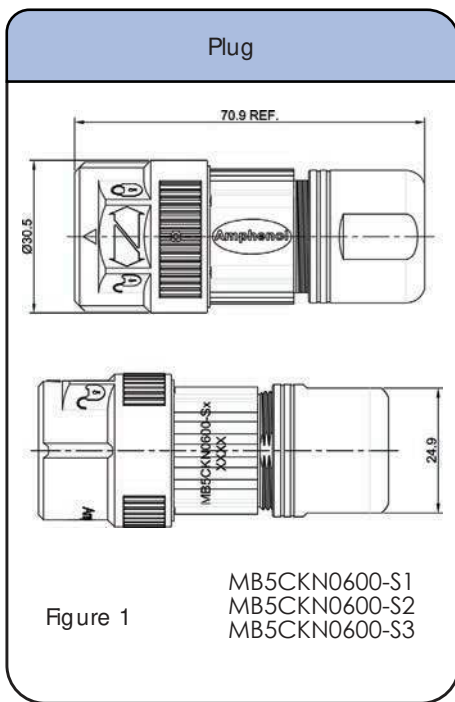
Part Number	Connector Type RECEPTACLES	Contact Type male = pin female = socket	Figure Drawings
MB2LLN0600-KIT*	Receptacle kit, straight, Checkmate™ Kit includes contacts	Pin	5
MB2LKN0600*	Receptacle, straight, Checkmate™	Pin	6

↑ Contacts supplied separately see Chart 3 page 108

Dimensions

See Chart 1 for contact options

See Chart 2 for contact options for 90° Rotatable Receptacles



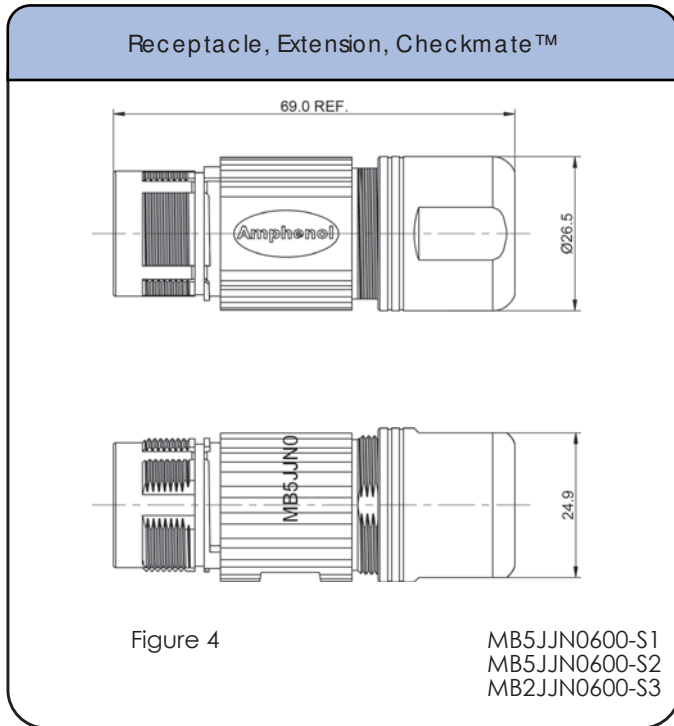


6 POSITIONS
28A / 630V
Checkmate™

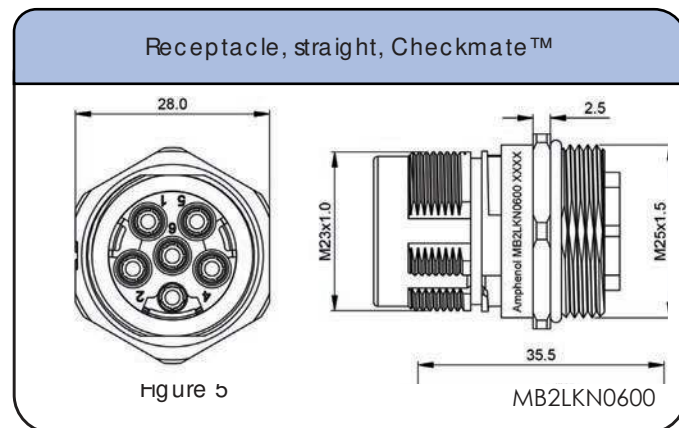
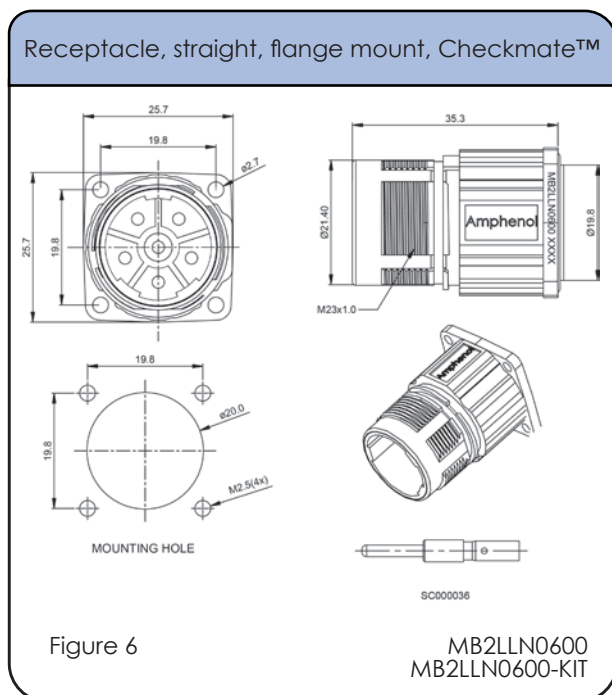
Style: Number of Contacts: 6 Contact Size: 2.0mm
Sealing: IP66/67 AWG: 18-14 (0.75 - 2.5 mm²)

Dimensions

See Chart 2 for contact options



See Chart 3 for contact options



Style: Number of Contacts: 6 Contact Size: 2.0mm
 Sealing: IP66/67 AWG: 18-14 (0.75 - 2.5 mm²)

Contacts



CHART 1

Crimp Contacts, Machined

For parts: MB5CKN0600-S1, MB5CKN0600-S2, MB5CKN0800-S3

Part #	Size	Type	AWG	mm ²	Plating
SC000260	2.0mm	Socket	18-20	2.5 - 0.5	Gold

CHART 2

Crimp Contacts, Machined

For parts: MB5RJN0601, MB5RJN0602, MB5JJN0600-S1, S2, S3

Part #	Size	Type	AWG	mm ²	Plating
SC000262	2.0mm	Pin	18-14	0.75 - 2.5	Gold

CHART 3

Crimp Contacts, Machined

For Parts: MB2LLN0600, MB2LKN0600, MB2LLN0600-KIT

Part #	Size	Type	AWG	mm ²	Plating
SC000036	2.0mm	Pin	18-14	1.5 - 0.75	Gold



6 POSITIONS
28A / 630V
Checkmate™

Style: Number of Contacts: 6 Contact Size: 2.0mm
Sealing: IP66/67 AWG: 18-14 (0.75 - 2.5 mm²)

Tools & Accessories

Universal hand crimp tool. Uses universal positioner part no. UH2-5*
Wire Range 12-26AWG



AF8

Pneumatic crimp tool. Uses universal positioner part no. UH2-5*
Wire Range 12-26AWG



WA27F

Extraction tool. Used for removal of 2.0mm contacts from inserts.




50-54931-2

Universal positioner is used with the universal hand crimp tool (AF8).
Wire range 12-26AWG



UH2-5

Dust Cap



P29687

Dust Cap for Plug, Checkmate™



P31661-06

* The universal positioner is not included with the crimp tools and must be ordered separately.

* The extraction tool is only required to remove contacts from part numbers beginning with MB2

Connector Solutions M23 Elite Series

STEP 1
Choose Plug

STEP 2
Choose Receptacle

Plugs



Receptacles



See page 14 for connector configurations

Plug Kits



Receptacle Extension



Receptacle Kits



BULK CABLE starts
on page 23

SEE TABLE ON NEXT PAGE FOR PART DETAILS

Complete datasheets can be found at www.amphenol-sine.com



6 POSITIONS
28A / 630V
Threaded

Number of Contacts: 6 Contact Size: 2.0mm
Sealing: IP66/67 AWG: 18-14 (0.75 - 2.5 mm²)

Connector Part Numbers

Part Number	Connector Type	Contact Type male = pin female = socket	Figure Drawings
	PLUGS		
MB7CKN0600-S1	Plug, straight, threaded 7.0-11.0mm cord grip	Socket	1
MB7CKN0600-S1-KIT	Plug kit, straight, threaded 7.0-11.0mm cord grip	Socket	1
MB7CKN0600-S2	Plug, straight, threaded 11.0-14.5mm cord grip	Socket	1
MB7CKN0600-S2-KIT	Plug kit, straight, threaded 11.0-14.5mm cord grip	Socket	1
MB7CKN0600-S3	Plug, straight, threaded 14.5-17.0mm cord grip	Socket	1
MB7CKN0600-S3-KIT	Plug kit, straight, threaded 14.5-17.0mm cord grip	Socket	1

↑ Contacts supplied separately see Chart 1 page 114

Part Number	Connector Type	Contact Type male = pin female = socket	Figure Drawings
	RECEPTACLES		
MB7RJN0601	Receptacle, 90° rotatable, threaded Standard Flange (25.7x25.7)	Pin	2
MB7RJN0601-KIT	Receptacle Kit, 90° rotatable, threaded Standard Flange (25.7x25.7)	Pin	2
MB7RJN0602	Receptacle, 90° rotatable, threaded Large Flange (28.0x28.0)	Pin	3
MB7RJN0602-KIT	Receptacle Kit, 90° rotatable, threaded Large Flange (28.0x28.0)	Pin	3
MB7JJN0600-S1	Receptacle extension, threaded, 7.5-11.0mm Cable OD Range	Pin	4
MB7JJN0600-S2	Receptacle extension, threaded, 11.0-14.5mm Cable OD Range	Pin	4
MB7JJN0600-S3	Receptacle extension, threaded, 14.5-17.0mm Cable OD Range	Pin	4

↑ Contacts supplied separately see Chart 2 page 114

*Standard Series receptacles are offered here as additional options for mating with Elite Series plugs.
See Assembly Instructions starting on page 266

Style: Number of Contacts: 6 Contact Size: 2.0mm
 Sealing: IP66/67 AWG: 18-14 (0.75 - 2.5 mm²)

Connector Part Numbers continued

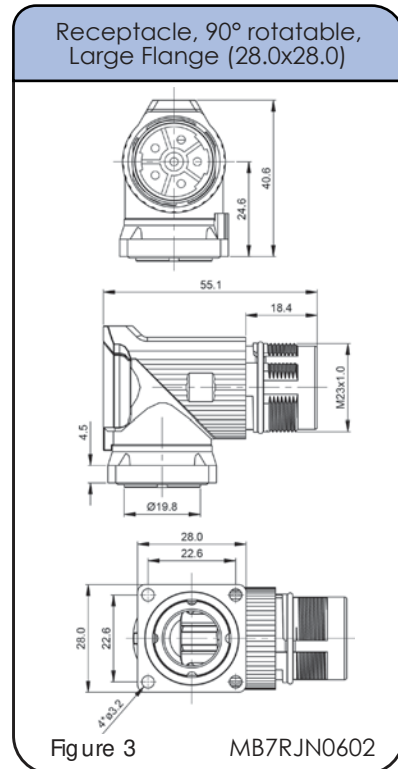
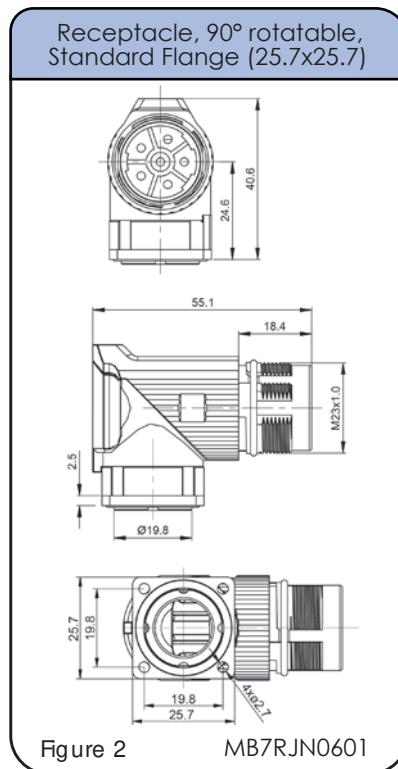
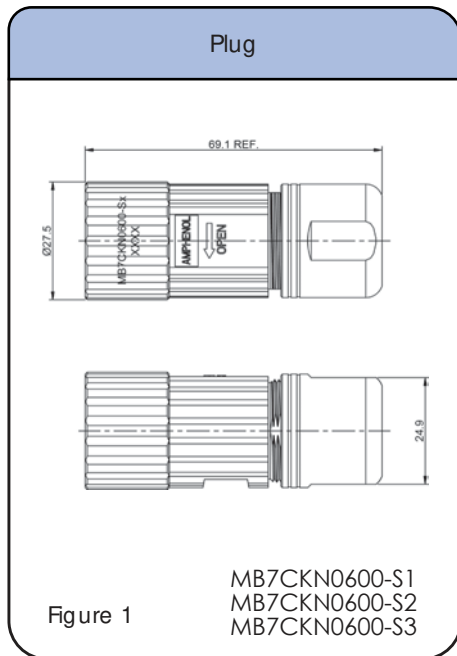
Part Number	Connector Type RECEPTACLES	Contact Type male = pin female = socket	Figure Drawings
MB1LLN0600*	Receptacle, straight, flange mount, threaded	Pin	5
MB1LLN0600-KIT*	Receptacle kit, straight, threaded. Kit includes contacts.	Pin	5
MB1LKN0600*	Receptacle, straight, threaded	Pin	6

↑ Contacts supplied separately see Chart 3 page 114

Dimensions

See Chart 1 for contact options

See Chart 2 for contact options for 90° Rotatable Receptacles



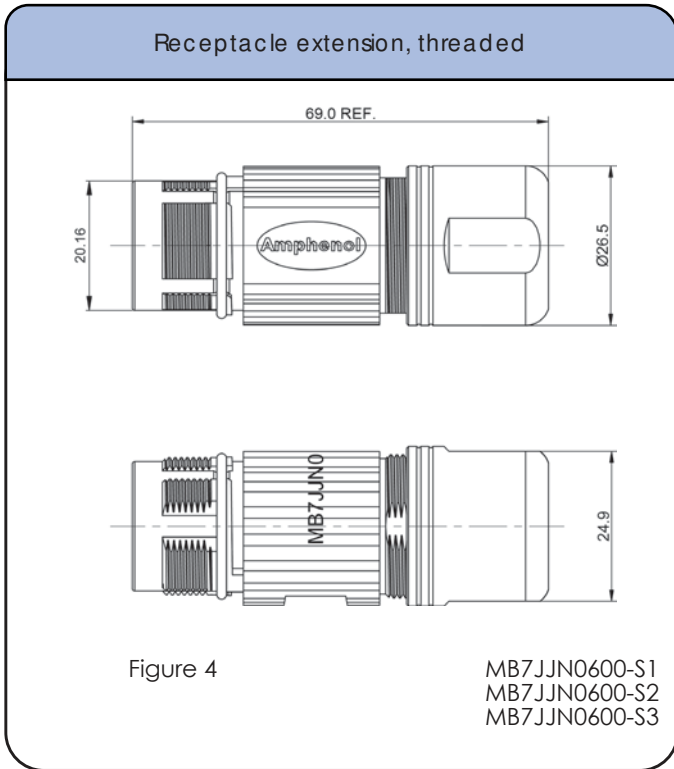


6 POSITIONS
28A / 630V
Threaded

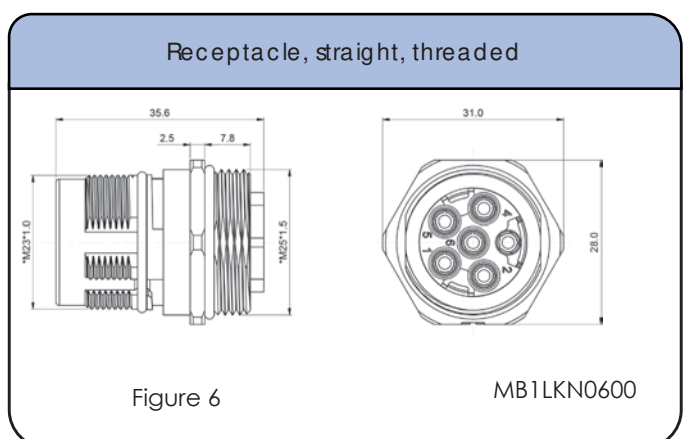
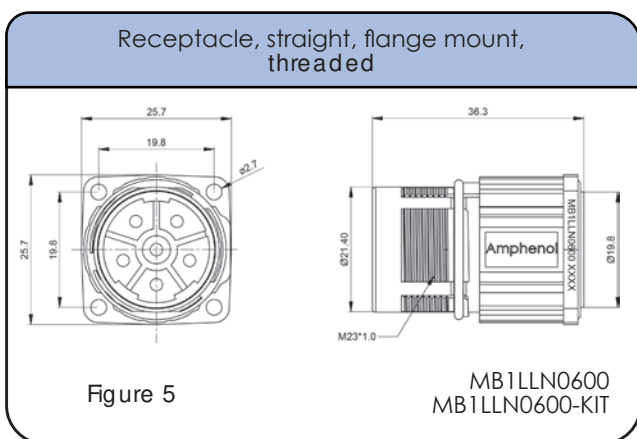
Style: Number of Contacts: 6 Contact Size: 2.0mm
Sealing: IP66/67 AWG: 18-14 (0.75 - 2.5 mm²)

Dimensions

See Chart 2 for contact options



See Chart 3 for contact options for all straight receptacles



Style: Number of Contacts: 6 Contact Size: 2.0mm
 Sealing: IP66/67 AWG: 18-14 (0.75 - 2.5 mm²)

Contacts



CHART 1 Crimp Contacts, Machined

For parts: MB7CKN0600-S1, MB7CKN0600-S2, MB7CKN0800-S3

Part #	Size	Type	AWG	mm ²	Plating
SC000260	2.0mm	Socket	18-20	2.5 - 5.0	Gold

CHART 2 Crimp Contacts, Machined

For parts: MB7RJN0601, MB7RJN0602, MB7JJN0600-S1,S2,S3

Part #	Size	Type	AWG	mm ²	Plating
SC000262	2.0mm	Pin	18-14	0.75 - 2.5	Gold

CHART 3 Crimp Contacts, Machined

For Parts: MB1LLN0600, MB1LKN0600, MB1LLN0600-KIT

Part #	Size	Type	AWG	mm ²	Plating
SC000036	2.0mm	Pin	18-14	1.5 - 0.75	Gold



6 POSITIONS
28A / 630V
Threaded

Style: Number of Contacts: 6 Contact Size: 2.0mm
Sealing: IP66/67 AWG: 18-14 (0.75 - 2.5 mm²)

Tools & Accessories

Universal hand crimp tool. Uses universal positioner part no. UH2-5*
Wire Range 12-26AWG



AF8

Pneumatic crimp tool. Uses universal positioner part no. UH2-5*
Wire Range 12-26AWG



WA27F

Extraction tool. Used for removal of 2.0mm contacts from inserts.



50-54931-2

Universal positioner is used with the universal hand crimp tool (AF8).
Wire range 12-26AWG



UH2-5

Dust Cap for Receptacle



P29687

Dust Cap for Plug, Threaded



P30663-06

* The universal positioner is not included with the crimp tools and must be ordered separately.

* The extraction tool is only required to remove contacts from part numbers beginning with MB1

Connector Solutions M23 Elite Series

STEP 1
Choose Plug

STEP 2
Choose Receptacle

Plugs



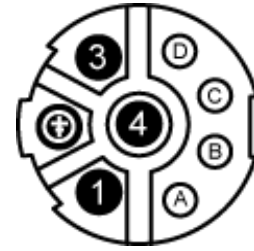

Plug Kits



Receptacles



Receptacle Kits



See page 14 for
connector configurations

Receptacle Extension



BULK CABLE starts
on page 23

SEE TABLE ON NEXT PAGE FOR PART DETAILS



8 (4+4) POSITIONS
 Power 30A/ 630V
 Signal 10A/ 250V
 Checkmate™

Number of Contacts: 8 (4+4) Contact Size: 1.0mm, 2.0mm Sealing: IP66/67
 AWG: 18-14 (0.75 - 2.5 mm²) / 18-22 (0.75-0.37) / 24-28 (0.25 - 0.10mm²)



Connector Part Numbers

Part Number	Connector Type	Contact Type male = pin female = socket	Figure Drawings
	PLUGS		
MB5CKN0800-S1	Plug, straight, Checkmate™ 7.0-11.0mm cord grip	Socket	1
MB5CKN0800-S1-KIT	Plug kit, straight, Checkmate™ 7.0-11.0mm cord grip	Socket	1
MB5CKN0800-S2	Plug, straight, Checkmate™ 11.0-14.5mm cord grip	Socket	1
MB5CKN0800-S2-KIT	Plug kit, straight, Checkmate™ 11.0-14.5mm cord grip	Socket	1
MB5CKN0800-S3	Plug, straight, Checkmate™ 14.5-17.0mm cord grip	Socket	1
MB5CKN0800-S3-KIT	Plug kit, straight, Checkmate™ 14.5-17.0mm cord grip	Socket	1

↑ Contacts supplied separately see Chart 1 page 120

Part Number	Connector Type	Contact Type male = pin female = socket	Figure Drawings
	RECEPTACLES		
MB5RJN0801	Receptacle, 90° rotatable, Checkmate™ Standard Flange (25.7x25.7)	Pin	2
MB5RJN0801-KIT	Receptacle Kit, 90° rotatable, Checkmate™ Standard Flange (25.7x25.7)	Pin	2
MB5RJN0802	Receptacle, 90° rotatable, Checkmate™ Large Flange (28.0x28.0)	Pin	3
MB5RJN0802-KIT	Receptacle Kit, 90° rotatable, Checkmate™ Large Flange (28.0x28.0)	Pin	3
MB5JJN0800-S1	Receptacle extension, Checkmate™ 7.5-11.0mm Cable OD Range	Pin	4
MB5JJN0800-S2	Receptacle extension, Checkmate™ 11.0-14.5mm Cable OD Range	Pin	4
MB5JJN0800-S3	Receptacle extension, Checkmate™ 14.5-17.0mm Cable OD Range	Pin	4

↑ Contacts supplied separately see Chart 2 page 120

*Standard Series receptacles are offered here as additional options for mating with Elite Series plugs.
 See Assembly Instructions starting on page 266

Number of Contacts: 8 (4+4) Contact Size: 1.0mm, 2.0mm Sealing: IP66/67
 AWG: 18-14 (0.75 - 2.5 mm²) / 18-22 (0.75-0.37) / 24-28 (0.25 - 0.10mm²)

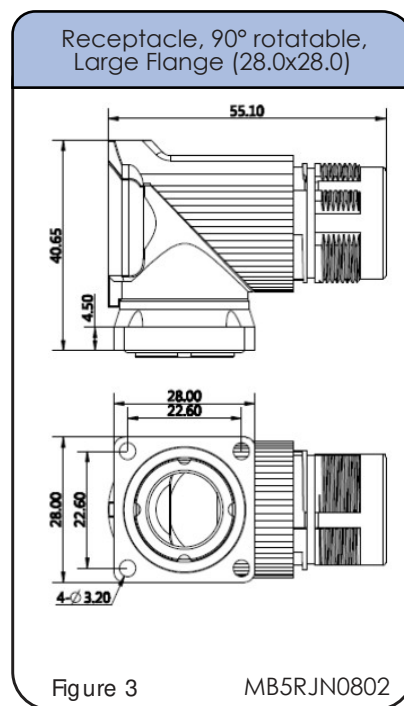
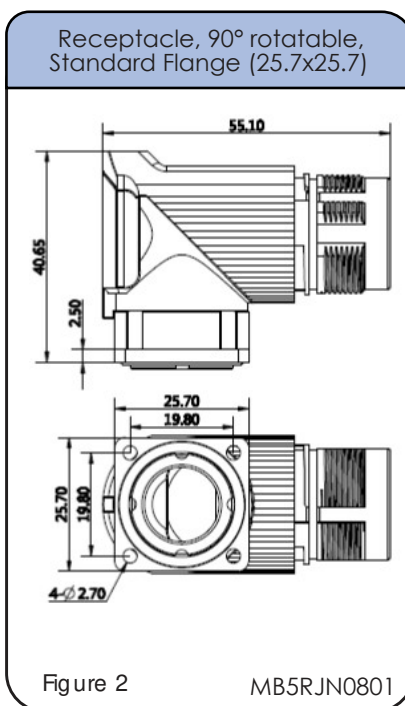
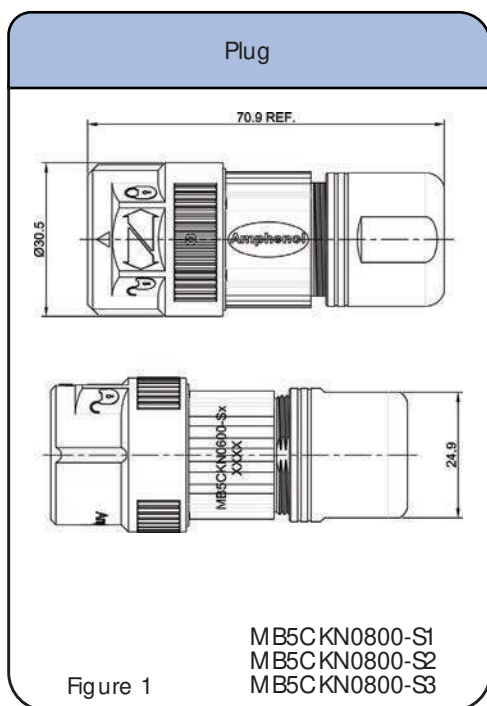
Connector Part Numbers continued

Part Number	Connector Type RECEPTACLES	Contact Type male = pin female = socket	Figure Drawings
MB2LLN0800*	Receptacle, straight, flange mount, Checkmate™	Pin	5
MB2LLN0800-KIT*	Receptacle Kit, straight, Checkmate™ Kit includes contacts	Pin	7
MB2LKN0800*	Receptacle, straight, M25, Checkmate™	Pin	6
↑ Contacts supplied separately see Chart 3 page 120			

Dimensions

See Chart 1 for contacts options

See Chart 2 for contacts options for 90° Rotatable Receptacles





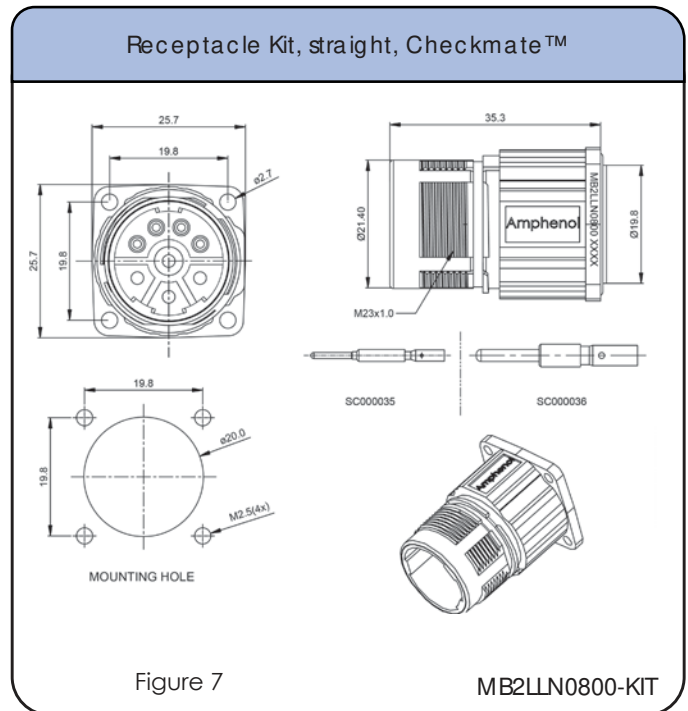
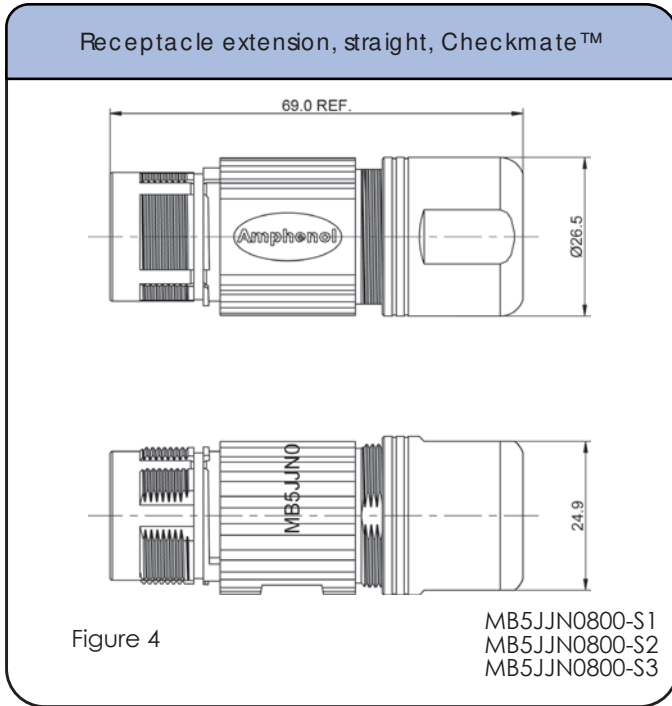
8 (4+4) POSITIONS
 Power 30A/ 630V
 Signal 10A/ 250V
 Checkmate™

Number of Contacts: 8 (4+4) Contact Size: 1.0mm, 2.0mm Sealing: IP66/67
 AWG: 18-14 (0.75 - 2.5 mm²) / 18-22 (0.75-0.37) / 24-28 (0.25 - 0.10mm²)

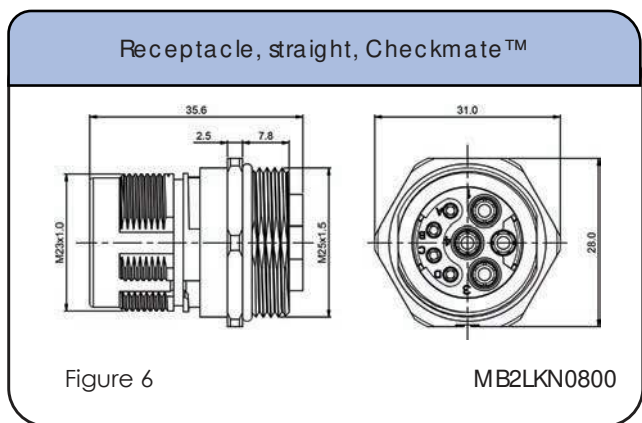
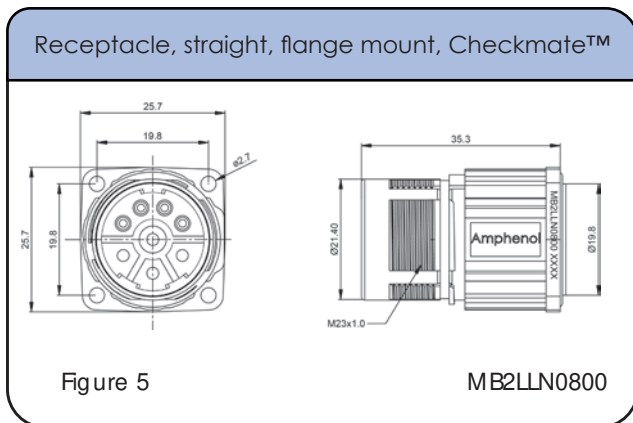
Dimensions

See Chart 2 for contact options

See Chart 3 for contact options



See Chart 3 for contact options for all straight receptacles



Number of Contacts: 8 (4+4) Contact Size: 1.0mm, 2.0mm Sealing: IP66/67
 AWG: 18-14 (0.75 - 2.5 mm²) / 18-22 (0.75-0.37) / 24-28 (0.25 - 0.10mm²)

Contacts



CHART 1 Crimp Contacts, Machined

For parts: MB5CKN0800-S1, MB5CKN0800-S2, MB5CKN0800-S3

Part #	Size	Type	AWG	mm ²	Plating
SC000259	1.0mm	Socket	22-18	0.37 - 0.75	Gold
SC000385	1.0mm	Socket	28-24	0.10 - 0.25	Gold
SC000260	2.0mm	Socket	18-14	0.75 - 2.5	Gold

CHART 2 Crimp Contacts, Machined

For parts: MB5RJN0801, MB5RJN0802, MB5JJN0800-S1,S2,S3

Part #	Size	Type	AWG	mm ²	Plating
SC000261	1.0mm	Pin	22-18	0.37 - 0.75	Gold
SC000386	1.0mm	Pin	28-24	0.10 - 0.25	Gold
SC000262	2.0mm	Pin	18-14	0.75 - 2.5	Gold

CHART 3 Crimp Contacts, Machined

For Parts: MB2LLN0800, MB2LKN0800, MB2LLN0800-KIT

Part #	Size	Type	AWG	mm ²	Plating
SC000035	1.0mm	Pin	22-18	0.37 - 0.75	Gold
SC000146	1.0mm	Pin	28-24	0.10 - 0.25	Gold
SC000036	2.0mm	Pin	18-14	1.5 - 0.75	Gold



8 (4+4) POSITIONS
 Power 30A/ 630V
 Signal 10A/ 250V
 Checkmate™

Number of Contacts: 8 (4+4) Contact Size: 1.0mm, 2.0mm Sealing: IP66/67
 AWG: 18-14 (0.75 - 2.5 mm²) / 18-22 (0.75-0.37) / 24-28 (0.25 - 0.10mm²)

Tools & Accessories

Pneumatic crimp tool. Uses universal positioner part no. SK2-2*
 Wire Range 20-32AWG



WA22

Pneumatic crimp tool. Uses universal positioner part no. UH2-5*
 Wire Range 12-26AWG



WA27F

Extraction tool. Used for removal of 1.0mm contacts from inserts.



50-54931-1

Universal hand crimp tool. Uses universal positioner part no. UH2-5*
 Wire Range 12-26AWG



AF8

Universal positioner is used with the universal hand crimp tool (AF8).
 Wire range 12-26AWG



UH2-5

Extraction tool. Used for removal of 2.0mm contacts from inserts.




50-54931-2

Universal hand crimp tool. Uses universal positioner part no. SK2-2*
 Wire Range 20-32AWG



AFM8

Universal positioner is used with crimp tools AFM8 and WA22.
 Wire range 20-32AWG



SK2-2

Dust Cap for Receptacle



P29687

Dust Cap for Plug, Checkmate™



P31661-08

* The Extraction tools are required only for part numbers beginning with MB2

* The universal positioner is not included with the crimp tools and must be ordered separately.

Connector Solutions M23 Elite Series

STEP 1
Choose Plug

STEP 2
Choose Receptacle

Plugs



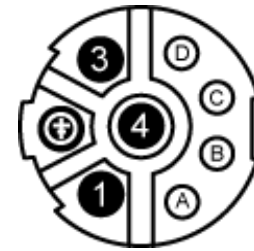
Plug Kits



Receptacles



Receptacle Kits



See page 14 for
connector configurations

Receptacle Extension



BULK CABLE starts
on page 23

SEE TABLE ON NEXT PAGE FOR PART DETAILS



8 (4+4) POSITIONS
 Power 30A/ 630V
 Signal 10A/ 250V
 Threaded

Number of Contacts: 8 (4+4) Contact Size: 1.0mm, 2.0mm Sealing: IP66/67
 AWG: 18-14 (0.75 - 2.5 mm²) / 18-22 (0.75 - 0.37) / 24-28 (0.25-0.10)

Connector Part Numbers

Part Number	Connector Type	Contact Type male = pin female = socket	Figure Drawings
	PLUGS		
MB7CKN0800-S1	Plug, straight, threaded 7.0-11.0mm cord grip	Socket	1
MB7CKN0800-S1-KIT	Plug kit, straight, threaded 7.0-11.0mm cord grip	Socket	1
MB7CKN0800-S2	Plug, straight, threaded 11.0-14.5mm cord grip	Socket	1
MB7CKN0800-S2-KIT	Plug kit, straight, threaded 11.0-14.5mm cord grip	Socket	1
MB7CKN0800-S3	Plug, straight, threaded 14.5-17.0mm cord grip	Socket	1
MB7CKN0800-S3-KIT	Plug kit, straight, threaded 14.5-17.0mm cord grip	Socket	1

↑ Contacts supplied separately. See Chart 1 on page 126

Part Number	Connector Type	Contact Type male = pin female = socket	Figure Drawings
	RECEPTACLES		
MB7RJN0801	Receptacle, 90° rotatable, threaded Standard Flange (25.7x25.7)	Pin	2
MB7RJN0801-KIT	Receptacle Kit, 90° rotatable, threaded Standard Flange (25.7x25.7)	Pin	2
MB7RJN0802	Receptacle, 90° rotatable, threaded Large Flange (28.0x28.0)	Pin	3
MB7RJN0802-KIT	Receptacle Kit, 90° rotatable, threaded Large Flange (28.0x28.0)	Pin	3
MB7JJN0800-S1	Receptacle extension, threaded 7.5-11.0mm Cable OD Range	Pin	4
MB7JJN0800-S2	Receptacle extension, threaded 11.0-14.5mm Cable OD Range	Pin	4
MB7JJN0800-S3	Receptacle extension, threaded 14.5-17.0mm Cable OD Range	Pin	4

↑ Contacts supplied separately. See Chart 2 on page 126

*Standard Series receptacles are offered here as additional options for mating with Elite Series plugs.
 See Assembly Instructions starting on page 266

Number of Contacts: 8 (4+4) Contact Size: 1.0mm, 2.0mm Sealing: IP66/67
 AWG: 18-14 (0.75 - 2.5 mm²) / 18-22 (0.75 - 0.37) / 24-28 (0.25-0.10)

Connector Part Numbers continued

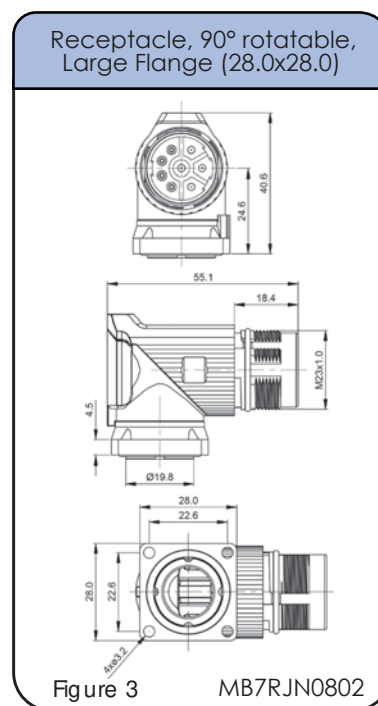
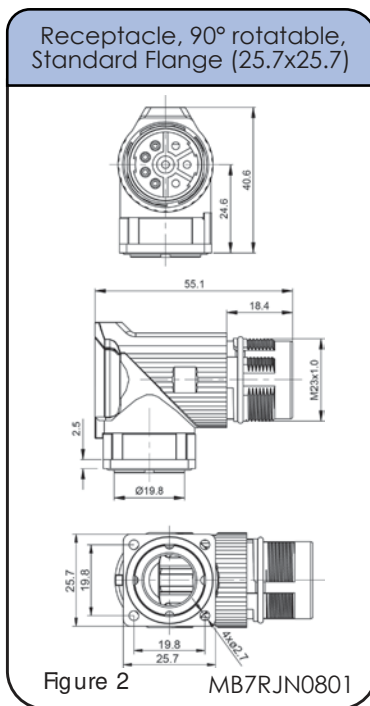
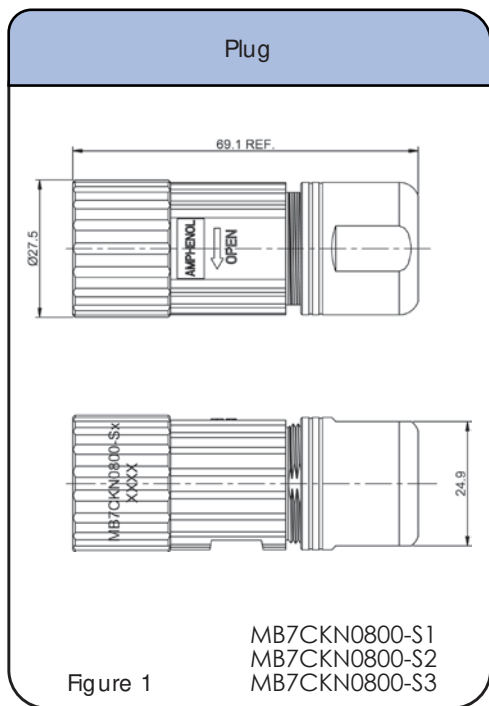
Part Number	Connector Type RECEPTALCES	Contact Type male = pin female = socket	Figure Drawings
MB1LLN0800*	Receptacle, straight, flange mount, threaded	Pin	5
MB1LLN0800-KIT*	Receptacle Kit, straight, threaded Kit includes contacts	Pin	5
MB1LKN0800*	Receptacle, straight, M25, threaded	Pin	6

↑ Contacts supplied separately. See Chart 3 on page 126

Dimensions

See Chart 1 for contact options

See Chart 2 for contact options for 90° Rotatable Receptacles



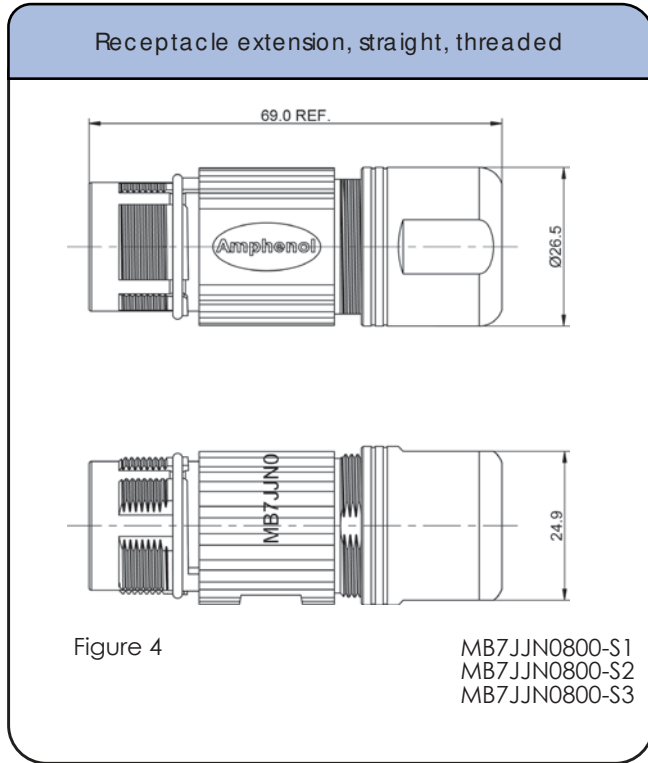


8 (4+4) POSITIONS
 Power 30A/ 630V
 Signal 10A/ 250V
 Threaded

Number of Contacts: 8 (4+4) Contact Size: 1.0mm, 2.0mm Sealing: IP66/67
 AWG: 18-14 (0.75 - 2.5 mm²) / 18-22 (0.75 - 0.37) / 24-28 (0.25-0.10)

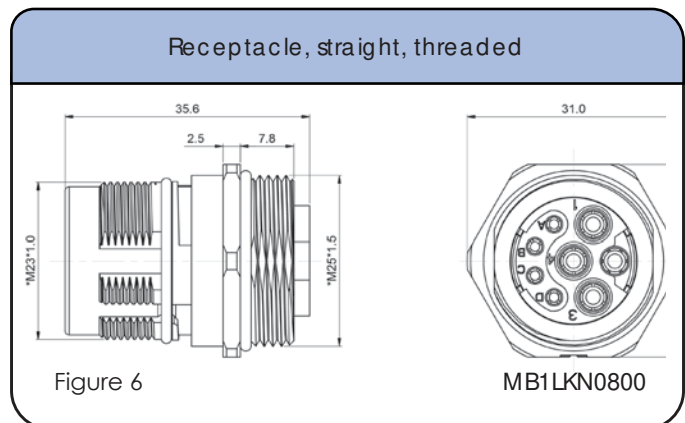
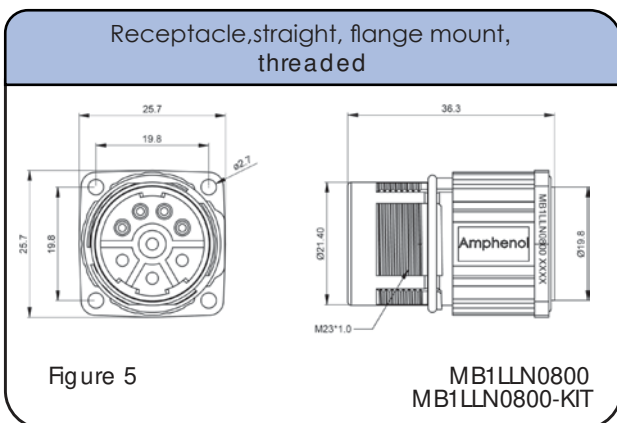
Dimensions

See Chart 2 for contact options



See Chart 3 for contact options for all straight receptacles

See Chart 2 for contact options



Number of Contacts: 8 (4+4) Contact Size: 1.0mm, 2.0mm Sealing: IP66/67
 AWG: 18-14 (0.75 - 2.5 mm²) / 18-22 (0.75 - 0.37) / 24-28 (0.25-0.10)

Contacts



CHART 1 Crimp Contacts, Machined

For parts: MB7CKN0800-S1, MB7CKN0800-S2, MB7CKN0800-S3

Part #	Size	Type	AWG	mm ²	Plating
SC000259	1.0mm	Socket	22-18	0.37 - 0.75	Gold
SC000385	1.0mm	Socket	28-24	0.10 - 0.25	Gold
SC000260	2.0mm	Socket	18-20	2.5 - 0.5	Gold

CHART 2 Crimp Contacts, Machined

For parts: MB7RJN0801, MB7RJN0802, MB7JJN0800-S1,S2,S3

Part #	Size	Type	AWG	mm ²	Plating
SC000261	1.0mm	Pin	22-18	0.37 - 0.75	Gold
SC000386	1.0mm	Pin	28-24	0.10 - 0.25	Gold
SC000262	2.0mm	Pin	18-14	0.75 - 2.5	Gold

CHART 3 Crimp Contacts, Machined

For Parts: MB1LLN0800, MB1LKN0800, MB1LLN0800-KIT

Part #	Size	Type	AWG	mm ²	Plating
SC000035	1.0mm	Pin	22-18	0.37 - 0.75	Gold
SC000146	1.0mm	Pin	28-24	0.10 - 0.25	Gold
SC000036	2.0mm	Pin	18-14	1.5 - 0.75	Gold



8 (4+4) POSITIONS
 Power 30A/ 630V
 Signal 10A/ 250V
 Threaded

Number of Contacts: 8 (4+4) Contact Size: 1.0mm, 2.0mm Sealing: IP66/67
 AWG: 18-14 (0.75 - 2.5 mm²) / 18-22 (0.75 - 0.37) / 24-28 (0.25-0.10)

Tools & Accessories

Pneumatic crimp tool. Uses universal positioner part no. SK2-2*
 Wire Range 20-32AWG



WA22

Pneumatic crimp tool. Uses universal positioner part no. UH2-5*
 Wire Range 12-26AWG



WA27F

Extraction tool. Used for removal of 1.0mm contacts from inserts.



50-54931-1

Universal hand crimp tool. Uses universal positioner part no. UH2-5*
 Wire Range 12-26AWG



AF8

Universal positioner is used with the universal hand crimp tool (AF8).
 Wire range 12-26AWG



UH2-5

Extraction tool. Used for removal of 2.0mm contacts from inserts.



50-54931-2

Universal hand crimp tool. Uses universal positioner part no. SK2-2*
 Wire Range 20-32AWG



AFM8

Universal positioner is used with crimp tools AFM8 and WA22.
 Wire range 20-32AWG



SK2-2

Dust Cap for Receptacle



P29687

Dust Cap for Plug, Threaded



P30663-08

* The Extraction tools are required only for part numbers beginning with MB1

* The universal positioner is not included with the crimp tools and must be ordered separately.

Connector Solutions M23 Elite Series

STEP 1
Choose Plug

STEP 2
Choose Receptacle

Plugs




Plug Kits



Receptacles



Receptacle Kits



See page 14 for
connector configurations

Receptacle Extension



**BULK CABLE starts
on page 23**

SEE TABLE ON NEXT PAGE FOR PART DETAILS



9 (4+5) POSITIONS
 Power 30A/ 630V
 Signal 10A/ 250V
 Checkmate™

Number of Contacts: 9 (4+5) Contact Size: 1.0mm, 2.0mm Sealing: IP66/67
 AWG: 18-14 (0.75 - 2.5 mm²) / 18-22 (0.75 - 0.37) / 24-28 (0.25-0.10)



Connector Part Numbers

Part Number	Connector Type	Contact Type male = pin female = socket	Figure Drawings
	PLUGS		
MB5CKN0900-S1	Plug, straight, Checkmate™ 7.0-11.0mm cord grip	Socket	1
MB5CKN0900-S1-KIT	Plug kit, straight, Checkmate™ 7.0-11.0mm cord grip	Socket	1
MB5CKN0900-S2	Plug, straight, Checkmate™ 11.0-14.5mm cord grip	Socket	1
MB5CKN0900-S2-KIT	Plug kit, straight, Checkmate™ 11.0-14.5mm cord grip	Socket	1
MB5CKN0900-S3	Plug, straight, Checkmate™ 14.5-17.0mm cord grip	Socket	1
MB5CKN0900-S3-KIT	Plug kit, straight, Checkmate™ 14.5-17.0mm cord grip	Socket	1

↑ Contacts supplied separately see Chart 1 page 132

Part Number	Connector Type	Contact Type male = pin female = socket	Figure Drawings
	RECEPTACLS		
MB5RJN0901	Receptacle, 90° rotatable, Checkmate™ Standard Flange (25.7x25.7)	Pin	2
MB5RJN0901-KIT	Receptacle Kit, 90° rotatable, Checkmate™ Standard Flange (25.7x25.7)	Pin	2
MB5RJN0902	Receptacle, 90° rotatable, Checkmate™ Large Flange (28.0x28.0)	Pin	3
MB5RJN0902-KIT	Receptacle Kit, 90° rotatable, Checkmate™ Large Flange (28.0x28.0)	Pin	3
MB5JJN0900-S1	Receptacle extension, Checkmate™ 7.5-11.0mm Cable OD Range	Pin	4
MB5JJN0900-S2	Receptacle extension, Checkmate™ 11.0-14.5mm Cable OD Range	Pin	4
MB5JJN0900-S3	Receptacle extension, Checkmate™ 14.5-17.0mm Cable OD Range	Pin	4

↑ Contacts supplied separately see Chart 2 page 132

*Standard Series receptacles are offered here as additional options for mating with Elite Series plugs.
 See Assembly Instructions starting on page 266

Complete datasheets can be found at www.amphenol-sine.com

Number of Contacts: 9 (4+5) Contact Size: 1.0mm, 2.0mm Sealing: IP66/67
 AWG: 18-14 (0.75 - 2.5 mm²) / 18-22 (0.75 - 0.37) / 24-28 (0.25-0.10)

Connector Part Numbers continued

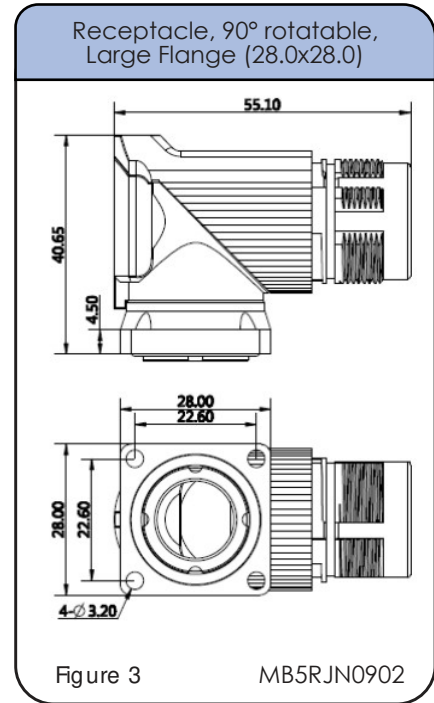
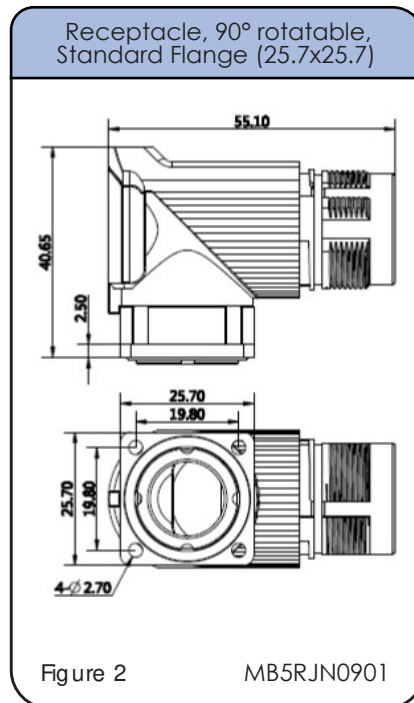
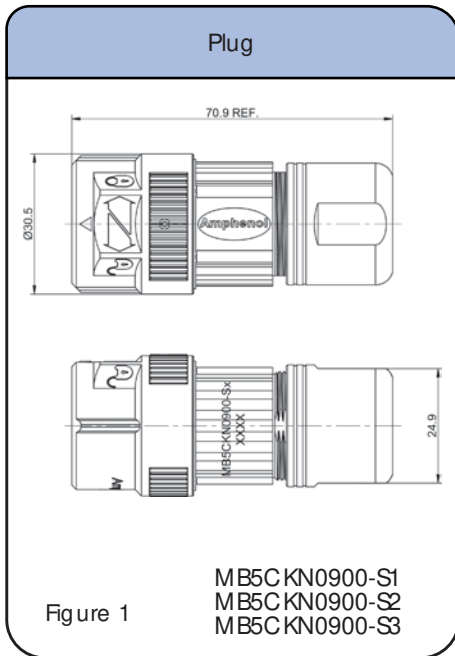
Part Number	Connector Type RECEPTACLS	Contact Type male = pin female = socket	Figure Drawings
MB2LLN0900*	Receptacle, straight, flange mount, Checkmate™	Pin	5
MB2LLN0900-KIT*	Receptacle kit, straight, Checkmate™ Kit includes contacts	Pin	7
MB2LKN0900*	Receptacle, straight, M25, Checkmate™	Pin	6

↑ Contacts supplied separately see Chart 3 page 132

Dimensions

See Chart 1 for contact options

See Chart 2 for contact options for 90° Rotatable Receptacles





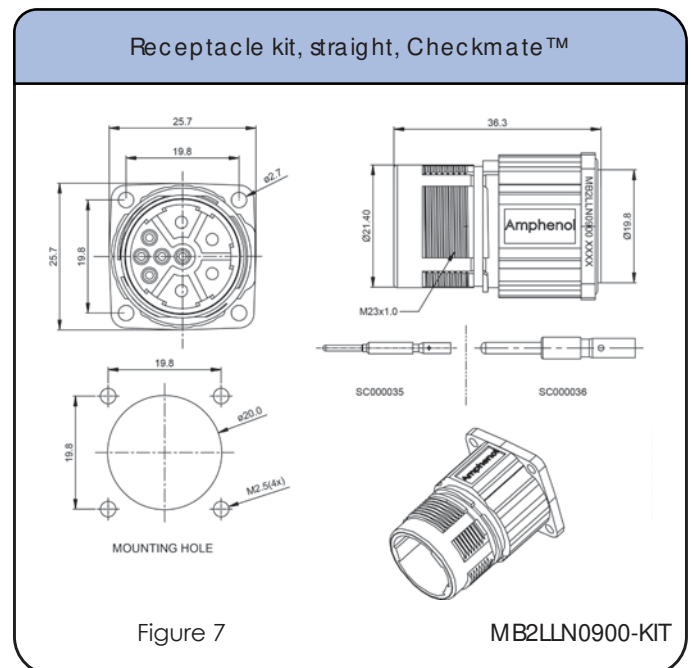
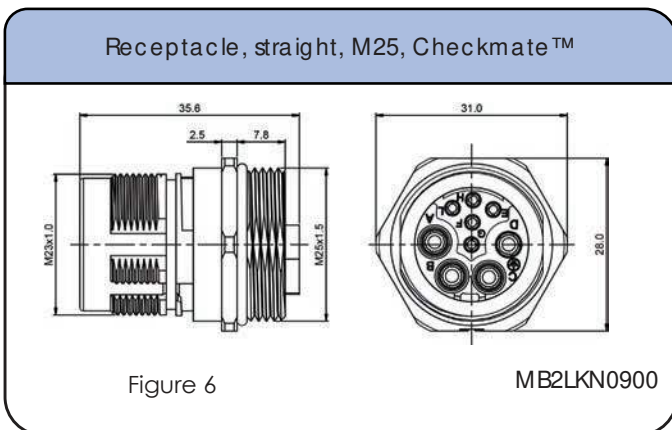
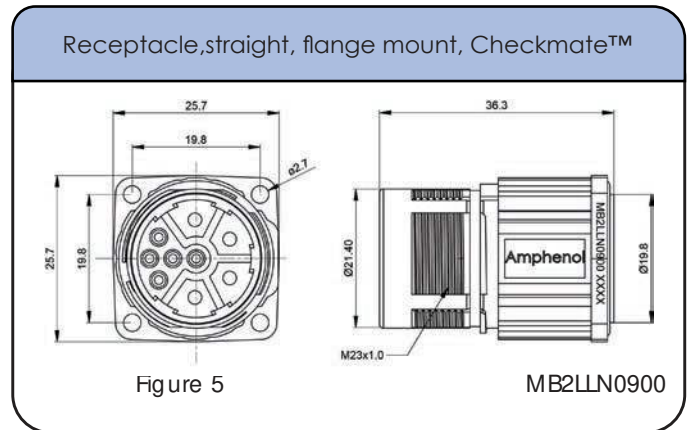
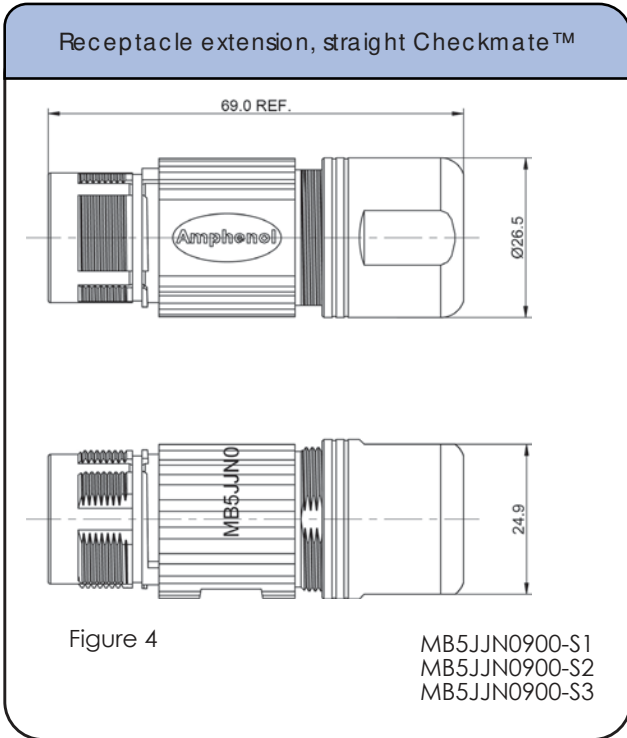
9 (4+5) POSITIONS
 Power 30A/ 630V
 Signal 10A/ 250V
 Checkmate™

Number of Contacts: 9 (4+5) Contact Size: 1.0mm, 2.0mm Sealing: IP66/67
 AWG: 18-14 (0.75 - 2.5 mm²) / 18-22 (0.75 - 0.37) / 24-28 (0.25-0.10)

Dimensions

See Chart 2 for contacts options

See Chart 3 for contacts options



Number of Contacts: 9 (4+5) Contact Size: 1.0mm, 2.0mm Sealing: IP66/67
 AWG: 18-14 (0.75 - 2.5 mm²) / 18-22 (0.75 - 0.37) / 24-28 (0.25-0.10)

Contacts



CHART 1

Crimp Contacts, Machined

For parts: MB5CKN0900-S1, MB5CKN0900-S2, MB5CKN0900-S3

Part #	Size	Type	AWG	mm ²	Plating
SC000259	1.0mm	Socket	22-18	0.37 - 0.75	Gold
SC000385	1.0mm	Socket	28-24	0.10 - 0.25	Gold
SC000260	2.0mm	Socket	20-14	2.5 - 0.5	Gold

CHART 2

Crimp Contacts, Machined

For parts: MB5RJN0901, MB5RJN0902, MB5JJN0900-S1,S2,S3

Part #	Size	Type	AWG	mm ²	Plating
SC000261	1.0mm	Pin	22-18	0.37 - 0.75	Gold
SC000386	1.0mm	Pin	28-24	0.10 - 0.25	Gold
SC000262	2.0mm	Pin	18-14	0.75 - 2.5	Gold

CHART 3

Crimp Contacts, Machined

For Parts: MB2LLN0900, MB2LKN0900, MB2LLN0900-KIT

Part #	Size	Type	AWG	mm ²	Plating
SC000035	1.0mm	Pin	22-18	0.37 - 0.75	Gold
SC000146	1.0mm	Pin	28-24	0.10 - 0.25	Gold
SC000036	2.0mm	Pin	18-14	1.5 - 0.75	Gold



9 (4+5) POSITIONS
 Power 30A/ 630V
 Signal 10A/ 250V
 Checkmate™

Number of Contacts: 9 (4+5) Contact Size: 1.0mm, 2.0mm Sealing: IP66/67
 AWG: 18-14 (0.75 - 2.5 mm²) / 18-22 (0.75 - 0.37) / 24-28 (0.25-0.10)

Tools & Accessories

Pneumatic crimp tool. Uses universal positioner part no. SK2-2*
 Wire Range 20-32AWG

WA22

Pneumatic crimp tool. Uses universal positioner part no. UH2-5*
 Wire Range 12-26AWG

WA27F

Extraction tool. Used for removal of 1.0mm contacts from inserts.

50-54931-1

Universal hand crimp tool. Uses universal positioner part no. UH2-5*
 Wire Range 12-26AWG

AF8

Universal positioner is used with the universal hand crimp tool (AF8).
 Wire range 12-26AWG

UH2-5

Extraction tool. Used for removal of 2.0mm contacts from inserts.

50-54931-2

Universal hand crimp tool. Uses universal positioner part no. SK2-2*
 Wire Range 20-32AWG

AFM8

Universal positioner is used with crimp tools AFM8 and WA22.
 Wire range 20-32AWG

SK2-2

Dust Cap for Receptacle

P29687

Dust Cap for Plug, Checkmate™

P31661-09

* The Extraction tools are required only for part numbers beginning with MB2

* The universal positioner is not included with the crimp tools and must be ordered separately.

Connector Solutions M23 Elite Series

STEP 1
Choose Plug

STEP 2
Choose Receptacle

Plugs



Receptacles



See page 14 for connector configurations

Plugs Kits



Receptacle Extension



Receptacle Kits



BULK CABLE starts
on page 23

SEE TABLE ON NEXT PAGE FOR PART DETAILS



9 (4+5) POSITIONS
 Power 30A/ 630V
 Signal 10A/ 250V
 Threaded

Number of Contacts: 9 (4+5) Contact Size: 1.0mm, 2.0mm Sealing: IP66/67
 AWG: 18-14 (0.75 - 2.5 mm²) / 18-22 (0.75 - 0.37) / 24-28 (0.25-0.10)

Connector Part Numbers

Part Number	Connector Type	Contact Type male = pin female = socket	Figure Drawings
	PLUGS		
MB7CKN0900-S1	Plug, straight, threaded 7.0-11.0mm cord grip	Socket	1
MB7CKN0900-S1-KIT	Plug kit, straight, threaded 7.0-11.0mm cord grip	Socket	1
MB7CKN0900-S2	Plug, straight, threaded 11.0-14.5mm cord grip	Socket	1
MB7CKN0900-S2-KIT	Plug kit, straight, threaded 11.0-14.5mm cord grip	Socket	1
MB7CKN0900-S3	Plug, straight, threaded 14.5-17.0mm cord grip	Socket	1
MB7CKN0900-S3-KIT	Plug, straight, threaded 14.5-17.0mm cord grip	Socket	1
↑ Contacts supplied separately see Chart 1 page 138			

Part Number	Connector Type	Contact Type male = pin female = socket	Figure Drawings
	RECEPTACLES		
MB7RJN0901	Receptacle, 90° rotatable, threaded Standard Flange (25.7x25.7)	Pin	2
MB7RJN0901-KIT	Receptacle Kit, 90° rotatable, threaded Standard Flange (25.7x25.7)	Pin	
MB7RJN0902	Receptacle, 90° rotatable, threaded Large Flange (28.0x28.0)	Pin	3
MB7RJN0902-KIT	Receptacle Kit, 90° rotatable, threaded Large Flange (28.0x28.0)	Pin	
MB7JJN0900-S1	Receptacle extension, threaded 7.5-11.0mm Cable OD Range	Pin	4
MB7JJN0900-S2	Receptacle extension, threaded 11.0-14.5mm Cable OD Range	Pin	4
MB7JJN0900-S3	Receptacle extension, threaded 14.5-17.0mm Cable OD Range	Pin	4
↑ Contacts supplied separately see Chart 2 page 138			

*Standard Series receptacles are offered here as additional options for mating with Elite Series plugs.
 See Assembly Instructions starting on page 266

Complete datasheets can be found at www.amphenol-sine.com

Number of Contacts: 9 (4+5) Contact Size: 1.0mm, 2.0mm Sealing: IP66/67
 AWG: 18-14 (0.75 - 2.5 mm²) / 18-22 (0.75 - 0.37) / 24-28 (0.25-0.10)

Connector Part Numbers continued

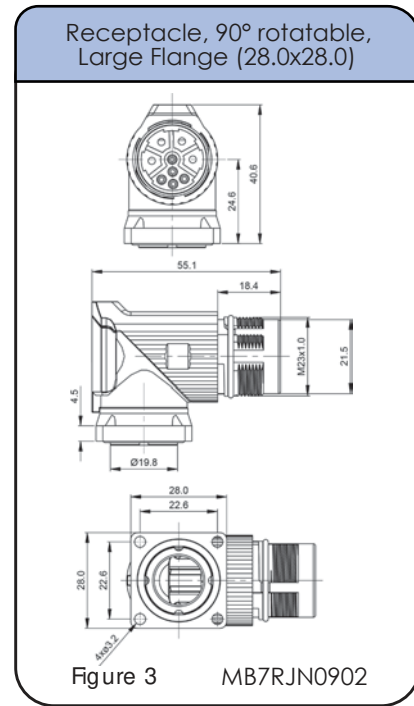
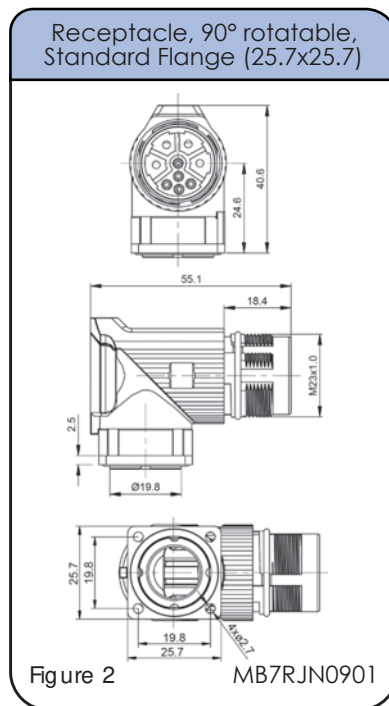
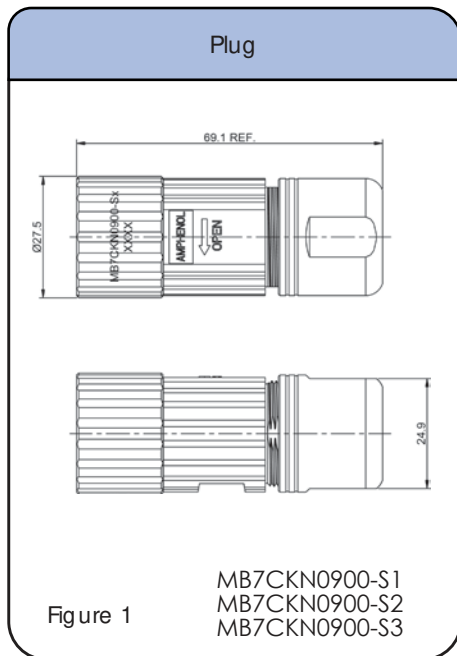
Part Number	Connector Type	Contact Type male = pin female = socket	Figure Drawings
	RECEPTACLES		
MB1LLN0900*	Receptacle, straight, flange mount, threaded	Pin	4
MB1LLN0900-KIT*	Receptacle kit, straight, threaded Kit includes contacts	Pin	4
MB1LKN0900*	Receptacle, straight, M25, threaded	Pin	5

↑ Contacts supplied separately see Chart 3 page 138

Dimensions

See Chart 1 for contacts options

See Chart 2 for contacts options for 90° Rotatable Receptacles





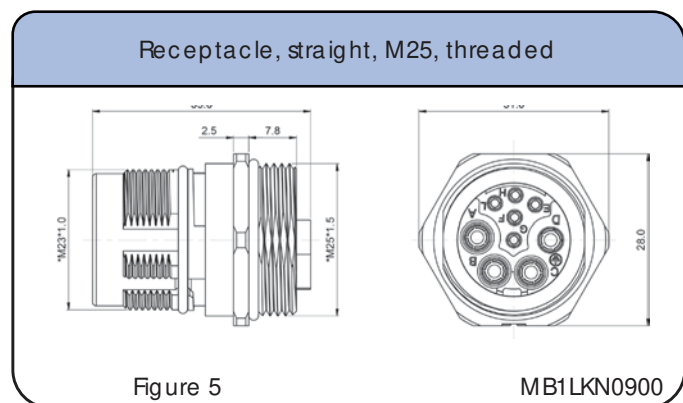
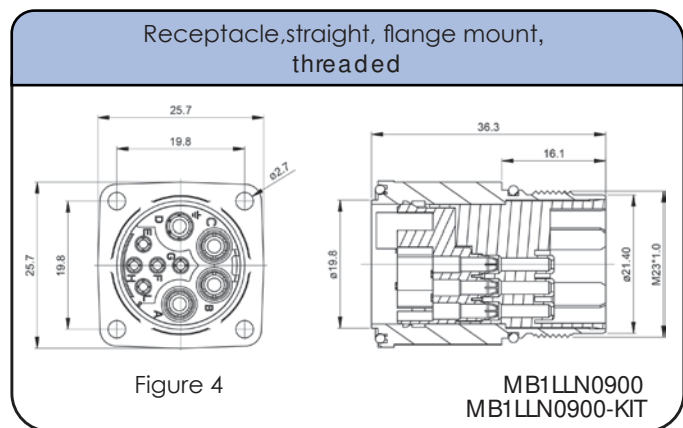
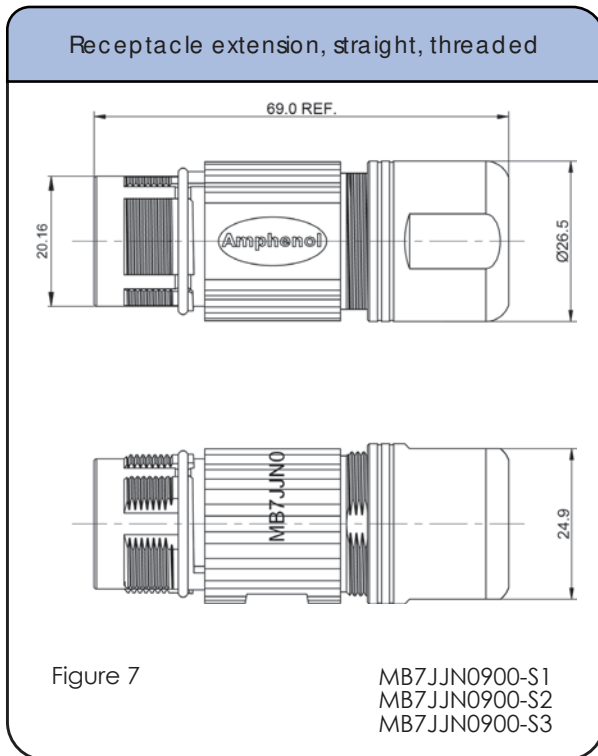
9 (4+5) POSITIONS
 Power 30A/ 630V
 Signal 10A/ 250V
 Threaded

Number of Contacts: 9 (4+5) Contact Size: 1.0mm, 2.0mm Sealing: IP66/67
 AWG: 18-14 (0.75 - 2.5 mm²) / 18-22 (0.75 - 0.37) / 24-28 (0.25-0.10)

Dimensions

See Chart 2 for contacts options

See Chart 3 for contacts options for all straight receptacles



Number of Contacts: 9 (4+5) Contact Size: 1.0mm, 2.0mm Sealing: IP66/67
 AWG: 18-14 (0.75 - 2.5 mm²) / 18-22 (0.75 - 0.37) / 24-28 (0.25-0.10)

Contacts



CHART 1 Crimp Contacts, Machined

For parts: MB7CKN0900-S1, MB7CKN0900-S2, MB7CKN0900-S3

Part #	Size	Type	AWG	mm ²	Plating
SC000259	1.0mm	Socket	22-18	0.37 - 0.75	Gold
SC000385	1.0mm	Socket	28-24	0.10 - 0.25	Gold
SC000260	2.0mm	Socket	20-14	2.5 - 0.5	Gold

CHART 2 Crimp Contacts, Machined

For parts: MB7RJN0901, MB7RJN0902, MB7JJN0900-S1,S2,S3

Part #	Size	Type	AWG	mm ²	Plating
SC000261	1.0mm	Pin	22-18	0.37 - 0.75	Gold
SC000386	1.0mm	Pin	28-24	0.10 - 0.25	Gold
SC000262	2.0mm	Pin	18-14	0.75 - 2.5	Gold

CHART 3 Crimp Contacts, Machined

For Parts: MB1LLN0900, MB1LKN0900, MB1LLN0900-Kit

Part #	Size	Type	AWG	mm ²	Plating
SC000035	1.0mm	Pin	22-18	0.37 - 0.75	Gold
SC000146	1.0mm	Pin	28-24	0.10 - 0.25	Gold
SC000036	2.0mm	Pin	18-14	1.5 - 0.75	Gold



9 (4+5) POSITIONS
 Power 30A/ 630V
 Signal 10A/ 250V
 Threaded

Number of Contacts: 9 (4+5) Contact Size: 1.0mm, 2.0mm Sealing: IP66/67
 AWG: 18-14 (0.75 - 2.5 mm²) / 18-22 (0.75 - 0.37) / 24-28 (0.25-0.10)

Tools & Accessories

Pneumatic crimp tool. Uses universal positioner part no. SK2-2*
 Wire Range 20-32AWG



WA22

Pneumatic crimp tool. Uses universal positioner part no. UH2-5*
 Wire Range 12-26AWG



WA27F

Extraction tool. Used for removal of 1.0mm contacts from inserts.



50-54931-1

Universal hand crimp tool. Uses universal positioner part no. UH2-5*
 Wire Range 12-26AWG



AF8

Universal positioner is used with the universal hand crimp tool (AF8).
 Wire range 12-26AWG



UH2-5

Extraction tool. Used for removal of 2.0mm contacts from inserts.



50-54931-2

Universal hand crimp tool. Uses universal positioner part no. SK2-2*
 Wire Range 20-32AWG



AFM8

Universal positioner is used with crimp tools AFM8 and WA22.
 Wire range 20-32AWG



SK2-2

Dust Cap for Receptacle



P29687

Dust Cap for Plug, Threaded



P30663-09

* The Extraction tools are required only for part numbers beginning with MB1

* The universal positioner is not included with the crimp tools and must be ordered separately.

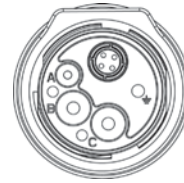
M23 Hybrid Series

STEP 1
Choose Plug

STEP 2
Choose Receptacle



Plugs



Receptacles



MB1WSN8H00



MB1YSN8H00



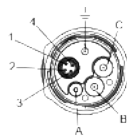
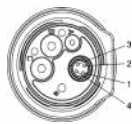
MB3XSN8HS1
MB3XSN8HS2
MB3XSN8HS3



MB3ZSN8HS1
MB3ZSN8HS2
MB3ZSN8HS3

SEE TABLE ON NEXT PAGE FOR PART DETAILS

CONTACTS SOLD SEPARATELY SEE PAGE 107



8 POSITIONS 18A PE/ 1A
Signal/ 0.5A Quadrax / 850V
PE & Signal/ 30V Quadrax

Number of Contacts: 8 Sealing: IP66/67

Contact Size: 2 Power + PE (2.0mm) + 1 Signal (1.0mm), 4 Quadrax Ethernet Element (.7mm)

AWG: 18-14 (0.75 - 2.5 mm²) / 18-22 (0.75-- 0.37 mm²) / 22-28 (0.37 - 0.10 mm²)

Connector Part Numbers

Part Number	Connector Type	Contact Type male = pin female = socket	Cable Diameter	Amps / Volts	Figure Drawings
MB1WSN8H00	Plug, hybrid, straight, panel mount, threaded	Socket		1A signal, 18A power, 0.5A Quadrax 850V PE & Signal 30V Quadrax	1
MB3XSN8HS1	Plug, hybrid, straight, threaded	Socket	7.5-11.0mm		2
MB3XSN8HS2	Plug, hybrid, straight, threaded	Socket	11.0-14.0mm		2
MB3XSN8HS3	Plug, hybrid, straight, threaded	Socket	14.5-17.0mm		2
MB1YSN8H00	Receptacle, hybrid, straight, panel mount, threaded	Pin		1A signal, 18A power, 0.5A Quadrax 850V PE & Signal 30V Quadrax	3
MB3ZSN8HS1	Receptacle extension, hybrid, threaded	Pin	7.5-11.0mm		4
MB3ZSN8HS2	Receptacle extension, hybrid, threaded	Pin	11.0-14.0mm		4
MB3ZSN8HS3	Receptacle extension, hybrid, threaded	Pin	14.5-17.0mm		4

Contacts supplied separately see page 143

BULK CABLE starts on page 23

Complete datasheets can be found at www.amphenol-sine.com

Style: Pin Number of Contacts: 8 Sealing: IP66/67

Contact Size: 2 Power + PE (2.0mm) + 1 Signal (1.0mm), 4 Quadrax Ethernet Element (.7mm)

AWG: 18-14 (0.75 - 2.5 mm²) / 18-22 (0.75-- 0.37 mm²) / 22--28 (0.37 - 0.10 mm²)

Dimensional Drawings Plugs & Receptacles

Plug, hybrid, straight, panel mount, threaded

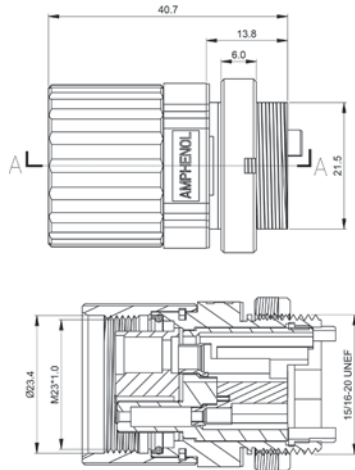


Figure 1

MB1WSN8H00

Plug, hybrid, straight, threaded

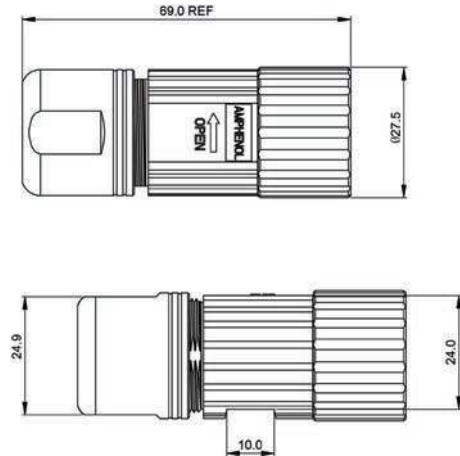


Figure 2

MB3XSN8HS1
MB3XSN8HS2
MB3XSN8HS3

Receptacle, hybrid, straight, panel mount, threaded

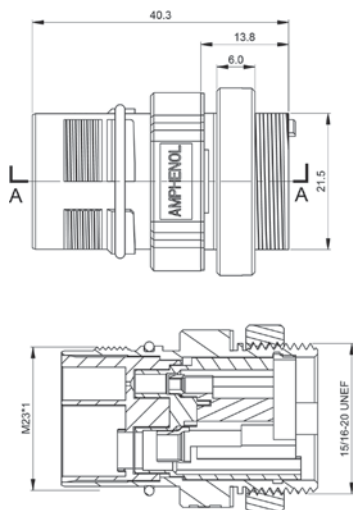


Figure 3

MB1YSN8H00

Receptacle extension, hybrid, threaded

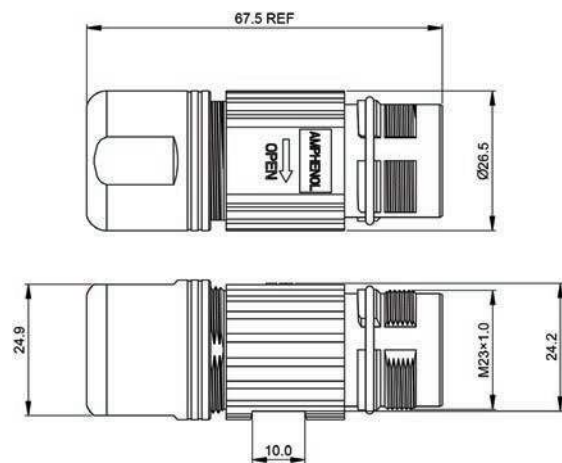
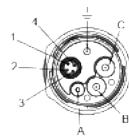
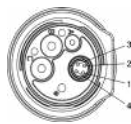


Figure 1

MB3ZSN8HS1
MB3ZSN8HS2
MB3ZSN8HS3



8 POSITIONS 18A PE/ 1A
Signal/0.5A Quadrax / 850V
PE & Signal/ 30V Quadrax

Style: Pin Number of Contacts: 8 Sealing: IP66/ 67

Contact Size: 2 Power + PE (2.0mm) + 1 Signal (1.0mm), 4 Quadrax Ethernet Element (.7mm)

AWG: 18-14 (0.75 - 2.5 mm²) / 18-22 (0.75-- 0.37 mm²) / 22-28 (0.37 - 0.10 mm²)

Contacts



Hybrid Contacts

Part Number	Pin/ Socket	AWG	mm ²	Size	Plating
SC000259	Socket	18-22	0.75 - 0.37	1.0mm	Gold
SC000260	Socket	14-20	2.5 - 0.5	2.0mm	Gold
SC000264	Socket	22-28	0.37 - 0.10	0.7mm	Gold
SC000261	Pin	18-22	0.75 - 0.37	1.0mm	Gold
SC000262	Pin	14-18	2.5 - 0.75	2.0mm	Gold
SC000263	Pin	22-28	0.37 - 0.10	0.7mm	Gold

Tools

Universal hand crimp tool. Uses universal positioner part no. UH2-5. Wire crimp range 12-26AWG



AF8

Universal hand crimp tool. Uses universal positioner part no. SK2-2. Wire range 20-32AWG



AFM8

Pneumatic crimp tool. Uses universal positioner part no. SK2-2. Wire range 20-32AWG



WA22

Universal positioner is used with the universal hand crimp tool (AF8). Wire range 12-26AWG



UH2-5

Universal positioner is used with crimp tools AFM8 and WA22. Wire range 20-32AWG



SK2-2

Pneumatic crimp tool. Uses universal positioner part no. WA23-101DA and MFX-3966.



WA23

Die Assembly, Size 10, is used with the Pneumatic crimp tool. WA23



WA23-101DA

M23 Hybrid Series

STEP 1
Choose Plug

STEP 2
Choose Receptacle



Plugs



MB5CKN15H00-S1
MB5CKN15H00-S2
MB5CKN15H00-S3



Receptacles



MB5RJN15H01

SEE TABLE ON NEXT PAGE FOR PART DETAILS

CONTACTS SOLD SEPARATELY SEE PAGE 107



15 POSITIONS
EARTHNET & SIGNAL 1.2A
/ 30V POWER 30A/ 30V

Number of Contacts: 8 Sealing: IP66/67

Contact Size: 0.6mm, 1.0mm, 2.0mm

AWG: 14-26



Connector Part Numbers

Part Number	Connector Type	Contact Type male = pin female = socket	Cable Diameter	Amps / Volts	Figure Drawings
MB5CKN15H00-S1	Female plug, 15 positions, (5+6+4), straight, CheckMate™	Socket	7.5-11.0mm	30V Earthnet, 30V Signal, 630V Power	1
MB5CKN15H00-S2	Female plug, 15 positions, (5+6+4), straight, CheckMate™	Socket	11.0-14.0mm	30V Earthnet, 30V Signal, 630V Power	1
MB5CKN15H00-S3	Female plug, 15 positions, (5+6+4), straight, 14.5-17.0mm cord grip, CheckMate™	Socket	14.5-17.0mm	30V Earthnet, 30V Signal, 630V Power	1
MB5RJN15H01	Male receptacle, 90 deg, 15 pos (5+6+4), flange mount, CheckMate™	Male		30V Earthnet, 30V Signal, 630V Power	2

Contacts supplied separately see page 147

BULK CABLE starts on page 23

Complete datasheets can be found at www.amphenol-sine.com

Number of Contacts: 8 Sealing: IP66/67

Contact Size: 0.6mm, 1.0mm, 2.0mm

AWG: 14-26

Dimensional Drawings Plugs & Receptacles

Plug, hybrid, straight, panel mount, threaded

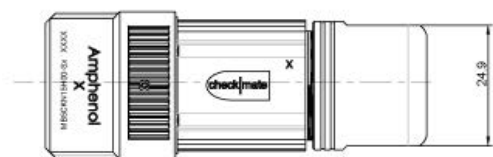
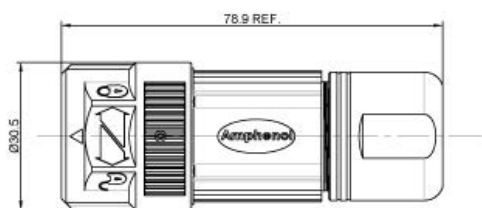


Figure 1

MB5CKN15H00-S1
MB5CKN15H00-S2
MB5CKN15H00-S3

Plug, hybrid, straight, threaded

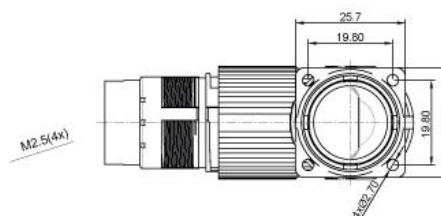
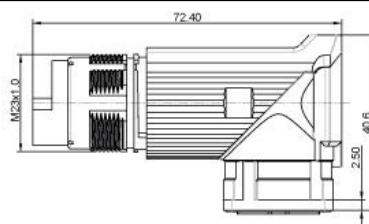


Figure 2

MB5RJN15H01



15 POSITIONS
EARTHNET & SIGNAL 1.2A
/ 30V POWER 30A/ 30V

Number of Contacts: 8 Sealing: IP66/67

Contact Size: 0.6mm, 1.0mm, 2.0mm

AWG: 14-26

Contacts

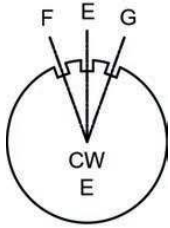


Hybrid Contacts

Part Number	Pin/Socket	AWG	Size	Plating
SC000459	Pin	22-26	0.6mm	Gold
SC000460	Socket	22-26	0.6mm	Gold
SC000462	Socket	22-26	2.0mm	Gold
SC000463	Pin	14-18	2.0mm	Gold
SC000465	Pin	18-22	1.0mm	Gold
SC000466	Socket	18-22	1.0mm	Gold

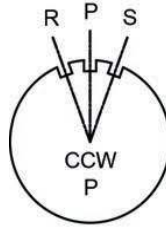
Connector Solutions M23 Standard Series

STEP 1
Choose Plug

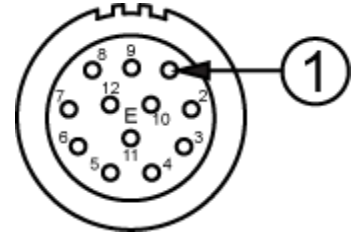


Standard connector parts mate "E" Plugs with "P" Receptacles. Mating parts use opposite contact types. *example: plug with pin contacts mates with a receptacle using socket contacts.* Other key code options available not listed here. Please call customer service for assistance when ordering F,G,R,S. See page 16 for connector configurations

STEP 2
Choose Receptacle



STEP 3
Choose Backshell/ Cord Grip



Plugs



Receptacles



Cord Grips



FlexGrip™
Backshell System



more about
FlexGrip™
on page 282

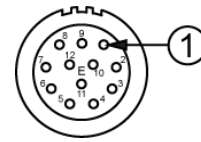
BULK CABLE
starts on
page 23

Receptacle Kits



SEE TABLE ON NEXT PAGE FOR PART DETAILS

CONTACTS SOLD SEPARATELY SEE PAGE 150



12 POSITIONS
10A / 160V
E type

Style: E type Plug Number of Contacts: 12 Contact Size: 1.0mm
Sealing: IP66/67 AWG: 22-18 (0.37 - 0.75 mm²) / 24-28 (0.25 - 0.10 mm²)

Checkmate™ Connector Part Numbers



Quick Locking Connectors

Part Number	Connector Type <i>Checkmate™ parts will mate with threaded parts. Just remove the O-ring from the threaded part.</i>	Style	Contact Type male = pin mates with female = socket ↓Mating Parts↓		Figure Drawings
MA2CAE1200	Plug, straight, Checkmate™	E	Pin	Socket	1
MA2LAP1200	Receptacle, straight, flange mount, Checkmate™	P	Socket	Pin	2
MA2LAP1200-KIT	Receptacle Kit, straight, flange mount, Checkmate™. Kit includes contacts.	P		Pin	2
MA2LAP1200S-KIT	Receptacle Kit, straight, flange mount, Checkmate™. Kit includes contacts.	P	Socket		2
MA2JAP1200	Receptacle extension, Checkmate™	P	Socket	Pin	3
MA5RAP1201*	Receptacle, 90° rotatable, Checkmate™ Standard Flange (25.7x25.7)	P	Socket	Pin	4
MA5RAP1202*	Receptacle, 90° rotatable, Checkmate™ Large Flange (28.0x28.0)	P	Socket	Pin	5

↑ Contacts supplied separately see Chart 1 page 150

Threaded Connector Part Numbers

Part Number	Connector Type <i>Checkmate™ parts will mate with threaded parts. Just remove the O-ring from the threaded part.</i>	Style	Contact Type male = pin mates with female = socket ↓Mating Parts↓		Figure Drawings
MA1CAE1200	Plug, straight, threaded	E	Pin	Socket	6
MA1EAE1200	Plug, 90° rotatable, threaded	E	Pin	Socket	7
MA1LAP1200	Receptacle, straight, flange mount, threaded	P		Pin	8
MA1LAP1200-KIT	Receptacle kit, straight, threaded, flange mount Kit includes contacts	P		Pin	8
MA1LAP1200S-KIT	Receptacle kit, straight, threaded, flange mount. Kit includes contacts	P	Socket		8
MA3TNP1200-S1	Receptacle, bulkhead, threaded	P	Socket	Pin	9
MA3TNP1200-S2	Receptacle, bulkhead, threaded	P	Socket	Pin	10
MA3TNP1200-S3	Receptacle, bulkhead, threaded	P	Socket	Pin	11
MA1JAP1200	Receptacle extension, threaded	P	Socket	Pin	12
MA7RAP1201*	Receptacle, 90° rotatable, threaded Standard Flange (25.7x25.7)	P	Socket	Pin	13
MA7RAP1202*	Receptacle, 90° rotatable, threaded Large Flange (28.0x28.0)	P	Socket	Pin	14

↑ Contacts supplied separately see Chart 1 page 150

*Elite Series receptacles are offered here as additional options for mating with Standard Series plugs. See Assembly Instructions starting on page 266

Style: Etype Plug Number of Contacts: 12 Contact Size: 1.0mm
 Sealing: IP66/67 AWG: 22-18 (0.37 - 0.75 mm²) / 24-28 (0.25 - 0.10 mm²)

Cord Grips and Backshells

Part Number	Type	Cable Range (mm)	Figure Drawings
MA6CG-S1	Cord grip	4.5-7.5mm	15
MA6CG-S2	Cord grip	7.5-11.0mm	15
MA6CG-S3	Cord grip	11.0-15.0mm	15
MA4FSR-A8.5*	Flex Grip™ backshell	7.5-8.5mm	16
MA4FSR-A10.5*	Flex Grip™ backshell	9.5-10.5mm	16
MA4FSR-A12.8*	Flex Grip™ backshell	11.5-12.8mm	16

*Must be potted to achieve IP67 ratings.

Contacts

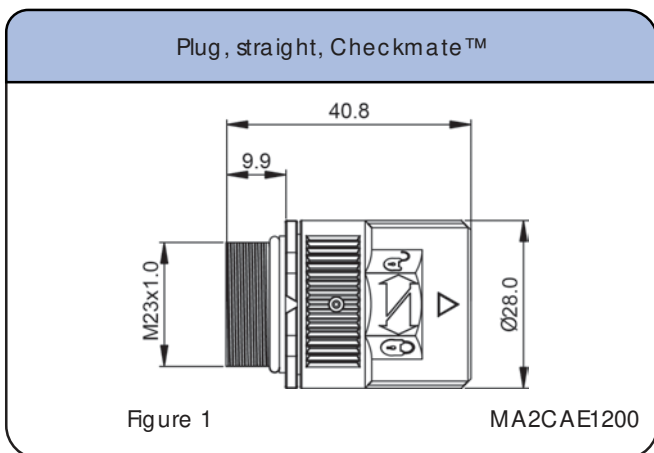


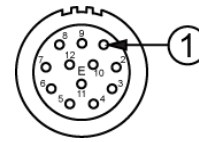
CHART 1 Crimp Contacts, Machined

Part Number	Pin/Socket	AWG	mm ²	Plating
SC000035	Pin	22-18	0.37 - 0.75	Gold
SC000146	Pin	28-24	0.10 - 0.25	Gold
SC000044	Socket	22-18	0.37 - 0.75	Gold
SC000030	Socket	28-24	0.10 - 0.25	Gold

Checkmate™ Dimensions Straight Plugs

See Chart 1 for contacts options



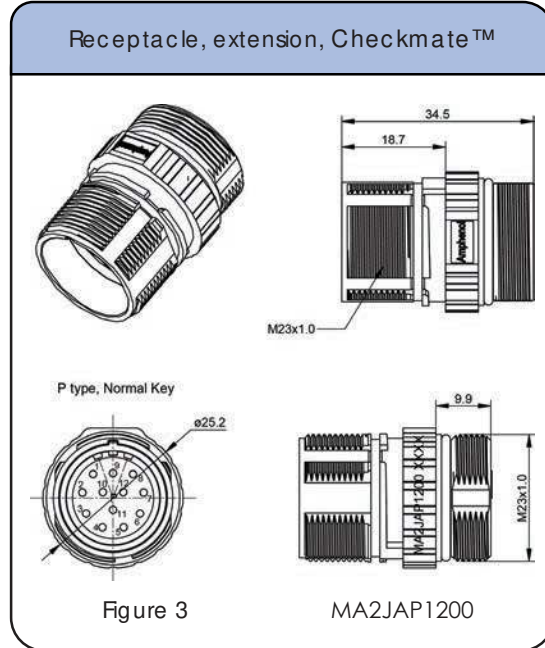
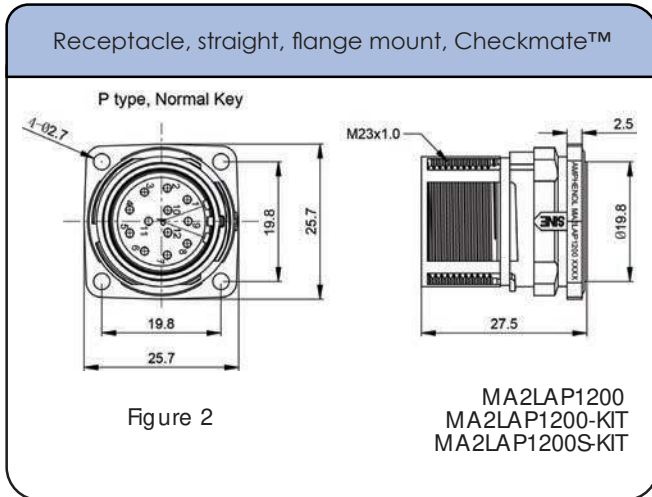


12 POSITIONS
10A / 160V
E type

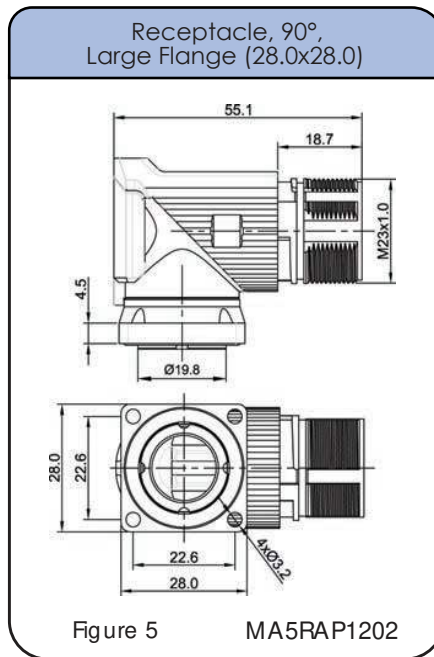
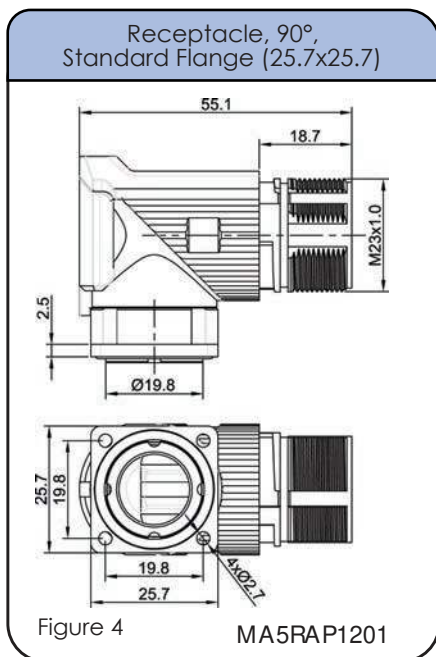
Style: E type Plug Number of Contacts: 12 Contact Size: 1.0mm
Sealing: IP66/67 AWG: 22-18 (0.37 - 0.75 mm²) / 24-28 (0.25 - 0.10 mm²)

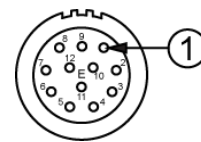
Checkmate™ Dimensions Receptacles

See Chart 1 for contact options



See Chart 1 for contact options





12 POSITIONS
10A / 160V
E type

Style: E type Plug Number of Contacts: 12 Contact Size: 1.0mm
Sealing: IP66/67 AWG: 22-18 (0.37 - 0.75 mm²) / 24-28 (0.25 - 0.10 mm²)

Threaded Dimensions Bulkhead Receptacles / Receptacle Extension

See Chart 1 for contacts options

Receptacle, bulkhead, threaded, 4.5-7.5mm Cord Grip

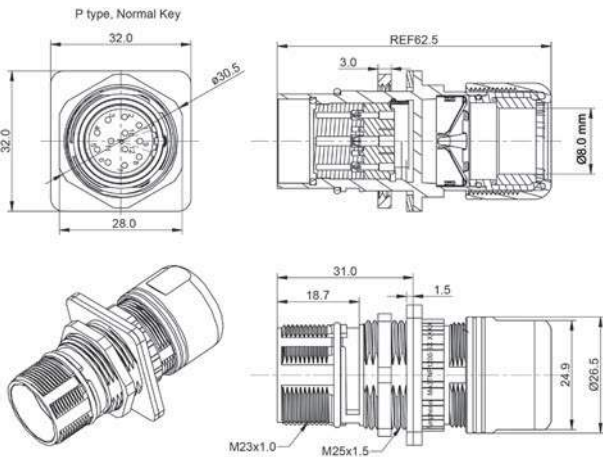


Figure 9

MA3TNP1200-S1

Receptacle, bulkhead, threaded, 7.5-11mm Cord Grip

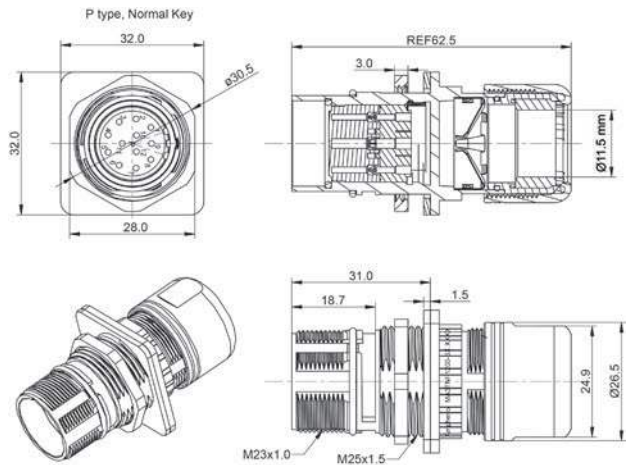


Figure 10

MA3TNP1200-S2

Receptacle, bulkhead, threaded, 11-15mm Cord Grip

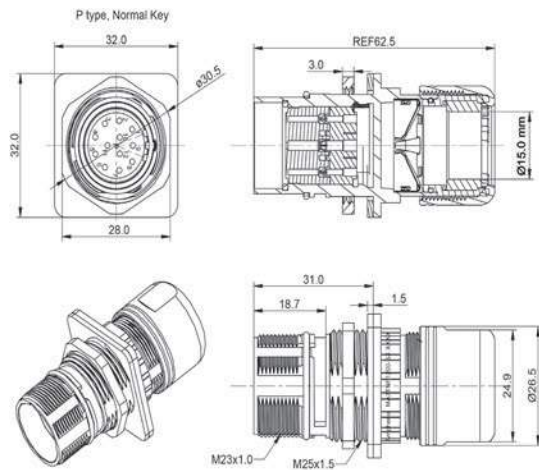


Figure 11

MA3TNP1200-S3

Receptacle, extension, threaded

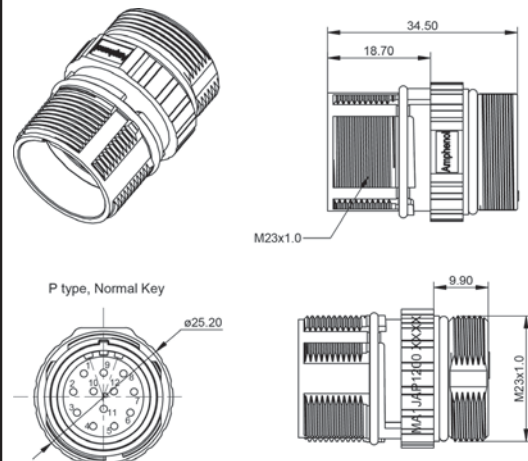


Figure 12

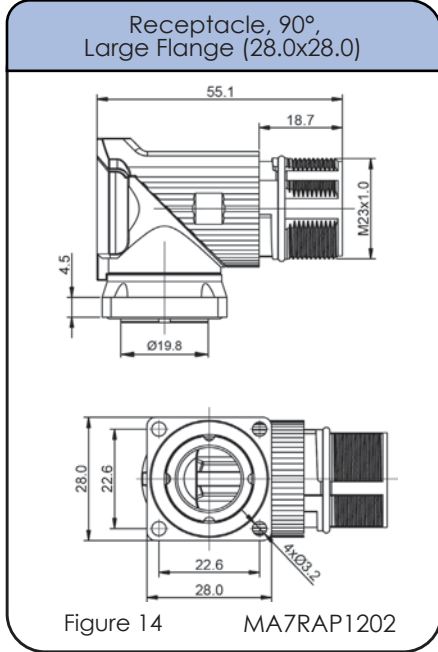
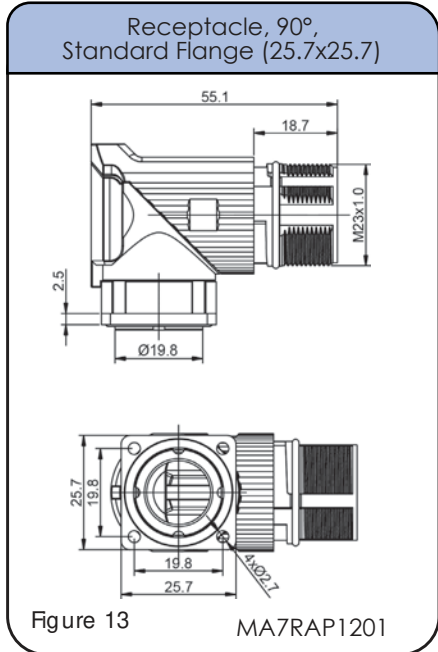
MA1JAP1200

Complete datasheets can be found at www.amphenol-sine.com

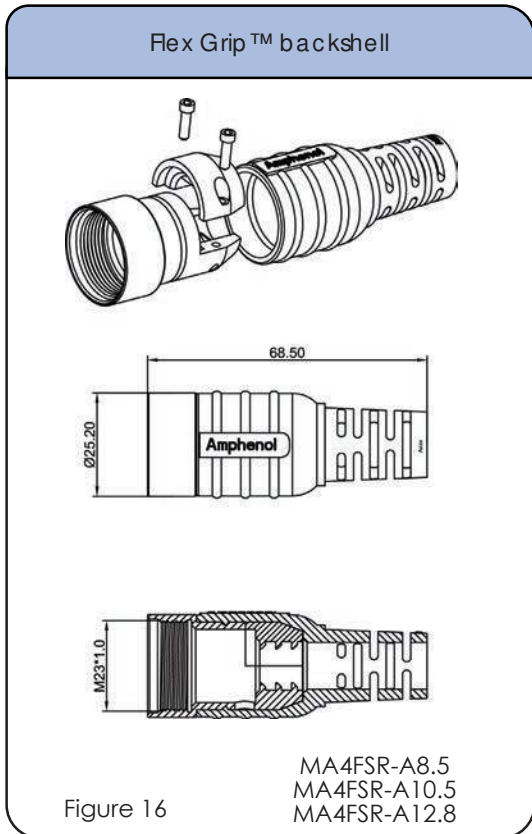
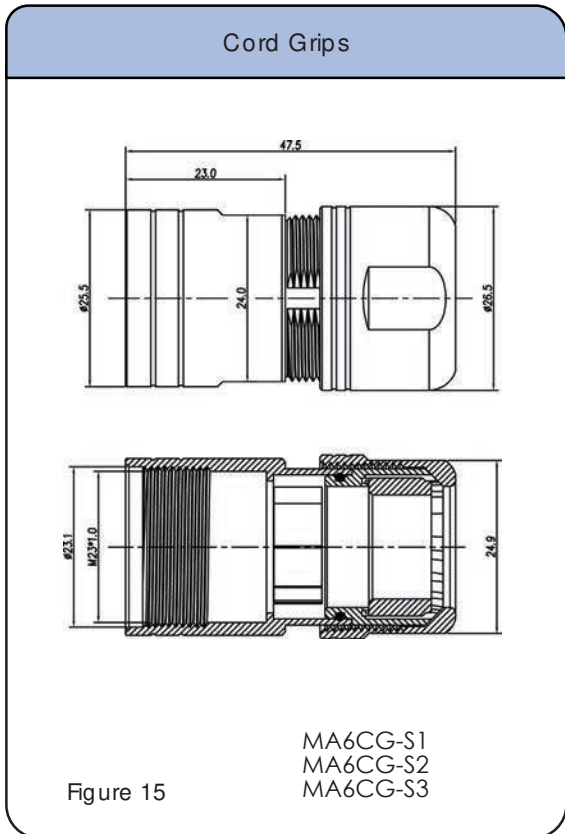
Style: Etype Plug Number of Contacts: 12 Contact Size: 1.0mm
 Sealing: IP66/67 22-18 (0.37 - 0.75 mm²) / 24-28 (0.25 - 0.10 mm²)

Threaded Dimensions 90° Rotatable Receptacles

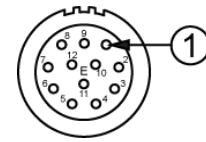
See Chart 1 for contacts options



Dimensions Cord Grips / Backshells



Complete datasheets can be found at www.amphenol-sine.com



12 POSITIONS
10A / 160V
Etype

Style: Etype Plug Number of Contacts: 12 Contact Size: 1.0mm
Sealing: IP66/67 22-18 (0.37 - 0.75 mm²) / 24-28 (0.25 - 0.10 mm²)

Tools & Accessories

Universal hand crimp tool. Uses universal positioner part no. SK2-2*
Wire range 20-32AWG



AFM8

Universal hand crimp tool. Uses universal positioner part no. UH2-5*
Wire range 12-26AWG



AF8

Pneumatic crimp tool. Uses universal positioner part no. SK2-2*
Wire range 20-32AWG



WA22

Universal positioner is used with crimp tools AFM8 and WA22.
Wire range 20-32AWG



SK2-2

Universal positioner is used with the universal hand crimp tool (AF8).
Wire range 12-26AWG



UH2-5

Pneumatic crimp tool. Uses universal positioner part no. UH2-5*.
Wire range 12-26AWG



WA27F

Extraction tool. Used for removal of 1.0mm contacts from inserts.



50-54931-1

Dust Cap for Receptacle



P29687

Dust Cap for Plug, threaded



P31660

Dust Cap for Plug, Checkmate™



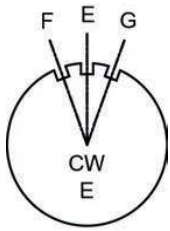
P31660

* The universal positioner is not included with the crimp tools and must be ordered separately.

Complete datasheets can be found at www.amphenol-sine.com

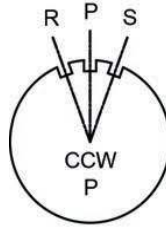
Connector Solutions M23 Standard Series

STEP 1
Choose Plug

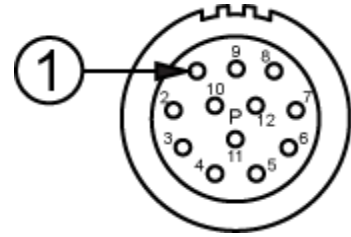


Standard connector parts mate "E" Plugs with "P" Receptacles, Mating parts use opposite contact types. *example: plug with pin contacts mates with a receptacle using socket contacts.*
Other key code options available not listed here. Please call customer service for assistance when ordering F,G,R,S. See page 16 for connector configurations

STEP 2
Choose Receptacle



STEP 3
Choose Backshell/ Cord Grip



Plugs



Receptacles



Cord Grips



FlexGrip™ Backshell System



more about FlexGrip™ on page 282

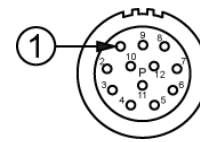
BULK CABLE
starts on
page 23

Receptacle Kits



SEE TABLE ON NEXT PAGE FOR PART DETAILS

CONTACTS SOLD SEPARATELY SEE PAGE 158



12 POSITIONS
10A / 160V
P type

Style: P type Plug Number of Contacts: 12 Contact Size: 1.0mm
Sealing: IP66/67 AWG: 22-18 (0.37 - 0.75 mm²) / 24-28 (0.25 - 0.10 mm²)

Checkmate™ Connector Part Numbers



Part Number	Connector Type <i>Checkmate™ parts will mate with threaded parts. Just remove the O-ring from the threaded part.</i>	Style	Contact Type male = pin mates with female = socket ↓Mating Parts↓		Figure Drawings
			Pin	Socket	
MA2CAP1200	Plug, straight, Checkmate™	P	Pin	Socket	1
MA2LAE1200	Receptacle, straight, flange mount, Checkmate™	E	Socket	Pin	2
MA2LAE1200-KIT	Receptacle kit, straight, flange mount, Checkmate™ Kit includes contacts	E		Pin	2
MA2LAE1200S-KIT	Receptacle kit, straight, flange mount, Checkmate™ Kit includes contacts	E	Socket		2
MA2JAE1200	Receptacle extension, Checkmate™	E	Socket	Pin	3
MA5RAE1201*	Receptacle, 90° rotatable, Checkmate™ Standard Flange (25.7x25.7)	E	Socket	Pin	4
MA5RAE1202*	Receptacle, 90° rotatable, Checkmate™ Large Flange (28.0x28.0)	E	Socket	Pin	5
↑ Contacts supplied separately see Chart 1 page 158					

CONNECTOR SOLUTIONS

Threaded Connector Part Numbers

Part Number	Connector Type <i>Checkmate™ parts will mate with threaded parts. Just remove the O-ring from the threaded part.</i>	Style	Contact Type male = pin mates with female = socket ↓Mating Parts↓		Figure Drawings
			Pin	Socket	
MA1CAP1200	Plug, straight, threaded	P	Pin	Socket	6
MA1EAP1200	Plug, 90° rotatable, threaded	P	Pin	Socket	7
MA1LAE1200	Receptacle, straight, flange mount, threaded	E	Socket	Pin	8
MA1LAE1200-KIT	Receptacle kit, straight, threaded. Contacts included	E		Pin	8
MA1LAE1200S-KIT	Receptacle kit, straight, threaded. Contacts included	E	Socket		8
MA3TNE1200-S1	Receptacle, bulkhead, threaded, 4.5-7.5mm	E	Socket	Pin	9
MA3TNE1200-S2	Receptacle, bulkhead, threaded, 7.5-11mm	E	Socket	Pin	10
MA3TNE1200-S3	Receptacle, bulkhead, threaded, 11.0-15mm	E	Socket	Pin	11
MA1JAE1200	Receptacle extension, threaded	E	Socket	Pin	12
MA7RAE1201*	Receptacle, 90° rotatable, threaded Standard Flange (25.7x25.7)	E	Socket	Pin	13
MA7RAE1202*	Receptacle, 90° rotatable, threaded Large Flange (28.0x28.0)	E	Socket	Pin	14
↑ Contacts supplied separately see Chart 1 page 158					

*Elite Series receptacles are offered here as additional options for mating with Standard Series plugs. See Assembly Instructions starting on page 266

part numbers continued on next page

Style: P type Plug Number of Contacts: 12 Contact Size: 1.0mm
 Sealing: IP66/67 AWG: 22-18 (0.37 - 0.75 mm²) / 24-28 (0.25 - 0.10 mm²)

Cord Grips and Backshells

Part Number	Type	Cable Range (mm)	Figure Drawings
MA6CG-S1	Cord grip	4.5-7.5mm	15
MA6CG-S2	Cord grip	7.5-11.0mm	15
MA6CG-S3	Cord grip	11.0-15.0mm	15
MA4FSR-A8.5*	Flex Grip™ backshell	7.5-8.5mm	16
MA4FSR-A10.5*	Flex Grip™ backshell	9.5-10.5mm	16
MA4FSR-A12.8*	Flex Grip™ backshell	11.5-12.8mm	16

*Must be potted to achieve IP67 ratings.

Contacts



CHART 1

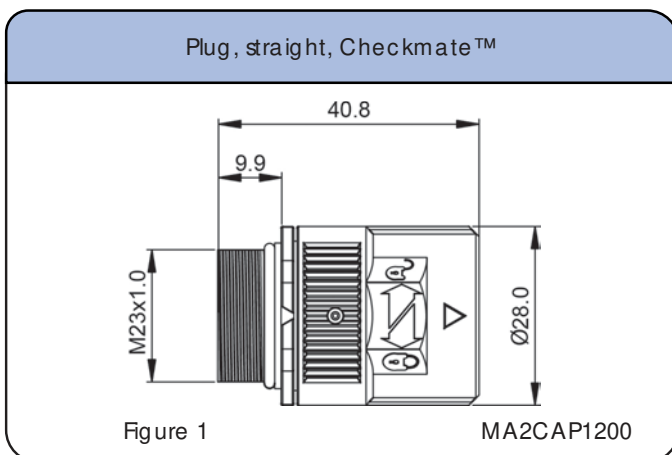
Crimp Contacts, Machined

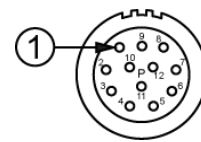
Part Number	Pin/ Socket	AWG	mm ²	Plating
SC000035	Pin	22-18	0.37 - 0.75	Gold
SC000146	Pin	28-24	0.10 - 0.25	Gold
SC000044	Socket	22-18	0.37 - 0.75	Gold
SC000030	Socket	28-24	0.10 - 0.25	Gold

Machined Contacts

Checkmate™ Dimensions Straight Plugs

See Chart 1 for contacts options



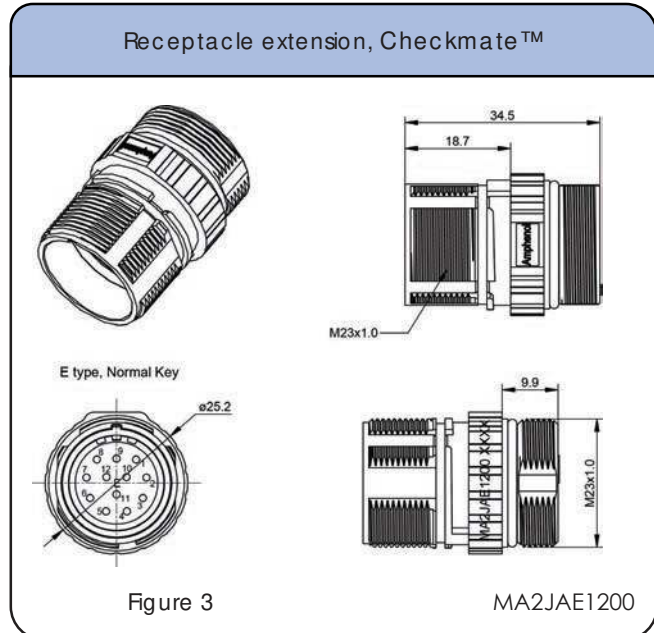
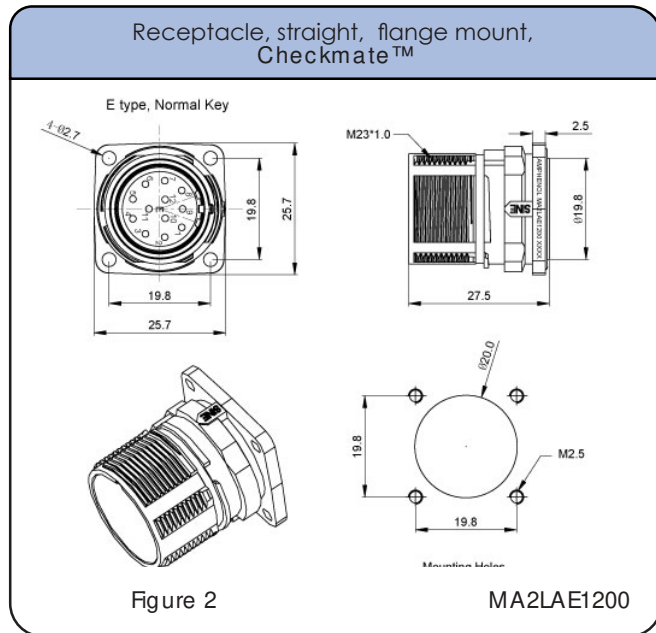


12 POSITIONS
10A / 160V
P type

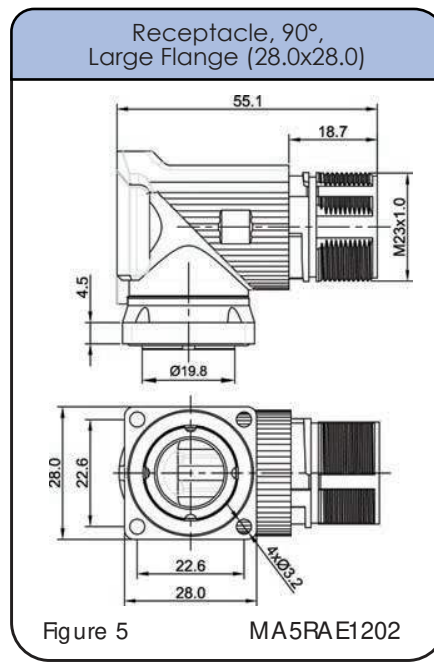
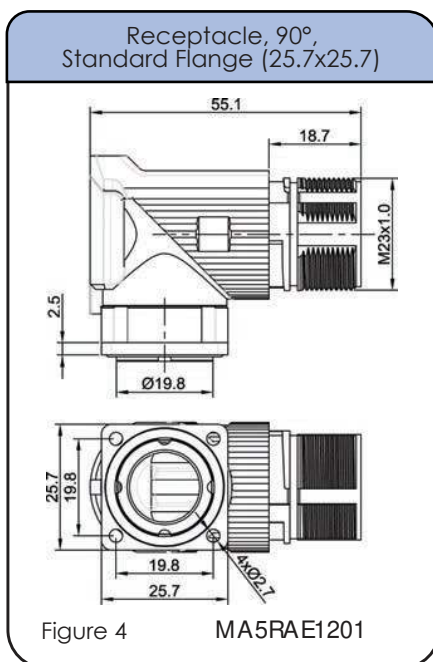
Style: P type Plug Number of Contacts: 12 Contact Size: 1.0mm
Sealing: IP66/67 AWG: 22-18 (0.37 - 0.75 mm²) / 24-28 (0.25 - 0.10 mm²)

Checkmate™ Dimensions Receptacles

See Chart 1 for contacts options



See Chart 1 for contacts options

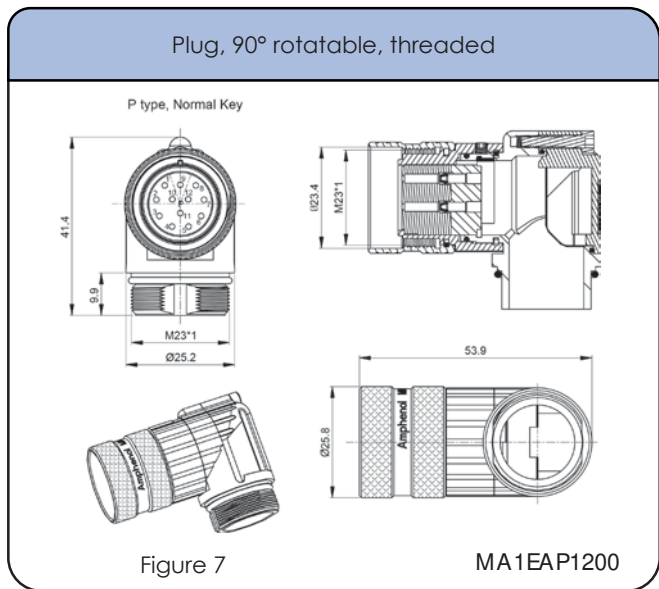
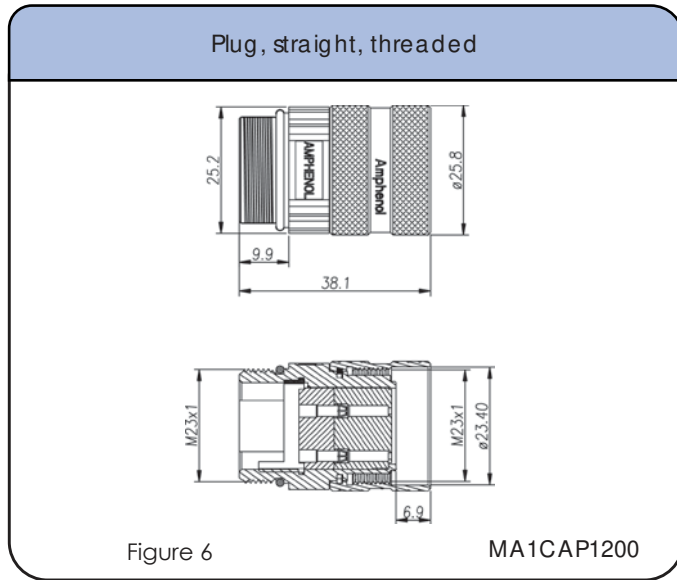


Complete datasheets can be found at www.amphenol-sine.com

Style: P type Plug Number of Contacts: 12 Contact Size: 1.0mm
 Sealing: IP66/67 AWG: 22-18 (0.37 - 0.75 mm²) / 24-28 (0.25 - 0.10 mm²)

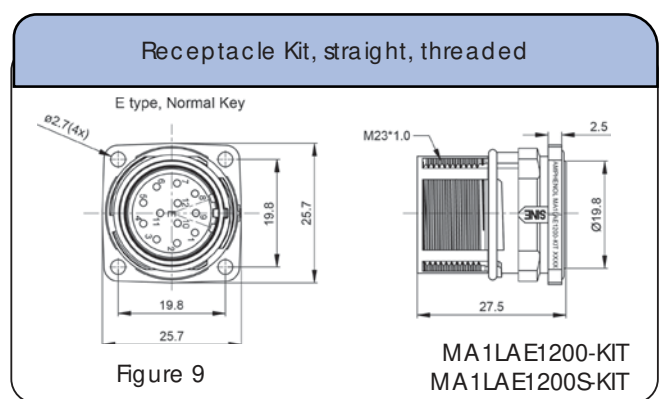
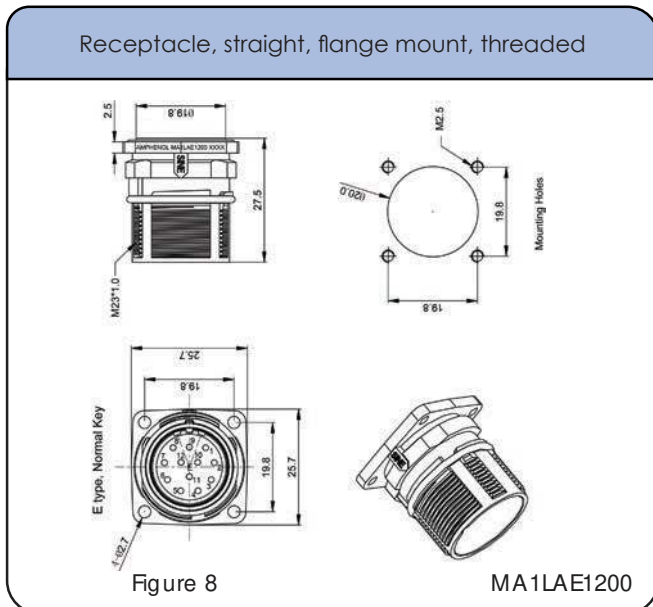
Threaded Dimensions Plugs

See Chart 1 for contacts options

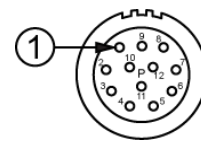


Threaded Dimensions Straight Receptacles

See Chart 1 for contacts options



Complete datasheets can be found at www.amphenol-sine.com



12 POSITIONS
10A / 160V
P type

Style: P type Plug Number of Contacts: 12 Contact Size: 1.0mm
Sealing: IP66/67 AWG: 22-18 (0.37 - 0.75 mm²) / 24-28 (0.25 - 0.10 mm²)

Threaded Bulkhead Receptacles

See Chart 1 for contact options

Receptacle, bulkhead, threaded, 4.5-7.5mm Cord Grip

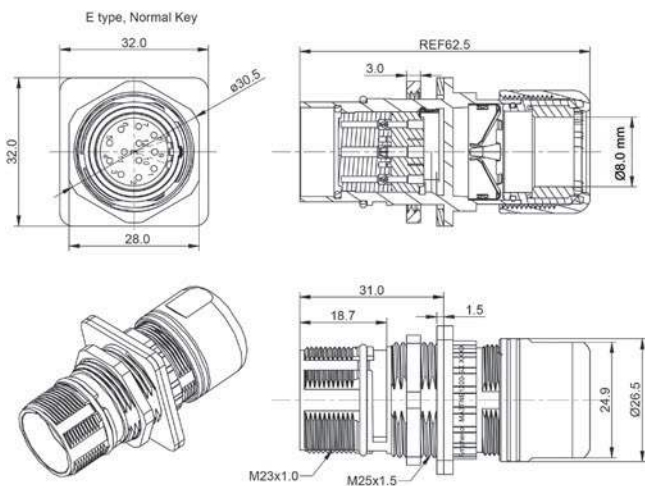


Figure 10

MA3TNE1200-S1

Receptacle, bulkhead, threaded, 7.5-11mm Cord Grip

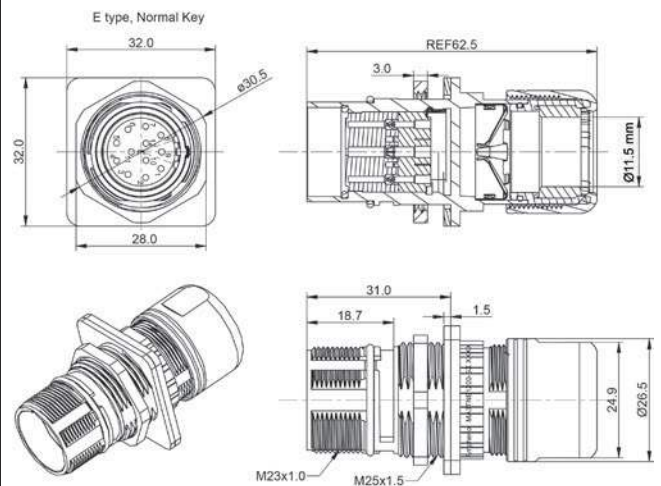


Figure 11

MA3TNE1200-S2

Receptacle, bulkhead, threaded, 11-15mm Cord Grip

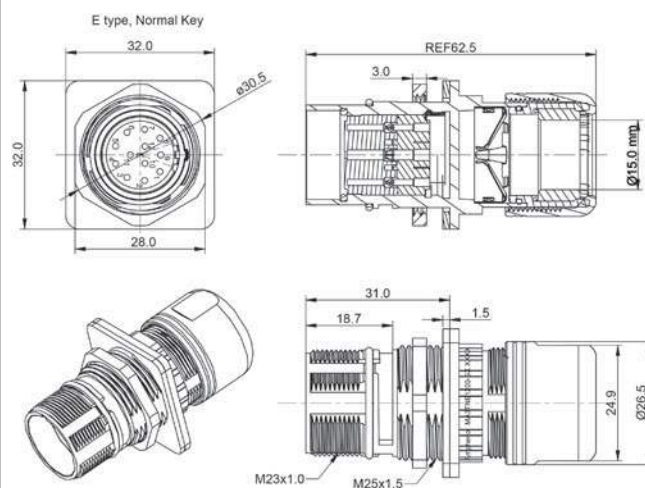


Figure 12

MA3TNE1200-S3

Receptacle extension, threaded

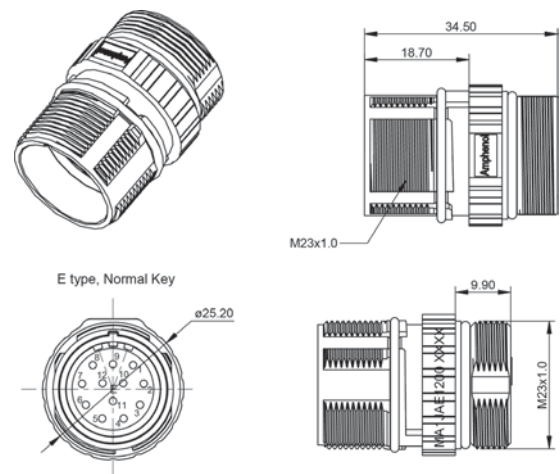


Figure 13

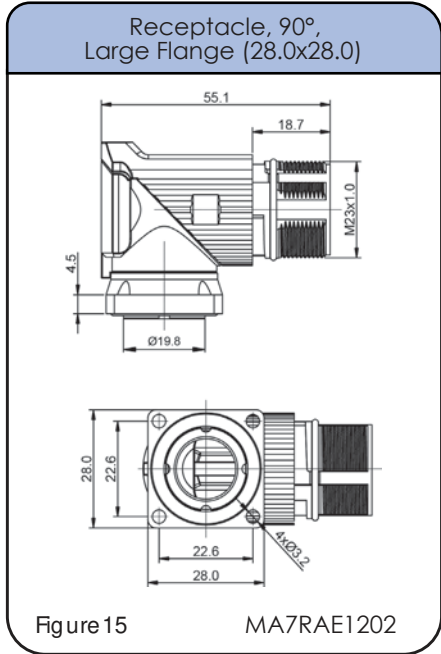
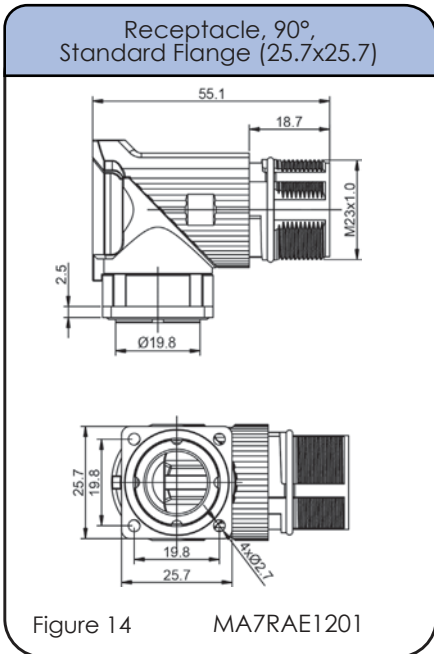
MA1JAE1200

Complete datasheets can be found at www.amphenol-sine.com Complete datasheets can be found at www.amphenol-sine.com

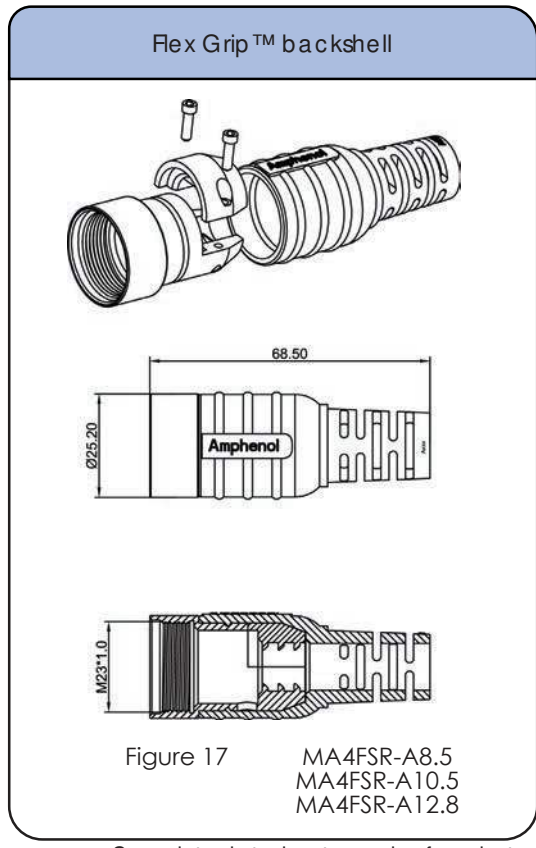
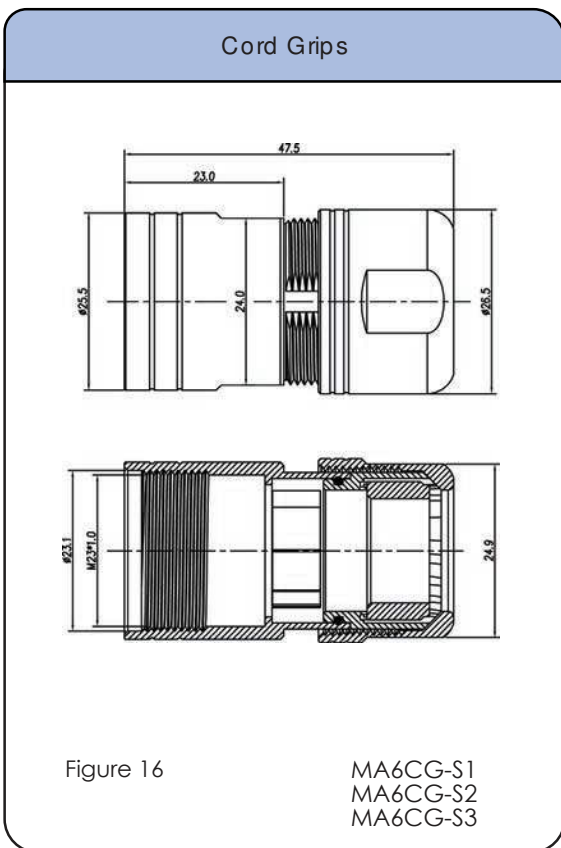
Style: P type Plug Number of Contacts: 12 Contact Size: 1.0mm
 Sealing: IP66/67 AWG: 22-18 (0.37 - 0.75 mm²) / 24-28 (0.25 - 0.10 mm²)

Threaded Dimensions 90° Rotatable Receptacles

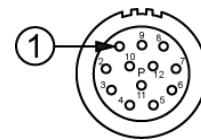
See Chart 1 for contact options



Cord Grips/ Backshells



Complete datasheets can be found at www.amphenol-sine.com



12 POSITIONS
10A / 160V
P type

Style: P type Plug Number of Contacts: 12 Contact Size: 1.0mm
Sealing: IP66/67 AWG: 22-18 (0.37 - 0.75 mm²) / 24-28 (0.25 - 0.10 mm²)

Tools & Accessories

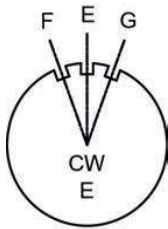
<p>Universal hand crimp tool. Uses universal positioner part no. SK2-2* Wire range 20-32AWG</p>  <p>AFM8</p>	<p>Universal hand crimp tool. Uses universal positioner part no. UH2-5* Wire range 12-26AWG</p>  <p>AF8</p>	<p>Pneumatic crimp tool. Uses universal positioner part no. SK2-2* Wire range 20-32AWG</p>  <p>WA22</p>
<p>Universal positioner is used with the crimp tools WA22 and AFM8. Wire range 20-32AWG</p>  <p>SK2-2</p>	<p>Universal positioner is used with the universal hand crimp tool (AF8). Wire range 12-26AWG</p>  <p>UH2-5</p>	<p>Pneumatic crimp tool. Uses universal positioner part no. UH2-5*. Wire range 12-26AWG</p>  <p>WA27F</p>
<p>Extraction tool. Used for removal of 1.0mm contacts from inserts.</p>  <p>50-54931-1</p>	<p>Dust Cap for Receptacle</p>  <p>P29687</p>	<p>Dust Cap for Plug, Threaded</p>  <p>P31660</p>
<p>Dust Cap for Plug, Checkmate™</p>  <p>P31662</p>		

* The universal positioner is not included with the crimp tools and must be ordered separately.

Complete datasheets can be found at www.amphenol-sine.com

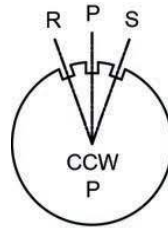
Connector Solutions M23 Standard Series

STEP 1
Choose Plug

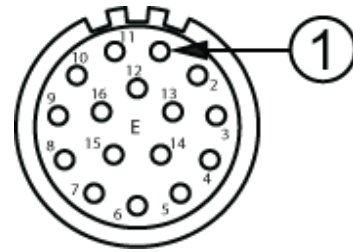


Standard connector parts mate "E" Plugs with "P" Receptacles, Mating parts use opposite contact types. *example: plug with pin contacts mates with a receptacle using socket contacts.* Other key code options available not listed here. Please call customer service for assistance when ordering F,G,R,S. See page 16 for connector configurations

STEP 2
Choose Receptacle



STEP 3
Choose Backshell/ Cord Grip



Plugs



Receptacles



Cord Grips



FlexGrip™ Backshell System



more about FlexGrip™ on page 281

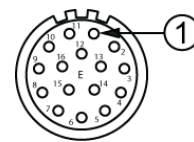
BULK CABLE
starts on
page 23

Receptacle Kits



SEE TABLE ON NEXT PAGE FOR PART DETAILS

CONTACTS SOLD SEPARATELY SEE PAGE 166



16 POSITIONS
9A / 125V
E type

Style: E type Plug Number of Contacts: 16 Contact Size: 1.0mm
Sealing: IP66/67 AWG: 22-18 (0.37 - 0.75 mm²) / 24-28 (0.25 - 0.10 mm²)

Checkmate™ Connector Part Numbers



Part Number	Connector Type <i>Checkmate™ parts will mate with threaded parts. Just remove the O-ring from the threaded part.</i>	Style	Contact Type male = pin mates with female = socket ↓Mating Parts↓		Figure Drawings
			Pin	Socket	
MA2CAE1600	Plug, straight, Checkmate™	E	Pin	Socket	1
MA2LAP1600	Receptacle, straight, flange mount, Checkmate™	P	Socket	Pin	2
MA2LAP1600-KIT	Receptacle Kit, straight, flange mount, Checkmate™	P	Pin		2
MA2LAP1600S-KT	Receptacle Kit, straight, flange mount, Checkmate™	P	Socket		2
MA2JAP1600	Receptacle extension, Checkmate™	P	Socket	Pin	3
MA5RAP1601*	Receptacle, 90° rotatable, Checkmate™ Standard Flange (25.7x25.7)	P	Socket	Pin	4
MA5RAP1602*	Receptacle, 90° rotatable, Checkmate™ Large Flange (28.0x28.0)	P	Socket	Pin	5

↑ Contacts supplied separately see Chart 1 page 166

Threaded Connector Part Numbers

Part Number	Connector Type <i>Checkmate™ parts will mate with threaded parts. Just remove the O-ring from the threaded part.</i>	Style	Contact Type male = pin mates with female = socket ↓Mating Parts↓		Figure Drawings
			Pin	Socket	
MA1CAE1600	Plug, straight, threaded	E	Pin	Socket	6
MA1EAE1600	Plug, 90° rotatable, threaded	E	Socket	Pin	7
MA1LAP1600	Receptacle, straight, flange mount, threaded	P	Socket	Pin	8
MA1LAP1600-KIT	Receptacle kit, threaded. Kit includes contacts	P		Pin	8
MA1LAP1600S-KIT	Receptacle kit, threaded. Kit includes contacts	P	Socket		8
MA3TNP1600-S1	Receptacle, bulkhead, threaded, 4.5-7.5mm	P	Socket	Pin	9
MA3TNP1600-S2	Receptacle, bulkhead, threaded, 7.5-11mm	P	Socket	Pin	10
MA3TNP1600-S3	Receptacle, bulkhead, threaded, 11-15mm	P	Socket	Pin	11
MA1JAP1600	Receptacle extension, threaded	P	Socket	Pin	12
MA7RAP1601*	Receptacle, 90° rotatable, threaded Standard Flange (25.7x25.7)	P	Socket	Pin	13
MA7RAP1602*	Receptacle, 90° rotatable, threaded Large Flange (28.0x28.0)	P	Socket	Pin	14

↑ Contacts supplied separately see Chart 1 page 166

*Elite Series receptacles are offered here as additional options for mating with Standard Series plugs. See Assembly Instructions starting on page 266

Style: Etype Plug Number of Contacts: 16 Contact Size: 1.0mm
 Sealing: IP66/67 AWG: 22-18 (0.37 - 0.75 mm²) / 24-28 (0.25 - 0.10 mm²)

Cord Grips and Backshells

Part Number	Type	Cable Range (mm)	Figure Drawings
MA6CG-S1	Cord grip	4.5-7.5mm	15
MA6CG-S2	Cord grip	7.5-11.0mm	15
MA6CG-S3	Cord grip	11.0-15.0mm	15
MA4FSR-A8.5*	Flex Grip™ backshell	7.5-8.5mm	16
MA4FSR-A10.5*	Flex Grip™ backshell	9.5-10.5mm	16
MA4FSR-A12.8*	Flex Grip™ backshell	11.5-12.8mm	16

*Must be potted to achieve IP67 ratings.

Contacts

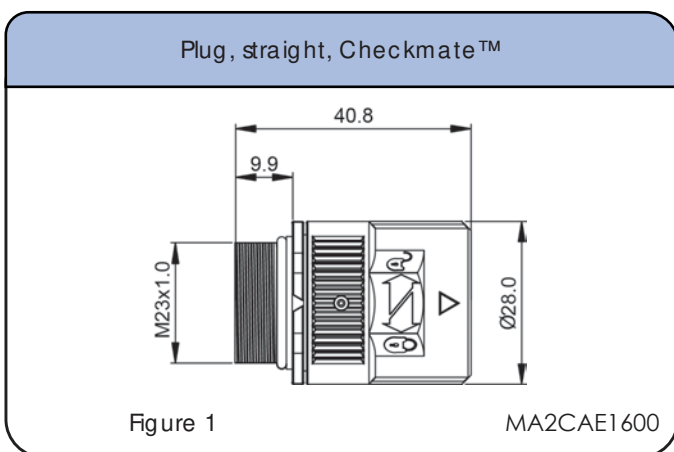


CHART 1 Crimp Contacts, Machined

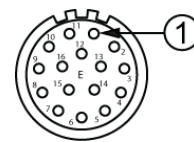
Part Number	Pin/Socket	AWG	mm ²	Plating
SC000035	Pin	22-18	0.37 - 0.75	Gold
SC000146	Pin	28-24	0.10 - 0.25	Gold
SC000044	Socket	22-18	0.37 - 0.75	Gold
SC000030	Socket	28-24	0.10 - 0.25	Gold

Checkmate™ Dimensions Straight Plug

See Chart 1 for contacts options



Complete datasheets can be found at www.amphenol-sine.com

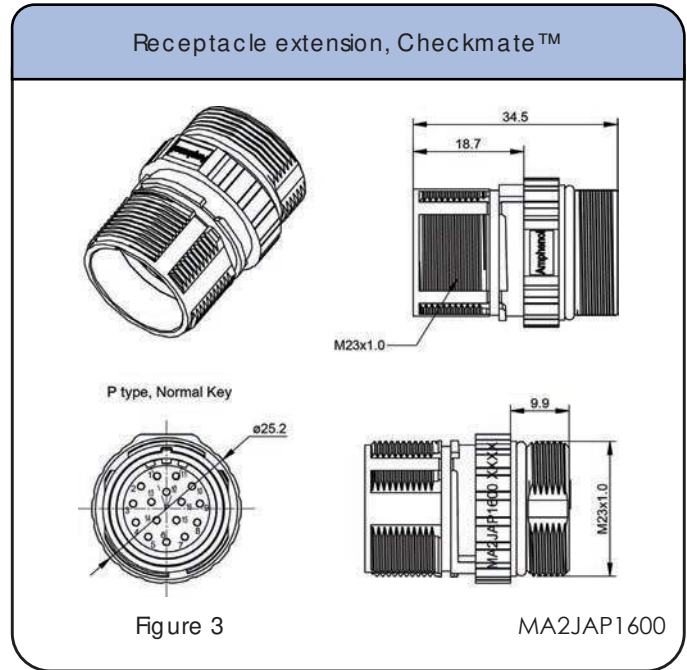
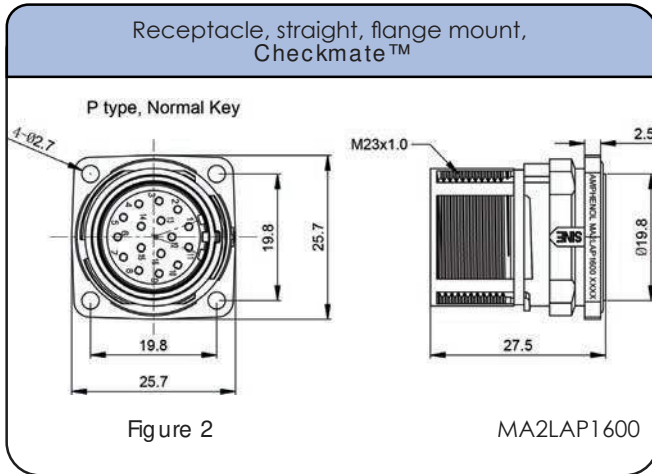


16 POSITIONS
9A / 125V
E type

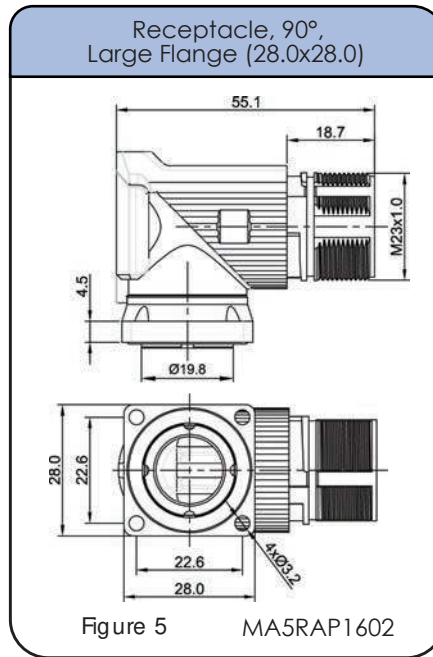
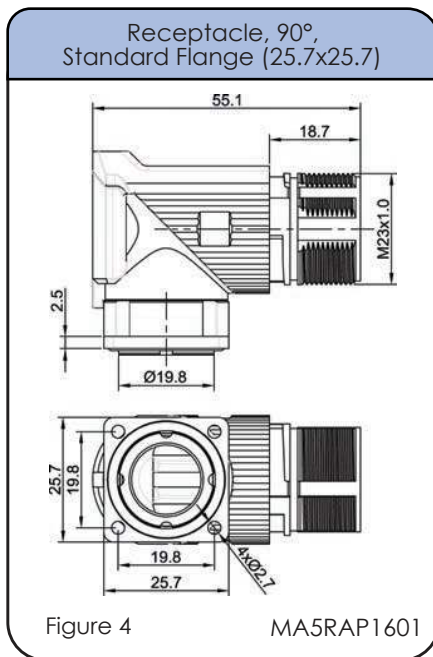
Style: E type Plug Number of Contacts: 16 Contact Size: 1.0mm
Sealing: IP66/67 AWG: 22-18 (0.37 - 0.75 mm²) / 24-28 (0.25 - 0.10 mm²)

Checkmate™ Dimensions Receptacles

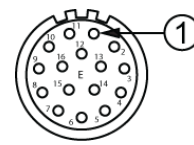
See Chart 1 for contact options



See Chart 1 for contact options



Complete datasheets can be found at www.amphenol-sine.com

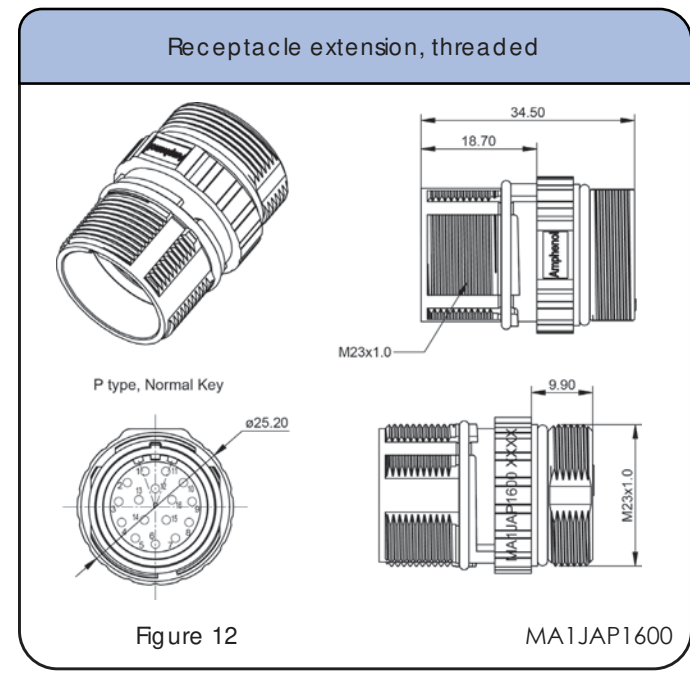
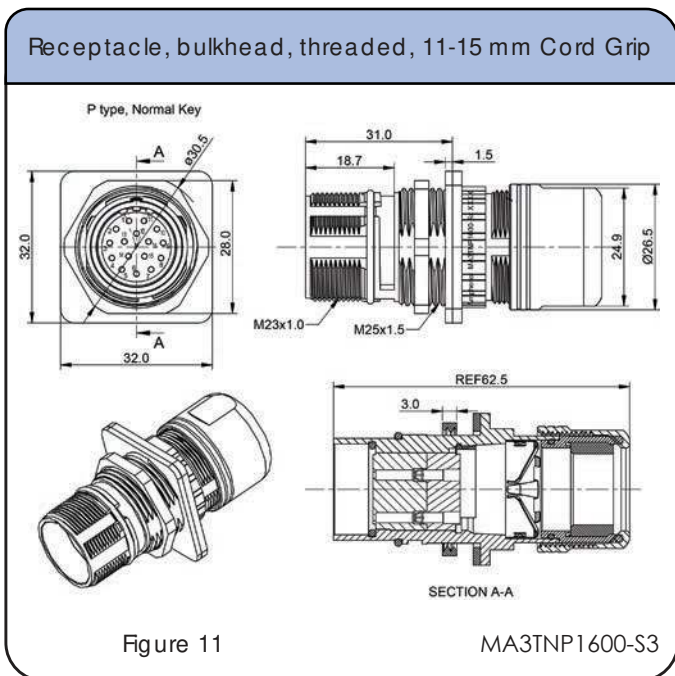
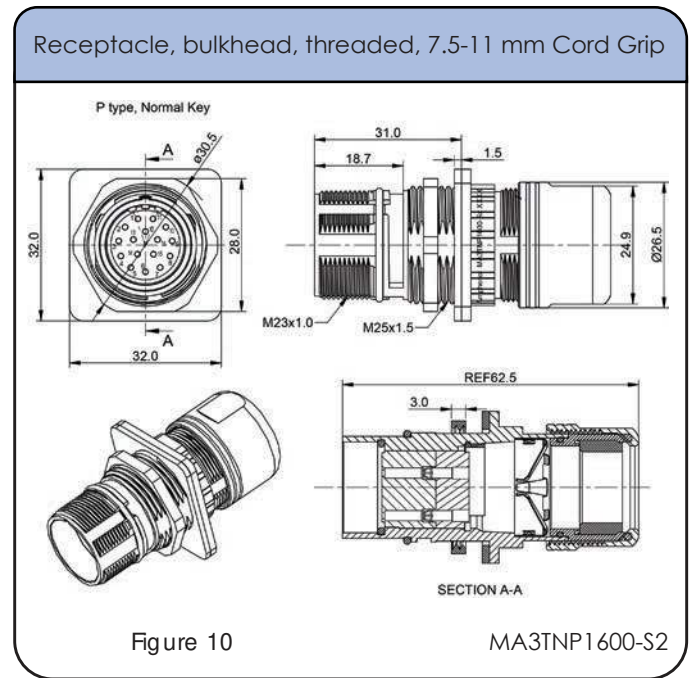
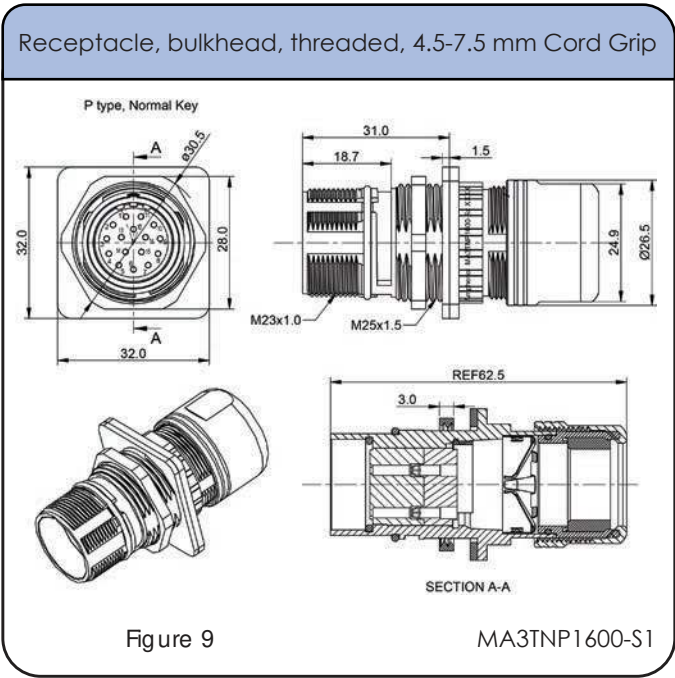


16 POSITIONS
9A / 125V
E type

Style: E type Plug Number of Contacts: 16 Contact Size: 1.0mm
Sealing: IP66/67 AWG: 22-18 (0.37 - 0.75 mm²) / 24-28 (0.25 - 0.10 mm²)

Threaded Dimensions/ Bulkhead Receptacles/ Receptacle Extension

See Chart 1 for contacts options

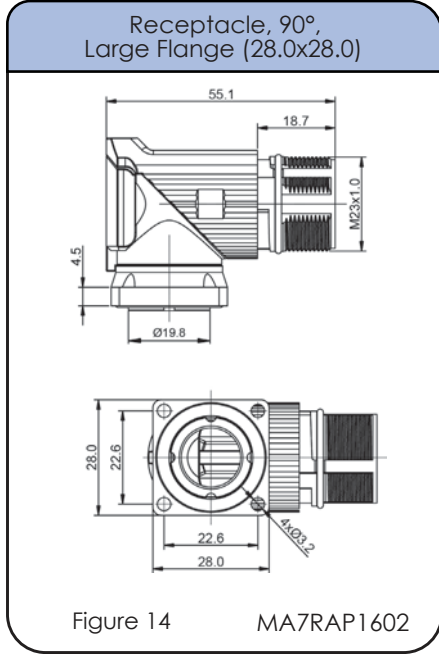
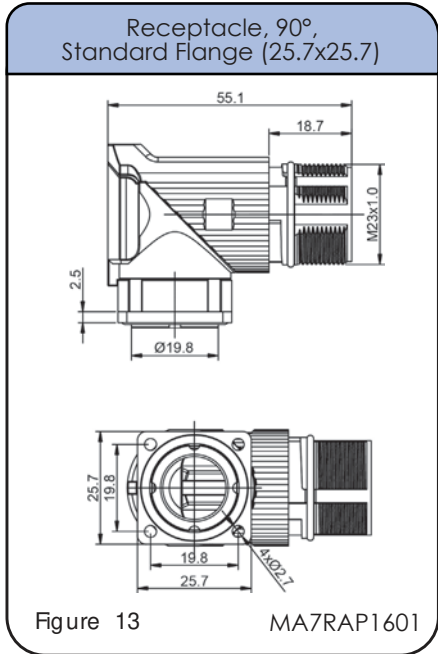


Complete datasheets can be found at www.amphenol-sine.com

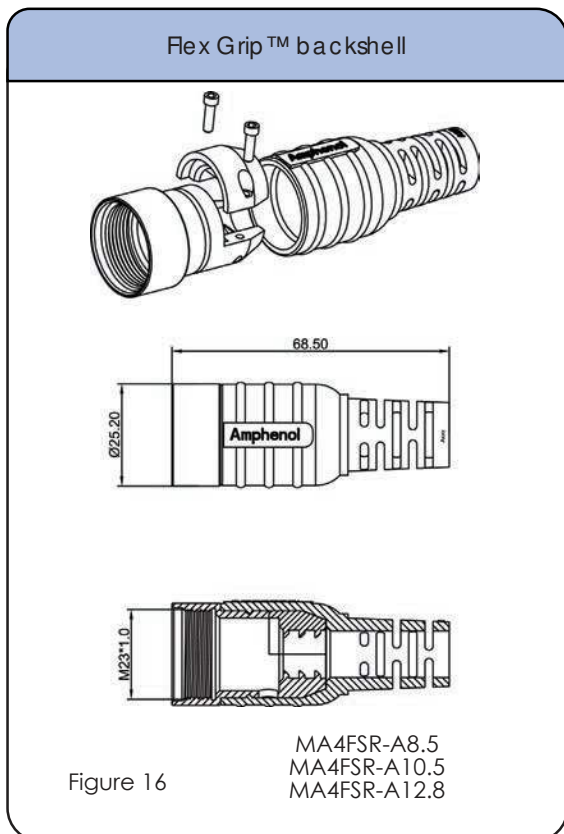
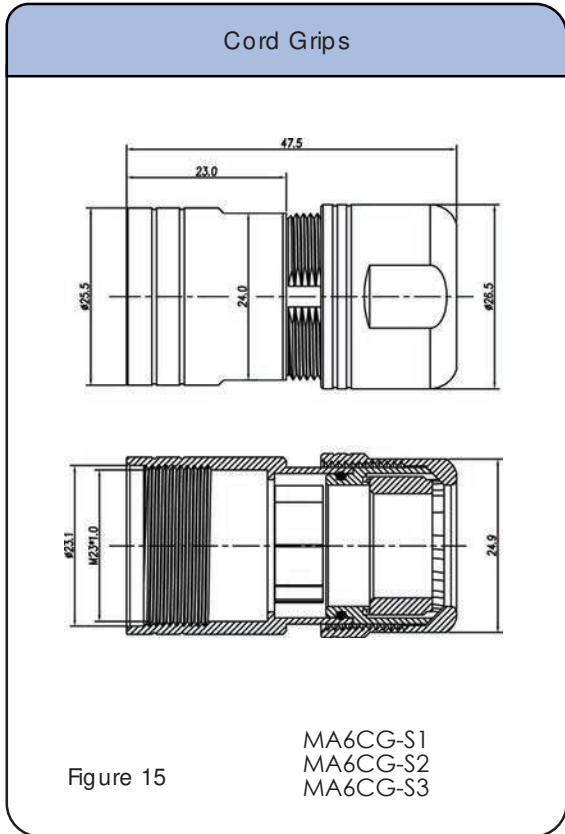
Style: Etype Plug Number of Contacts: 16 Contact Size: 1.0mm
 Sealing: IP66/67 AWG: 22-18 (0.37 - 0.75 mm²) / 24-28 (0.25 - 0.10 mm²)

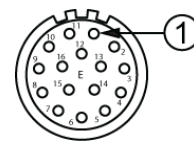
Threaded Dimensions 90° Rotatable Receptacles

See Chart 1 for contacts options



Dimensions Cord Grips/ Backshells





16 POSITIONS
9A / 125V
Etype

Style: Etype Plug Number of Contacts: 16 Contact Size: 1.0mm
Sealing: IP66/67 AWG: 22-18 (0.37 - 0.75 mm²) / 24-28 (0.25 - 0.10 mm²)

Tools & Accessories

Universal hand crimp tool. Uses universal positioner part no. SK2-2*
Wire range 20-32AWG



AFM8

Universal hand crimp tool. Uses universal positioner part no. UH2-5*
Wire range 12-26AWG



AF8

Pneumatic crimp tool. Uses universal positioner part no. SK2-2*
Wire range 20-32AWG



WA22

Universal positioner is used with crimp tools AFM8 and WA22.
Wire range 20-32AWG



SK2-2

Universal positioner is used with the universal hand crimp tool (AF8).
Wire range 12-26AWG



UH2-5

Pneumatic crimp tool. Uses universal positioner part no. UH2-5*.
Wire range 12-26AWG



WA27F

Extraction tool. Used for removal of 1.0mm contacts from inserts.



50-54931-1

Dust Cap for Receptacle



P29687

Dust Cap for Plug, threaded



P31660

Dust Cap for Plug, Checkmate™

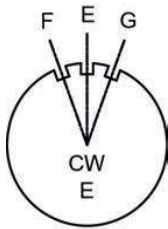


P31662

* The universal positioner is not included with the crimp tools and must be ordered separately.

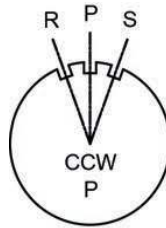
Connector Solutions M23 Standard Series

STEP 1
Choose Plug

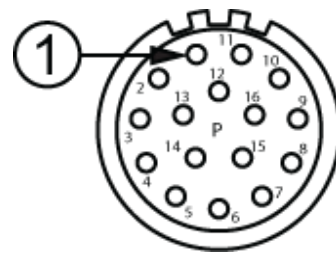


Standard connector parts mate "E" Plugs with "P" Receptacles, Mating parts use opposite contact types. *example: plug with pin contacts mates with a receptacle using socket contacts.* Other key code options available not listed here. Please call customer service for assistance when ordering F,G,R,S. See page 16 for connector configurations

STEP 2
Choose Receptacle



STEP 3
Choose Backshell/ Cord Grip



Plugs



Receptacles



Cord Grips



FlexGrip™ Backshell System



more about FlexGrip™ on page 282

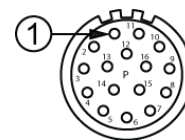
BULK CABLE
starts on
page 23

Receptacle Kits



SEE TABLE ON NEXT PAGE FOR PART DETAILS

CONTACTS SOLD SEPARATELY SEE PAGE 174



16 POSITIONS
9A / 125V
P type

Style: P type Plug Number of Contacts: 16 Contact Size: 1.0mm
Sealing: IP66/67 AWG: 22-18 (0.37 - 0.75 mm²) / 24-28 (0.25 - 0.10 mm²)

Checkmate™ Connector Part Numbers



Part Number	Connector Type <i>Checkmate™ parts will mate with threaded parts. Just remove the O-ring from the threaded part.</i>	Style	Contact Type male = pin mates with female = socket ↓Mating Parts↓		Figure Drawings
MA2CAP1600	Plug, straight Checkmate™	P	Pin	Socket	1
MA2LAE1600	Receptacle, straight, flange mount, Checkmate™	E	Socket	Pin	2
MA2LAE1600-KIT	Receptacle Kit, straight, flange mount, Checkmate™	E	Pin		2
MA2LAE1600S-KIT	Receptacle Kit, straight, flange mount, Checkmate™	E		Socket	2
MA2JAE1600	Receptacle extension, Checkmate™	E	Socket	Pin	3
MA5RAE1601*	Receptacle, 90° rotatable, Checkmate™ Standard Flange (25.7x25.7)	E	Socket	Pin	4
MA5RAE1602*	Receptacle, 90° rotatable, Checkmate™ Large Flange (28.0x28.0)	E	Socket	Pin	5

↑ Contacts supplied separately see Chart 1 page 174

Threaded Connector Part Numbers

Part Number	Connector Type <i>Checkmate™ parts will mate with threaded parts. Just remove the O-ring from the threaded part.</i>	Style	Contact Type male = pin mates with female = socket ↓Mating Parts↓		Figure Drawings
MA1CAP1600	Plug, straight, threaded	P	Pin	Socket	6
MA1EAP1600	Plug, 90° rotatable, threaded	P	Pin	Socket	7
MA1LAE1600	Receptacle, straight, flange mount, threaded	E	Socket	Pin	8
MA1LAE1600-KIT	Receptacle kit, straight, threaded. Contacts Included	E		Pin	8
MA1LAE1600S-KIT	Receptacle kit, straight, threaded. Contacts included	E	Socket		8
MA3TNE1600-S1	Receptacle, bulkhead, threaded, 4.5-7.5mm	E	Socket	Pin	9
MA3TNE1600-S2	Receptacle, bulkhead, threaded, 7.5-11.0mm	E	Socket	Pin	10
MA3TNE1600-S3	Receptacle, bulkhead, threaded, 11.0-15.0mm	E	Socket	Pin	11
MA7RAE1601*	Receptacle, 90° rotatable, threaded Standard Flange (25.7x25.7)	E	Socket	Pin	12
MA7RAE1602*	Receptacle, 90° rotatable, threaded Large Flange (28.0x28.0)	E	Socket	Pin	13
MA1JAE1600	Receptacle extension, threaded	E	Socket	Pin	14

↑ Contacts supplied separately see Chart 1 page 174

*Elite Series receptacles are offered here as additional options for mating with Standard Series plugs. See Assembly Instructions starting on page 266

Style: P type Plug Number of Contacts: 16 Contact Size: 1.0mm
 Sealing: IP66/67 AWG: 22-18 (0.37 - 0.75 mm²) / 24-28 (0.25 - 0.10 mm²)

Cord Grips and Backshells

Part Number	Type	Cable Range (mm)	Figure Drawings
MA6CG-S1	Cord grip	4.5-7.5mm	15
MA6CG-S2	Cord grip	7.5-11.0mm	15
MA6CG-S3	Cord grip	11.0-15.0mm	15
MA4FSR-A8.5*	Flex Grip™ backshell	7.5-8.5mm	16
MA4FSR-A10.5*	Flex Grip™ backshell	9.5-10.5mm	16
MA4FSR-A12.8*	Flex Grip™ backshell	11.5-12.8mm	16

*Must be potted to achieve IP67 ratings.

Contacts

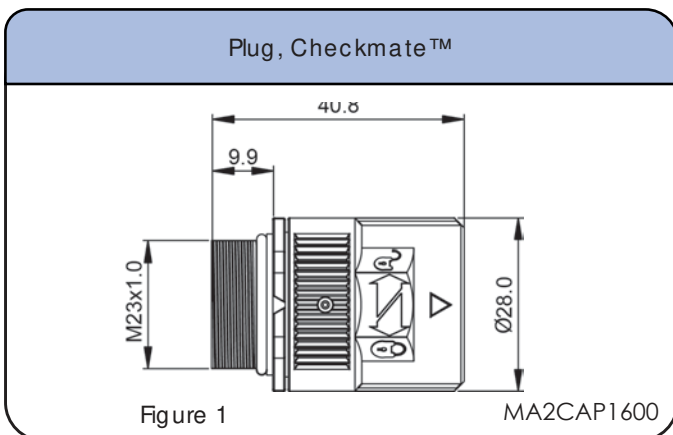


CHART 1 Crimp Contacts, Machined

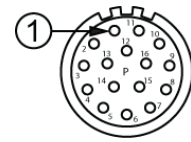
Part Number	Pin/ Socket	AWG	mm ²	Plating
SC000035	Pin	22-18	0.37 - 0.75	Gold
SC000146	Pin	28-24	0.10 - 0.25	Gold
SC000044	Socket	22-18	0.37 - 0.75	Gold
SC000030	Socket	28-24	0.10 - 0.25	Gold

Checkmate™ Dimensions Straight Plug

See Chart 1 for contacts options



Complete datasheets can be found at www.amphenol-sine.com

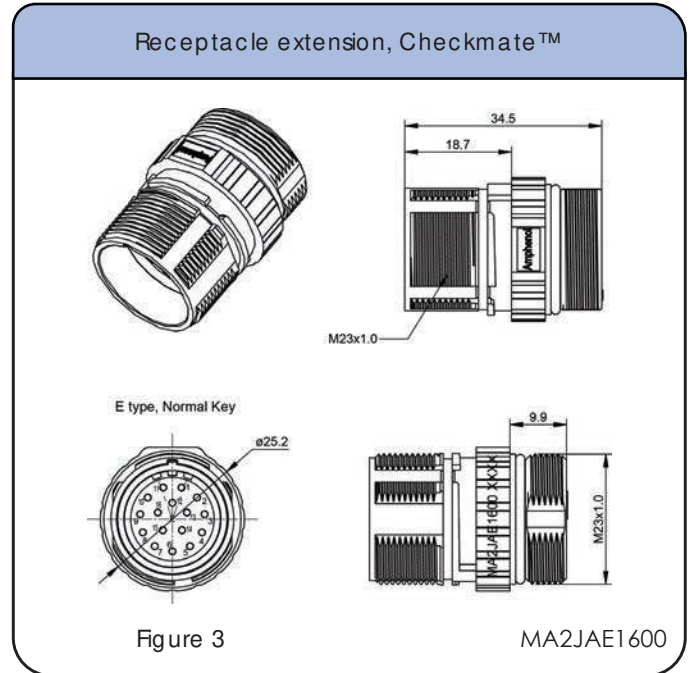
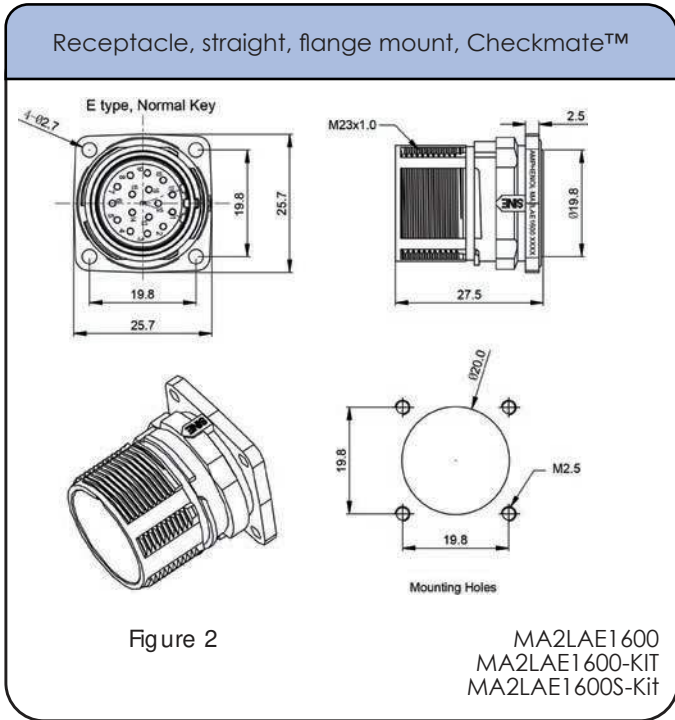


16 POSITIONS
9A / 125V
P type

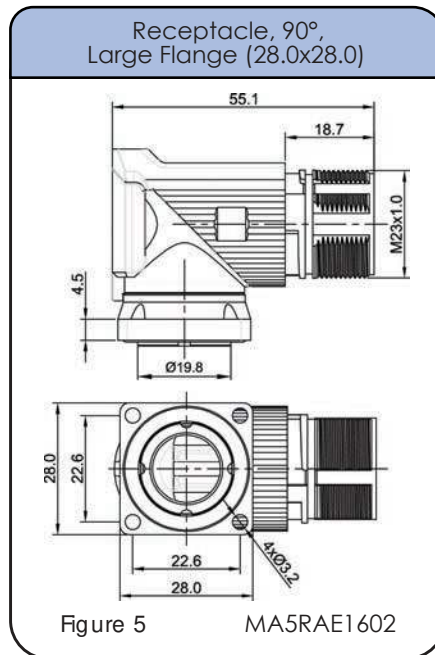
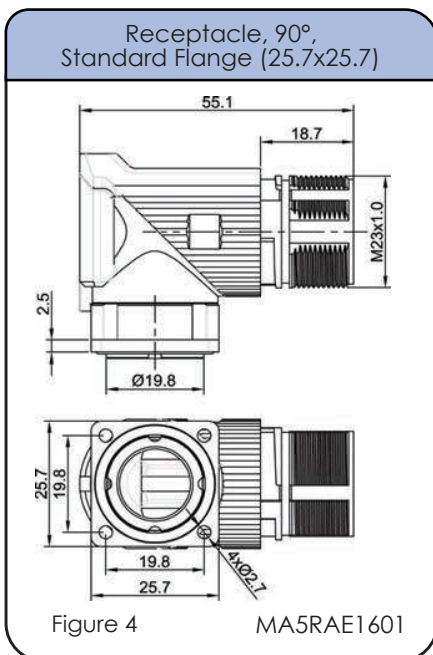
Style: P type Plug Number of Contacts: 16 Contact Size: 1.0mm
Sealing: IP66/67 AWG: 22-18 (0.37 - 0.75 mm²) / 24-28 (0.25 - 0.10 mm²)

Checkmate™ Dimensions Receptacles

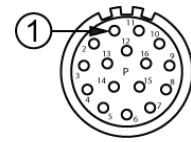
See Chart 1 for contact options



See Chart 1 for contact options



Complete datasheets can be found at www.amphenol-sine.com

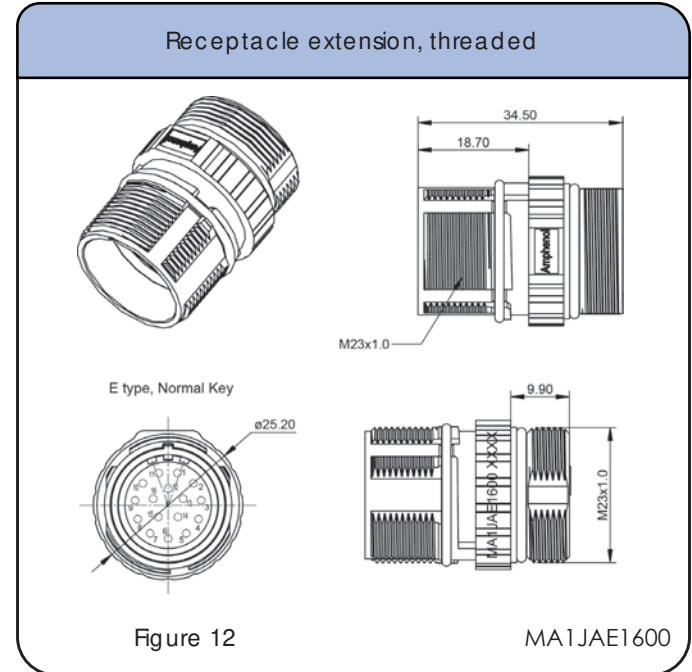
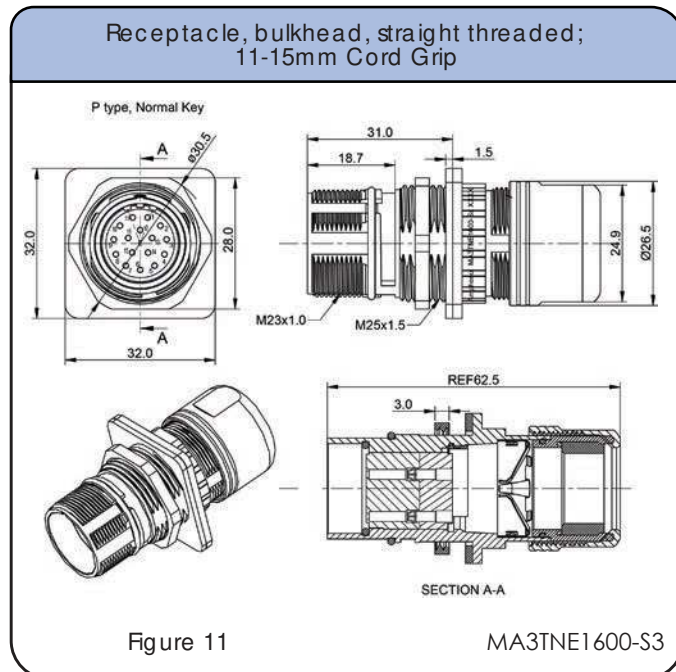
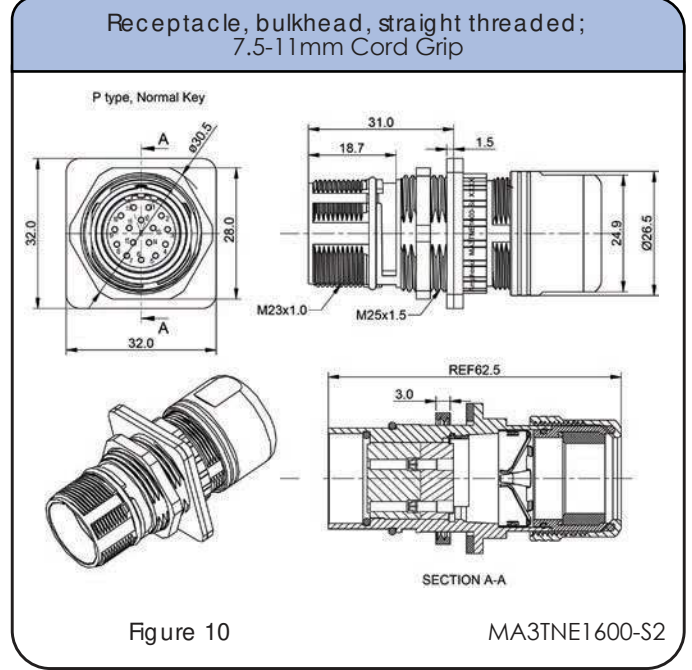
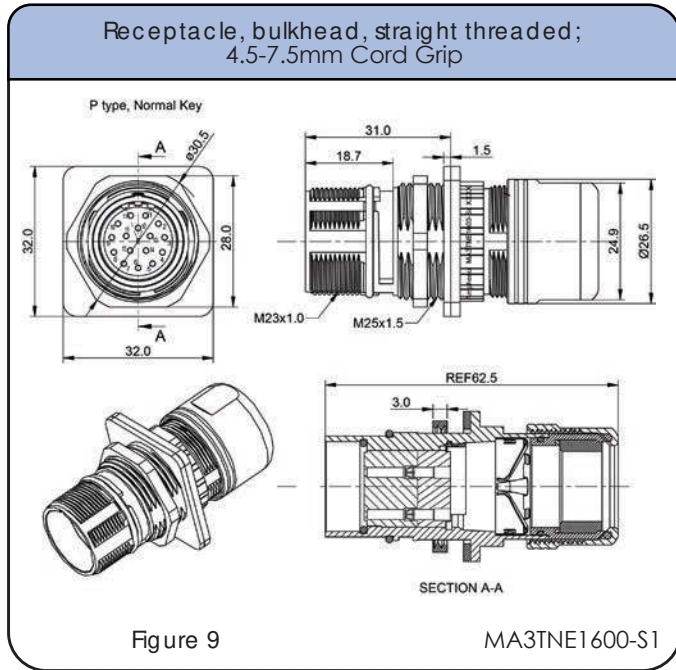


16 POSITIONS
9A / 125V
P type

Style: P type Plug Number of Contacts: 16 Contact Size: 1.0mm
Sealing: IP66/67 AWG: 22-18 (0.37 - 0.75 mm²) / 24-28 (0.25 - 0.10 mm²)

Threaded Dimensions Receptacles

See Chart 1 for contacts options

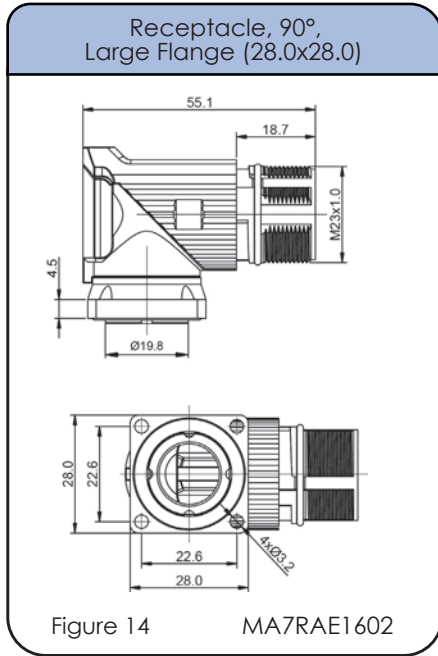
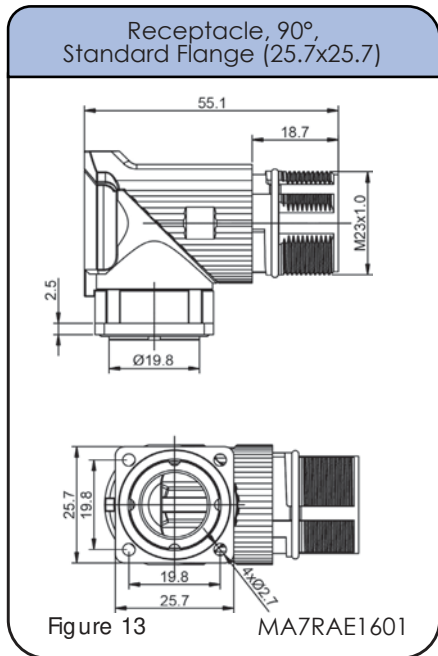


Complete datasheets can be found at www.amphenol-sine.com

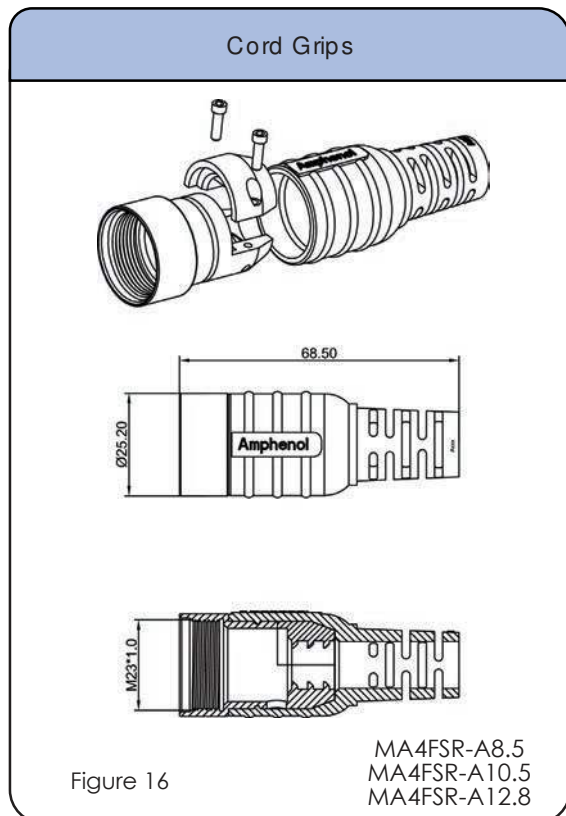
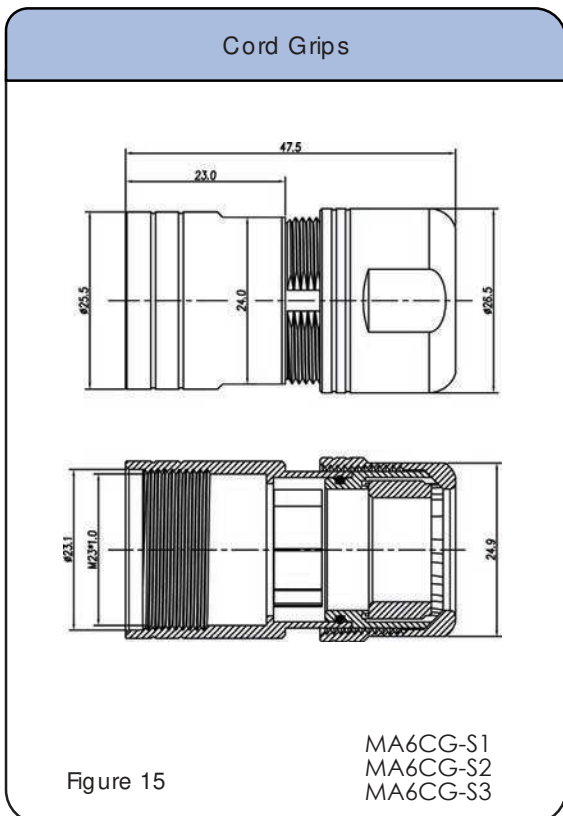
Style: P type Plug Number of Contacts: 16 Contact Size: 1.0mm
 Sealing: IP66/67 AWG: 22-18 (0.37 - 0.75 mm²) / 24-28 (0.25 - 0.10 mm²)

Threaded Dimensions 90° Rotatable Receptacles

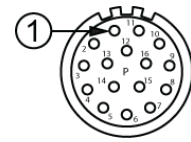
See Chart 1 for contacts options



Dimensions Cord Grips/ Backshells



Complete datasheets can be found at www.amphenol-sine.com



16 POSITIONS
9A / 125V
P type Plug

Style: P type Plug Number of Contacts: 16 Contact Size: 1.0mm
Sealing: IP66/67 AWG: 22-18 (0.37 - 0.75 mm²) / 24-28 (0.25 - 0.10 mm²)

CONNECTOR SOLUTIONS

Tools & Accessories

Universal hand crimp tool. Uses universal positioner part no. SK2-2*
Wire range 20-32AWG



AFM8

Universal hand crimp tool. Uses universal positioner part no. UH2-5*
Wire range 12-26AWG



AF8

Pneumatic crimp tool. Uses universal positioner part no. SK2-2*
Wire range 20-32AWG



WA22

Universal positioner is used with crimp tools AFM8 and WA22.
Wire range 20-32AWG



SK2-2

Universal positioner is used with the universal hand crimp tool (AF8).
Wire range 12-26AWG



UH2-5

Pneumatic crimp tool. Uses universal positioner part no. UH2-5*.
Wire range 12-26AWG



WA27F

Extraction tool. Used for removal of 1.0mm contacts from inserts.



50-54931-1

Dust Cap for Receptacle




P29687

Dust Cap for Plug, threaded



P31660

Dust Cap for Plug, Checkmate™



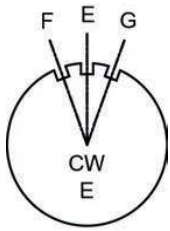
P31662

* The universal positioner is not included with the crimp tools and must be ordered separately.

Complete datasheets can be found at www.amphenol-sine.com

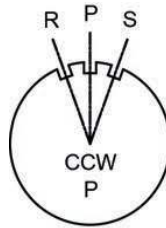
Connector Solutions M23 Standard Series

STEP 1
Choose Plug

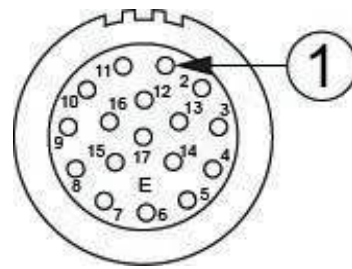


Standard connector parts mate "E" Plugs with "P" Receptacles, Mating parts use opposite contact types. *example: plug with pin contacts mates with a receptacle using socket contacts.* Other key code options available not listed here. Please call customer service for assistance when ordering F,G,R,S. See page 16 for connector configurations

STEP 2
Choose Receptacle



STEP 3
Choose Backshell/ Cord Grip



Plugs



MA1CAE1700



MA1EAE1700



MA2CAE1700

Receptacles



MA1LAP1700



MA7RAP1701
MA7RAP1702



MA1JAP1700



MA3TNP1700-S1
MA3TNP1700-S2
MA3TNP1700-S3



MA2LAP1700



MA5RAP1701
MA5RAP1702



MA2JAP1700

Cord Grips



MA6CG-S1
MA6CG-S2
MA6CG-S3

FlexGrip™ Backshell System



MA4FSR-A8.5
MA4FSR-A10.5
MA4FSR-A12.8

more about
FlexGrip™
on page 282

BULK CABLE
starts on
page 23

Receptacle Kits

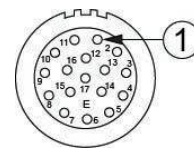


MA1LAP1700-KIT
MA1LAP1700S-KIT

MA2LAP1700-KIT
MA2LAP1700S-KIT

SEE TABLE ON NEXT PAGE FOR PART DETAILS

CONTACTS SOLD SEPARATELY SEE PAGE 182



17 POSITIONS
9A / 125V
E type

Style: E type Plug Number of Contacts: 17 Contact Size: 1.0mm
Sealing: IP66/67 AWG: 22-18 (0.37 - 0.75 mm²) / 24-28 (0.25 - 0.10 mm²)



Checkmate™ Connector Part Numbers

Part Number	Connector Type <i>Checkmate™ parts will mate with threaded parts. Just remove the O-ring from the threaded part.</i>	Style	Contact Type male = pin mates with female = socket ↓Mating Parts↓		Figure Drawings
MA2CAE1700	Plug, straight, Checkmate™	E	Pin	Socket	1
MA2LAP1700	Receptacle, straight, flange mount Checkmate™	P	Socket	Pin	2
MA2LAP1700-KIT	Receptacle kit, straight, flange mount Checkmate™	P		Pin	2
MA2LAP1700S-KIT	Receptacle kit, straight, flange mount Checkmate™	P	Socket		2
MA2JAP1700	Receptacle extension, Checkmate™	P	Socket	Pin	3
MA5RAP1701*	Receptacle, 90° rotatable, Checkmate™ Standard Flange (25.7x25.7)	P	Socket	Pin	4
MA5RAP1702*	Receptacle, 90° rotatable, Checkmate™ Large Flange (28.0x28.0)	P	Socket	Pin	5
↑ Contacts supplied separately see Chart 1 page 182					

Threaded Connector Part Numbers

Part Number	Connector Type <i>Checkmate™ parts will mate with threaded parts. Just remove the O-ring from the threaded part.</i>	Style	Contact Type male = pin mates with female = socket ↓Mating Parts↓		Figure Drawings
MA1CAE1700	Plug, straight, threaded	E	Pin	Socket	6
MA1EAE1700	Plug, 90° rotatable, threaded	E	Pin	Socket	7
MA1LAP1700	Receptacle, straight, flange mount, threaded	P	Socket	Pin	8
MA1LAP1700-KIT	Receptacle kit, straight, threaded. Contacts included	P		Pin	8
MA1LAP1700S-KIT	Receptacle kit, straight, threaded. Contacts included	P	Socket		8
MA3TNP1700-S1	Receptacle, bulkhead, threaded, 4.5-7.5mm	P	Socket	Pin	9
MA3TNP1700-S2	Receptacle, bulkhead, threaded, 7.5-11.0mm	P	Socket	Pin	10
MA3TNP1700-S3	Receptacle, bulkhead, threaded, 11.0-15.0mm	P	Socket	Pin	11
MA1JAP1700	Receptacle extension, threaded	P	Socket	Pin	12
MA7RAP1701*	Receptacle, 90° rotatable, threaded Standard Flange (25.7x25.7)	P	Socket	Pin	13
MA7RAP1702*	Receptacle, 90° rotatable, threaded Large Flange (28.0x28.0)	P	Socket	Pin	14
↑ Contacts supplied separately see Chart 1 page 182					

*Elite Series receptacles are offered here as additional options for mating with Standard Series plugs. See Assembly Instructions starting on page 266

Style: Etype Plug Number of Contacts: 17 Contact Size: 1.0mm
 Sealing: IP66/67 AWG: 22-18 (0.37 - 0.75 mm²) / 24-28 (0.25 - 0.10 mm²)

Cord Grips and Backshells

Part Number	Type	Cable Range (mm)	Figure Drawings
MA6CG-S1	Cord grip	4.5-7.5mm	15
MA6CG-S2	Cord grip	7.5-11.0mm	15
MA6CG-S3	Cord grip	11.0-15.0mm	15
MA4FSR-A8.5*	Flex Grip™ backshell	7.5-8.5mm	16
MA4FSR-A10.5*	Flex Grip™ backshell	9.5-10.5mm	16
MA4FSR-A12.8*	Flex Grip™ backshell	11.5-12.8mm	16

*Must be potted to achieve IP67 ratings.



CHART 1

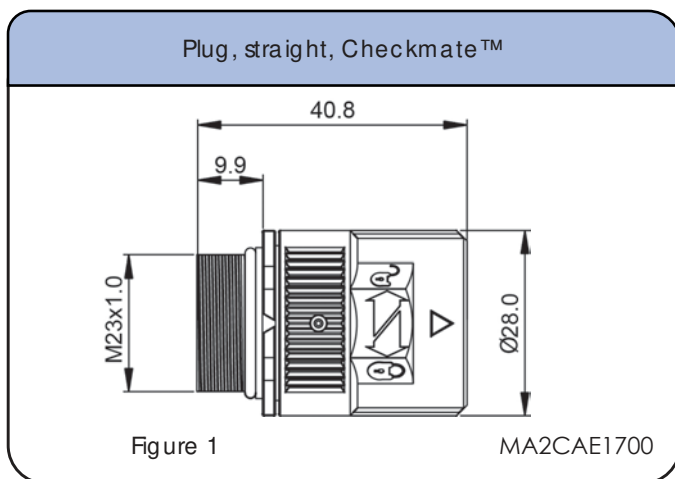
Crimp Contacts, Machined

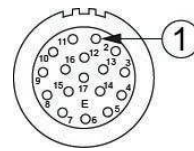
Part Number	Pin/ Socket	AWG	mm ²	Plating
SC000035	Pin	22-18	0.37 - 0.75	Gold
SC000146	Pin	28-24	0.10 - 0.25	Gold
SC000044	Socket	22-18	0.37 - 0.75	Gold
SC000030	Socket	28-24	0.10 - 0.25	Gold

Machined Contacts

Checkmate™ Dimensions Straight Plug/ Plug Kits

See Chart 1 for contacts options



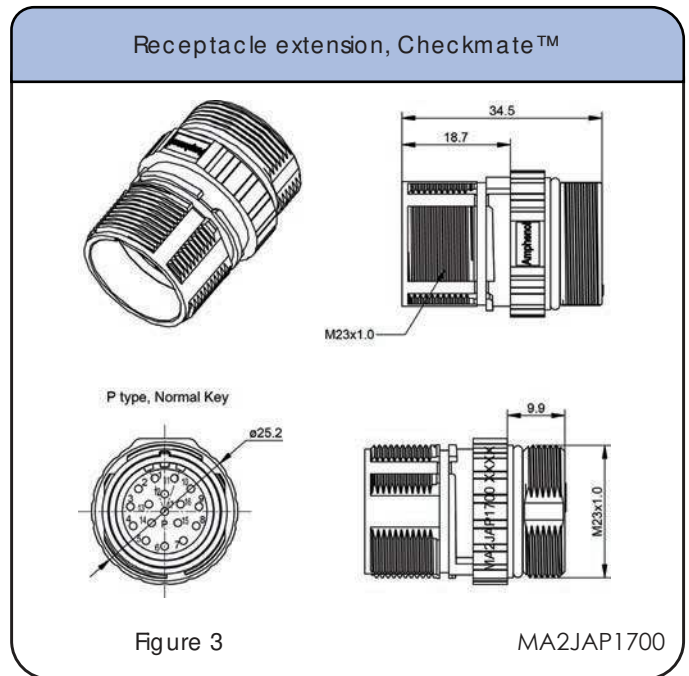
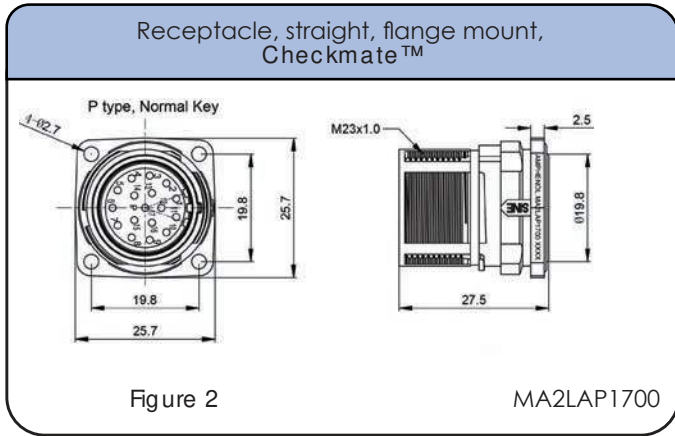


17 POSITIONS
9A / 125V
E type

Style: E type Plug Number of Contacts: 17 Contact Size: 1.0mm
Sealing: IP66/67 AWG: 22-18 (0.37 - 0.75 mm²) / 24-28 (0.25 - 0.10 mm²)

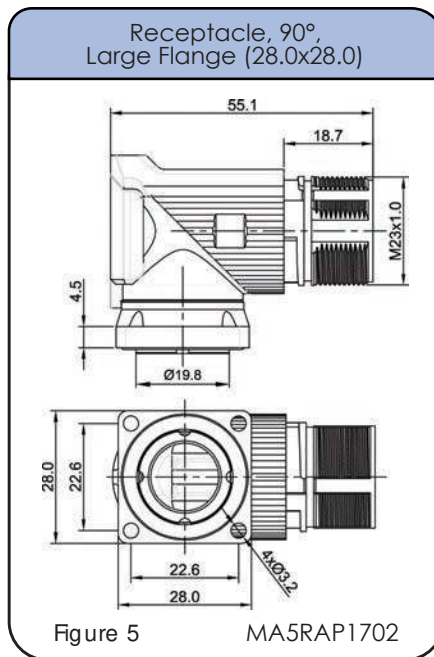
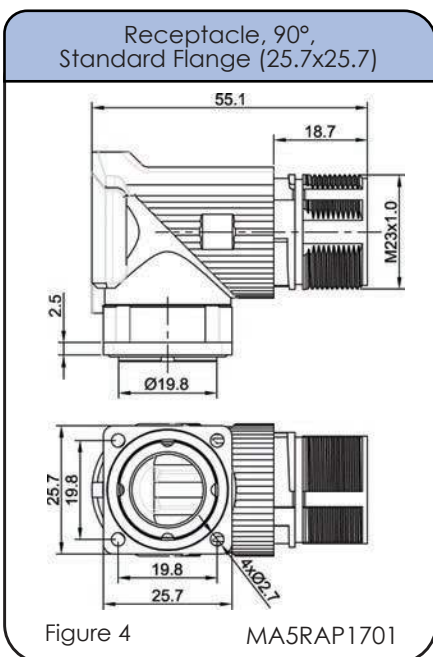
Checkmate™ Dimensions Receptacles

See Chart 1 for contact options

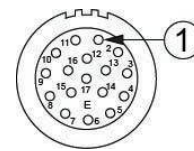


Checkmate™ Dimensions 90° Receptacles

See Chart 1 for contact options



Complete datasheets can be found at www.amphenol-sine.com



17 POSITIONS
9A / 125V
E type

Style: E type Plug Number of Contacts: 17 Contact Size: 1.0mm
Sealing: IP66/67 AWG: 22-18 (0.37 - 0.75 mm²) / 24-28 (0.25 - 0.10 mm²)

Threaded Dimensions Bulkhead Receptacles / Receptacle Extension

See Chart 1 for contact options

Receptacle, bulkhead, threaded, 4.5-7.5mm Cord Grip

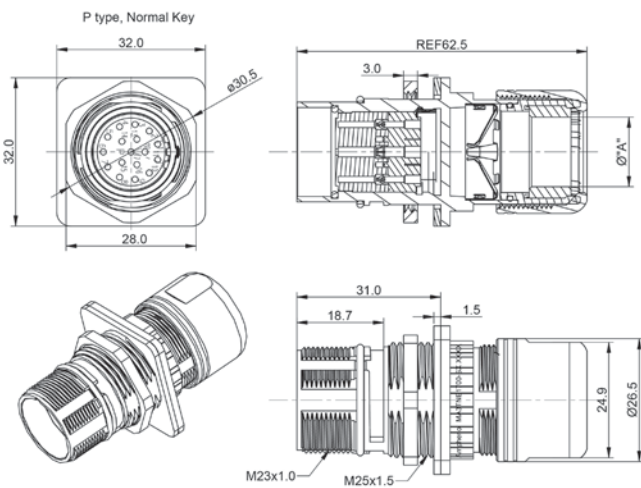


Figure 9

MA3TNP1700-S1

Receptacle, bulkhead, threaded, 7.5-11mm Cord Grip

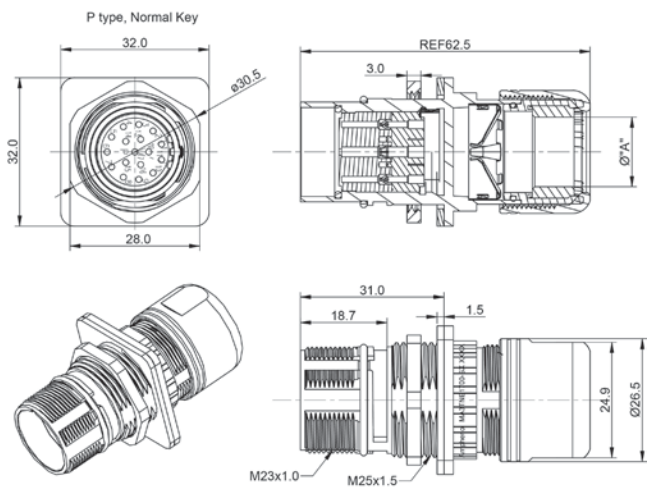


Figure 10

MA3TNP1700-S2

Receptacle, bulkhead, threaded, 11-15mm Cord Grip

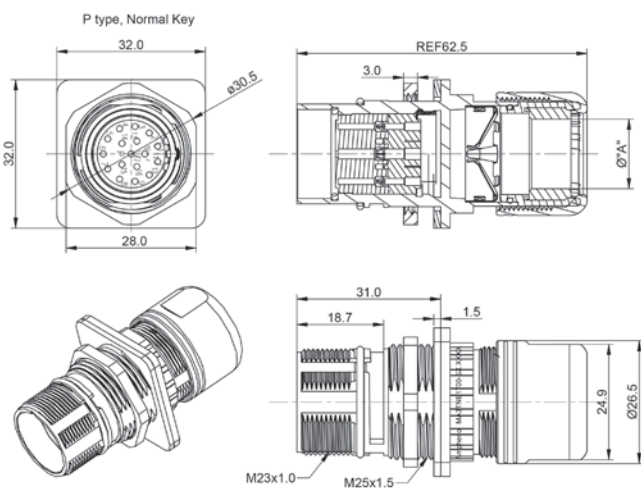


Figure 11

MA3TNP1700-S3

Receptacle extension, threaded

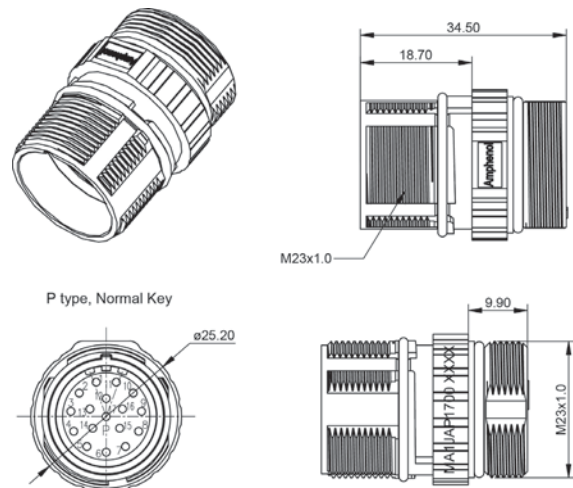


Figure 12

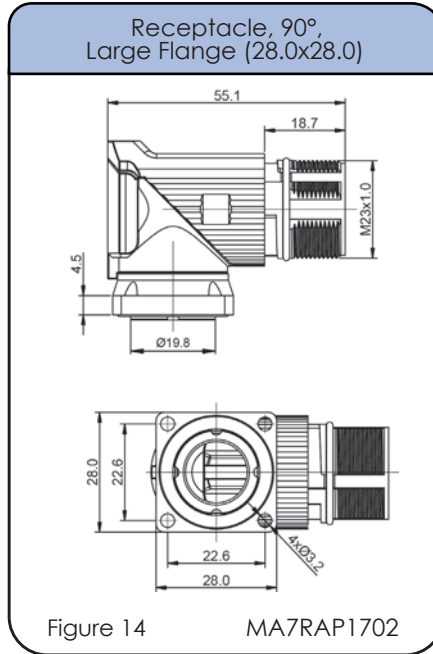
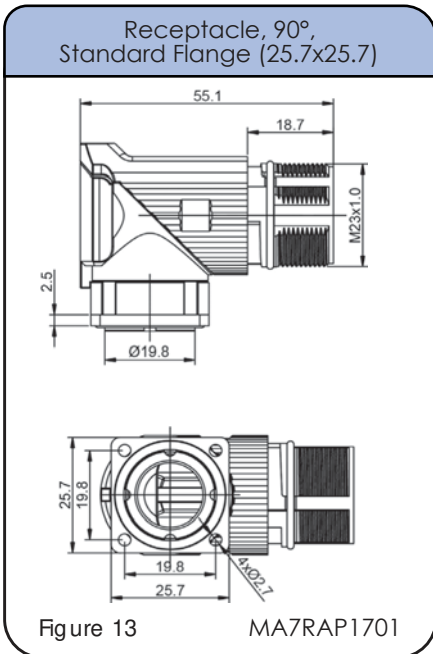
MA1JAP1700

Complete datasheets can be found at www.amphenol-sine.com

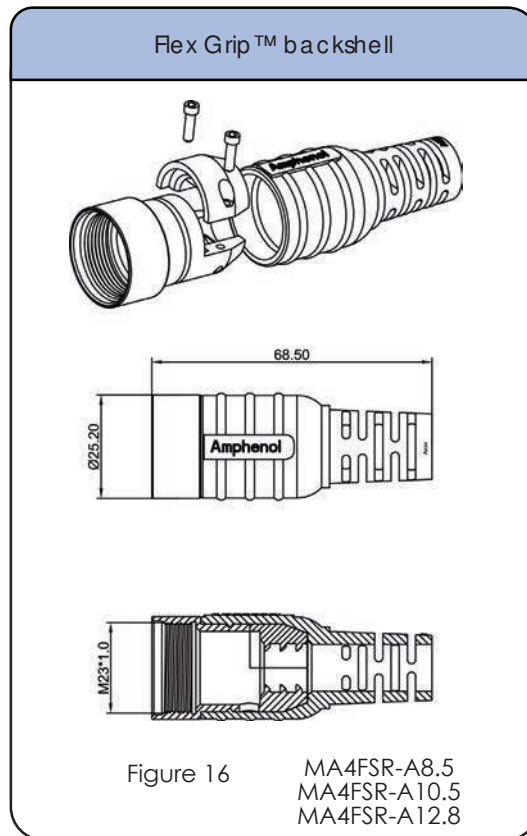
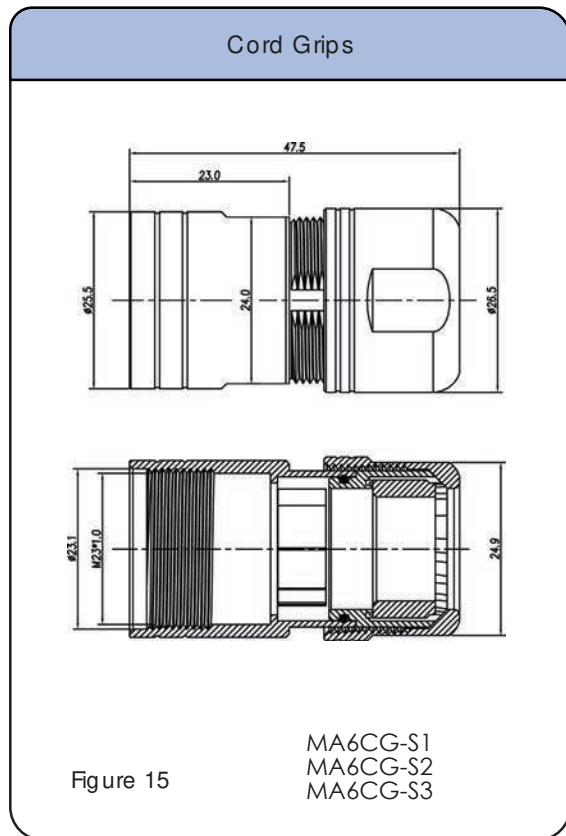
Style: Etype Plug Number of Contacts: 17 Contact Size: 1.0mm
 Sealing: IP66/67 AWG: 22-18 (0.37 - 0.75 mm²) / 24-28 (0.25 - 0.10 mm²)

Threaded Dimensions 90° Rotatable Receptacles

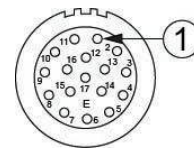
See Chart 1 for contacts options



Dimensions Cord Grips/ Backshells



Complete datasheets can be found at www.amphenol-sine.com



17 POSITIONS
9A / 125V
Etype

Style: Etype Plug Number of Contacts: 17 Contact Size: 1.0mm
Sealing: IP66/67 AWG: 22-18 (0.37 - 0.75 mm²) / 24-28 (0.25 - 0.10 mm²)

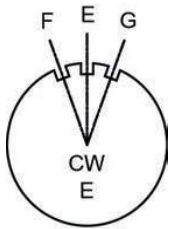
Tools & Accessories

<p>Universal hand crimp tool. Uses universal positioner part no. SK2-2* Wire range 20-32AWG</p>  <p>AFM8</p>	<p>Universal hand crimp tool. Uses universal positioner part no. UH2-5* Wire range 12-26AWG</p>  <p>AF8</p>	<p>Pneumatic crimp tool. Uses universal positioner part no. SK2-2* Wire range 20-32AWG</p>  <p>WA22</p>
<p>Universal positioner used with crimp tools AFM8 and WA22. Wire range 20-32AWG</p>  <p>SK2-2</p>	<p>Universal positioner used with the universal hand crimp tool (AF8). Wire range 12-26AWG</p>  <p>UH2-5</p>	<p>Pneumatic crimp tool. Uses universal positioner part no. UH2-5*. Wire range 12-26AWG</p>  <p>WA27F</p>
<p>Extraction tool. Used for removal of 1.0mm contacts from inserts.</p>  <p>50-54931-1</p>	<p>Dust Cap</p>  <p>P29687</p>	<p>Dust Cap for Plug, Checkmate™</p>  <p>P31662</p>
<p>Dust Cap for Plug, Threaded</p>  <p>P31660</p>	<p>* The universal positioner is not included with the crimp tools and must be ordered separately.</p>	

Complete datasheets can be found at www.amphenol-sine.com

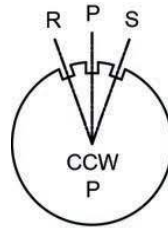
Connector Solutions M23 Standard Series

STEP 1
Choose Plug

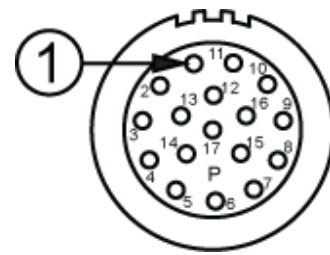


Standard connector parts mate "E" Plugs with "P" Receptacles, Mating parts use opposite contact types. *example: plug with pin contacts mates with a receptacle using socket contacts.*
Other key code options available not listed here. Please call customer service for assistance when ordering F,G,R,S. See page 16 for connector configurations

STEP 2
Choose Receptacle



STEP 3
Choose Backshell/ Cord Grip



Plugs



MA1CAP1700



MA1EAP1700



MA2CAP1700

Receptacles



MA1LAE1700



MA7RAE1701
MA7RAE1702



MA1JAE1700



MA3TNE1700-S1
MA3TNE1700-S2
MA3TNE1700-S3



MA2LAE1700



MA5RAE1701
MA5RAE1702



MA2JAE1700

Cord Grips



MA6CG-S1
MA6CG-S2
MA6CG-S3

FlexGrip™ Backshell System



MA4FSR-A8.5
MA4FSR-A10.5
MA4FSR-A12.8

more about
FlexGrip™
on page 282

BULK CABLE
starts on
page 23

Receptacle Kits



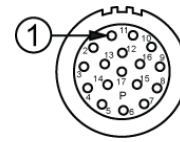
MA1LAE1700-KIT
MA1LAE1700S-KIT



MA2LAE1700-KIT
MA2LAE1700S-KIT

SEE TABLE ON NEXT PAGE FOR PART DETAILS

CONTACTS SOLD SEPARATELY SEE PAGE 190



17 POSITIONS
9A / 125V
P type

Style: P type Plug Number of Contacts: 17 Contact Size: 1.0mm
Sealing: IP66/67 AWG: 22-18 (0.37 - 0.75 mm²) / 24-28 (0.25 - 0.10 mm²)



Checkmate™ Connector Part Numbers

Part Number	Connector Type <i>Checkmate™ parts will mate with threaded parts. Just remove the O-ring from the threaded part.</i>	Style	Contact Type male = pin mates with female = socket ↓Mating Parts↓		Figure Drawings
MA2CAP1700	Plug, straight, Checkmate™	P	Pin	Socket	1
MA2LAE1700	Receptacle, straight, flange mount, Checkmate™	E	Socket	Pin	2
MA2LAE1700-KIT	Receptacle kit, straight, flange mount, Checkmate™	E		Pin	2
MA2LAE1700S-KIT	Receptacle kit, straight, flange mount, Checkmate™	E	Socket		2
MA2JAE1700	Receptacle extension, Checkmate™	E	Socket	Pin	3
MA5RAE1701*	Receptacle, 90° rotatable, Checkmate™ Standard Flange (25.7x25.7)	E	Socket	Pin	4
MA5RAE1702*	Receptacle, 90° rotatable, Checkmate™ Large Flange (28.0x28.0)	E	Socket	Pin	5
↑ Contacts supplied separately see Chart 1 page 190					

CONNECTOR SOLUTIONS

Threaded Connector Part Numbers

Part Number	Connector Type <i>Checkmate™ parts will mate with threaded parts. Just remove the O-ring from the threaded part.</i>	Style	Contact Type male = pin mates with female = socket ↓Mating Parts↓		Figure Drawings
MA1CAP1700	Plug, straight, threaded	P	Pin	Socket	6
MA1EAP1700	Plug, 90° rotatable threaded	P	Pin	Socket	7
MA1LAE1700	Receptacle, straight, threaded, flange mount	E	Socket	Pin	8
MA1LAE1700-KIT	Receptacle kit, straight, threaded. Contacts included	E		Pin	8
MA1LAE1700S-KIT	Receptacle kit, straight, threaded. Contacts included	E	Socket		8
MA3TNE1700-S1	Receptacle, bulkhead, threaded, 4.5-7.5mm	E	Socket	Pin	9
MA3TNE1700-S2	Receptacle, bulkhead, threaded, 7.5-11mm	E	Socket	Pin	10
MA3TNE1700-S3	Receptacle, bulkhead, threaded, 11.0-15mm	E	Socket	Pin	11
MA1JAE1700	Receptacle extension, threaded	E	Socket	Pin	12
MA7RAE1701*	Receptacle, 90° rotatable, threaded Standard Flange (25.7x25.7)	E	Socket	Pin	13
MA7RAE1702*	Receptacle, 90° rotatable, threaded Large Flange (28.0x28.0)	E	Socket	Pin	14
↑ Contacts supplied separately see Chart 1 page 190					

*Elite Series receptacles are offered here as additional options for mating with Standard Series plugs. See Assembly Instructions starting on page 266

Style: P type Plug Number of Contacts: 17 Contact Size: 1.0mm
 Sealing: IP66/67 AWG: 22-18 (0.37 - 0.75 mm²) / 24-28 (0.25 - 0.10 mm²)

Cord Grips and Backshells

Part Number	Type	Cable Range (mm)	Figure Drawings
MA6CG-S1	Cord grip	4.5-7.5mm	15
MA6CG-S2	Cord grip	7.5-11.0mm	15
MA6CG-S3	Cord grip	11.0-15.0mm	15
MA4FSR-A8.5*	Flex Grip™ backshell	7.5-8.5mm	16
MA4FSR-A10.5*	Flex Grip™ backshell	9.5-10.5mm	16
MA4FSR-A12.8*	Flex Grip™ backshell	11.5-12.8mm	16

*Must be potted to achieve IP67 ratings.

Contacts



Machined Contacts

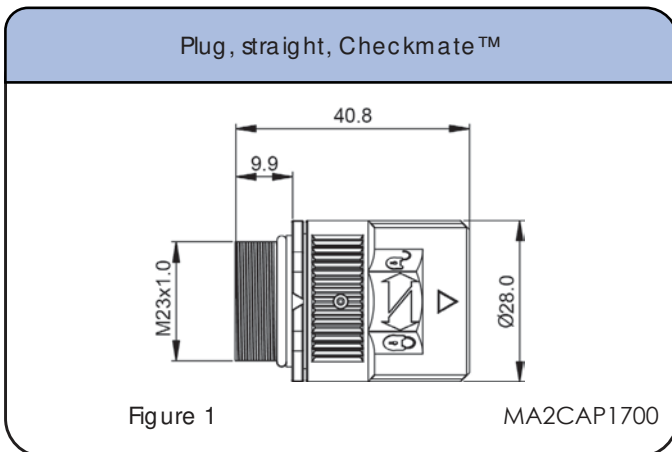
CHART 1

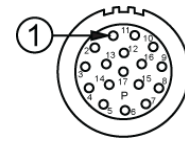
Crimp Contacts, Machined

Part Number	Pin/Socket	AWG	mm ²	Plating
SC000035	Pin	22-18	0.37 - 0.75	Gold
SC000146	Pin	28-24	0.10 - 0.25	Gold
SC000044	Socket	22-18	0.37 - 0.75	Gold
SC000030	Socket	28-24	0.10 - 0.25	Gold

Checkmate™ Dimensions Straight Plug/ Plug Kits

See Chart 1 for contacts options





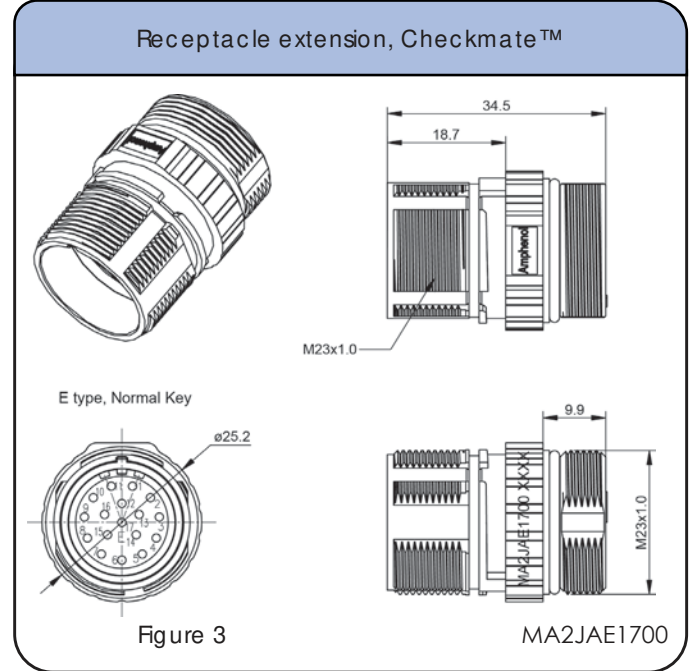
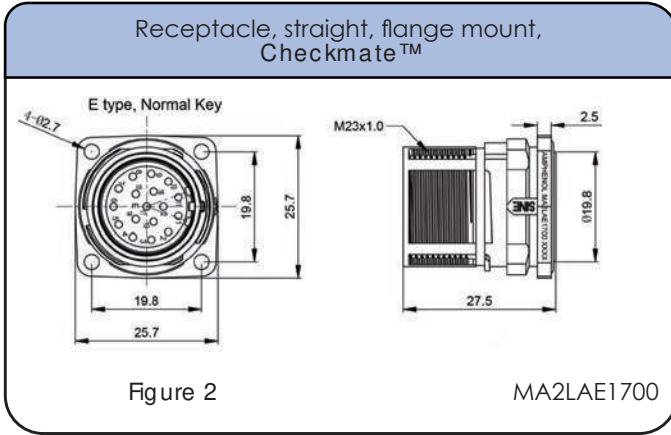
17 POSITIONS
9A / 125V
P type

Style: P type Plug Number of Contacts: 17 Contact Size: 1.0mm
Sealing: IP66/67 AWG: 22-18 (0.37 - 0.75 mm²) / 24-28 (0.25 - 0.10 mm²)

CONNECTOR SOLUTIONS

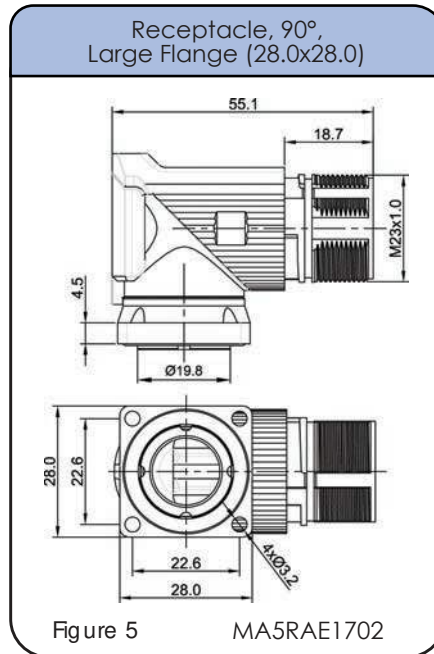
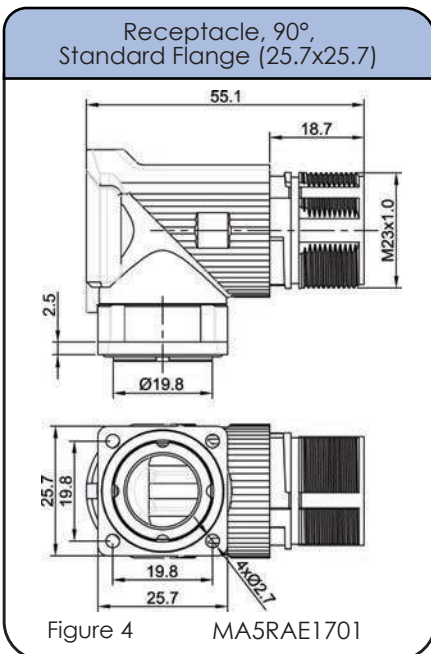
Checkmate™ Dimensions Receptacles

See Chart 1 for contact options

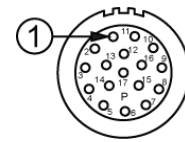


Checkmate™ Dimensions 90° Receptacles

See Chart 1 for contact options



Complete datasheets can be found at www.amphenol-sine.com

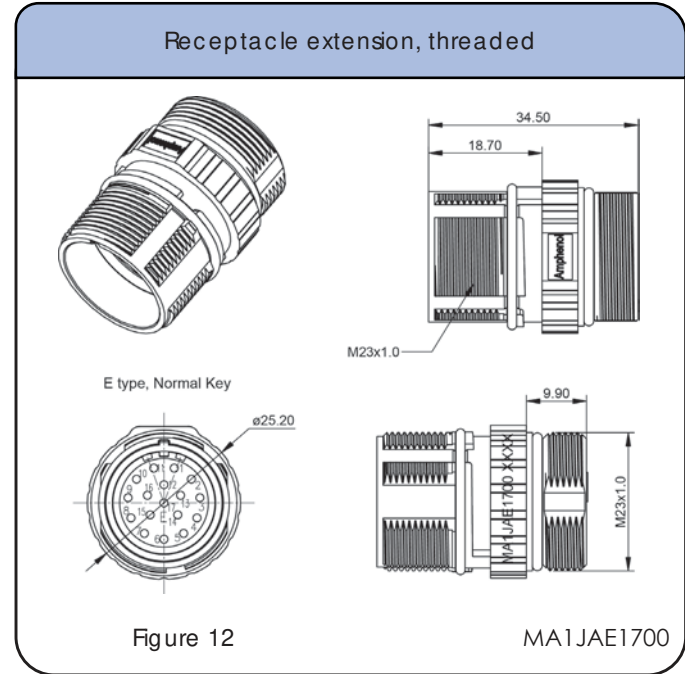
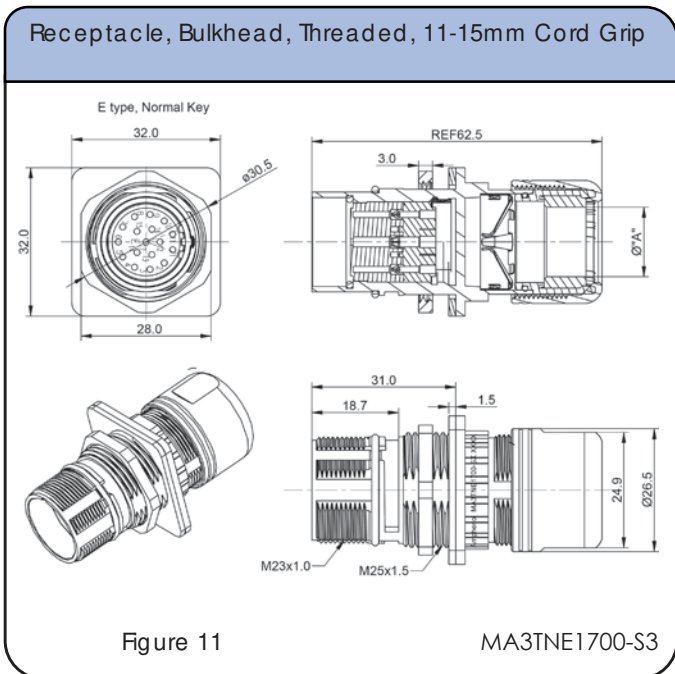
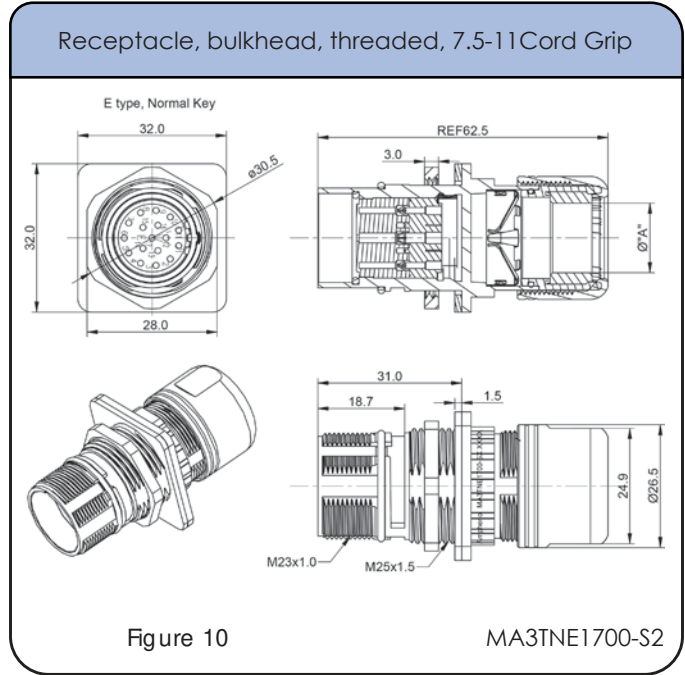
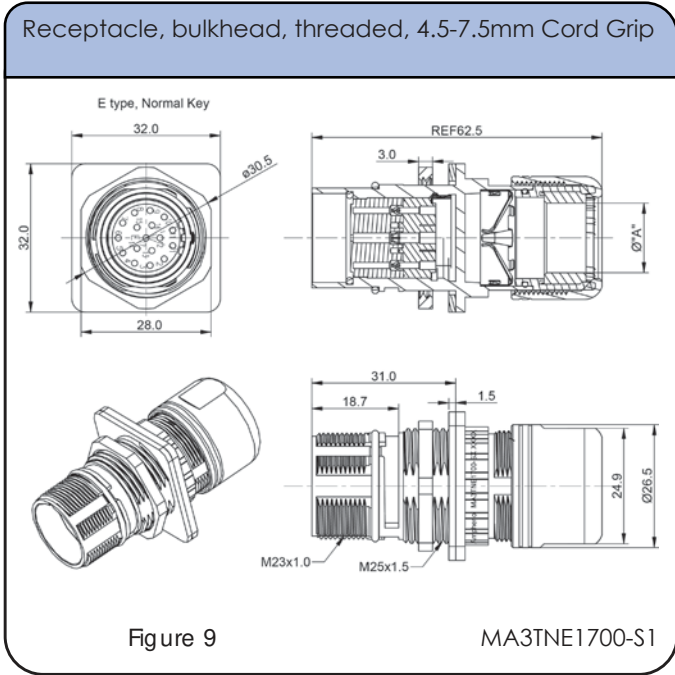


17 POSITIONS
9A / 125V
P type

Style: P type Plug Number of Contacts: 17 Contact Size: 1.0mm
Sealing: IP66/67 AWG: 22-18 (0.37 - 0.75 mm²) / 24-28 (0.25 - 0.10 mm²)

Threaded Dimensions Bulkhead Receptacles/ Receptacle Extension

See Chart 1 for contacts options

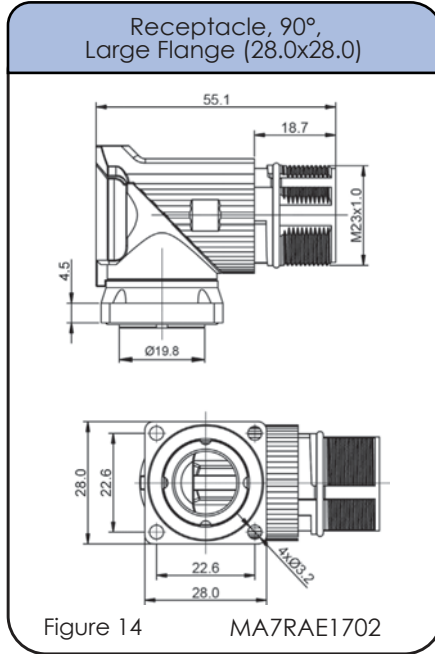
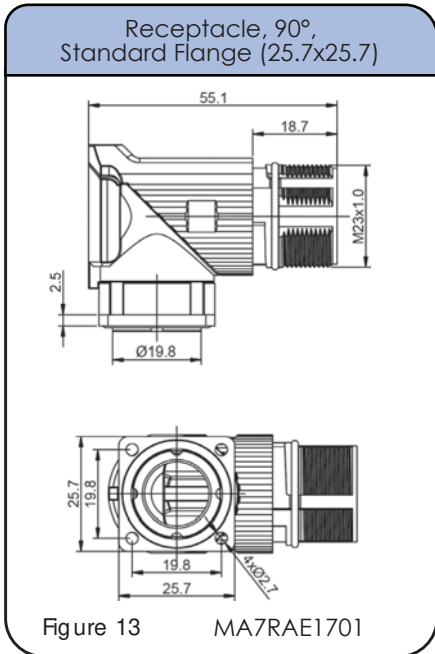


Complete datasheets can be found at www.amphenol-sine.com

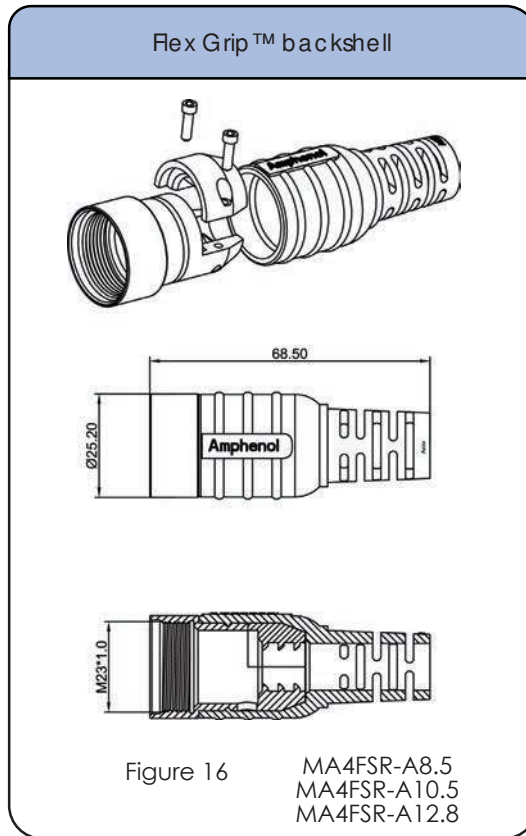
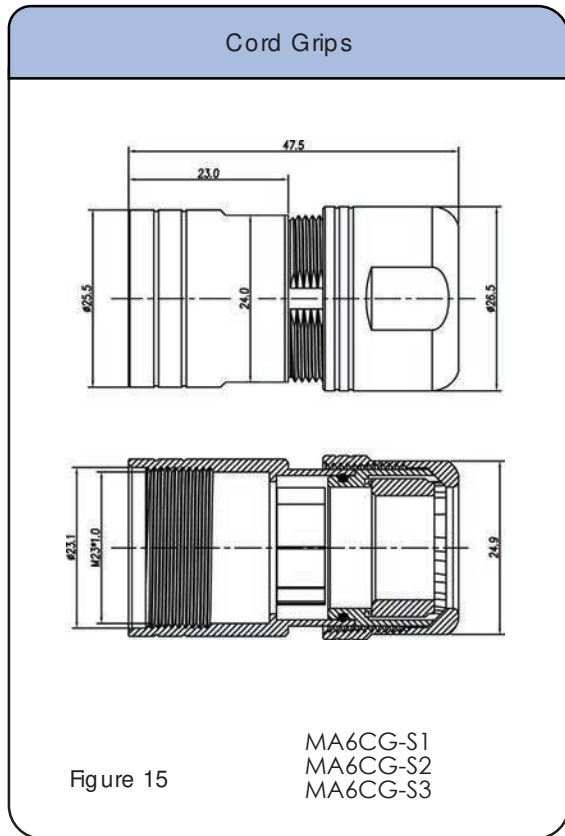
Style: P type Plug Number of Contacts: 17 Contact Size: 1.0mm
 Sealing: IP66/67 AWG: 22-18 (0.37 - 0.75 mm²) / 24-28 (0.25 - 0.10 mm²)

Threaded Dimensions 90° Rotatable Receptacles

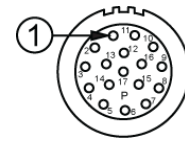
See Chart 1 for contacts options



Dimensions Cord Grips / Backshells



Complete datasheets can be found at www.amphenol-sine.com



17 POSITIONS
9A / 125V
P type

Style: P type Plug Number of Contacts: 17 Contact Size: 1.0mm
Sealing: IP66/67 AWG: 22-18 (0.37 - 0.75 mm²) / 24-28 (0.25 - 0.10 mm²)

Tools & Accessories

Universal hand crimp tool. Uses universal positioner part no. SK2-2*
Wire range 20-32AWG



AFM8

Universal hand crimp tool. Uses universal positioner part no. UH2-5*
Wire range 12-26AWG



AF8

Pneumatic crimp tool. Uses universal positioner part no. SK2-2*
Wire range 20-32AWG



WA22

Universal positioner is used with crimp tools AFM8 and WA22.
Wire range 20-32AWG



SK2-2

Universal positioner is used with the universal hand crimp tool (AF8).
Wire range 12-26AWG



UH2-5

Pneumatic crimp tool. Uses universal positioner part no. UH2-5*.
Wire range 12-26AWG



WA27F

Extraction tool. Used for removal of 1.0mm contacts from inserts.



50-54931-1

Dust Cap for Receptacle



P29687

Dust Cap for Plug, Checkmate™



P31662

Dust Cap for Plug, Threaded



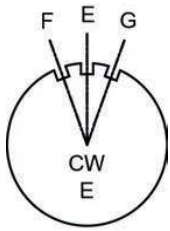
P31660

* The universal positioner is not included with the crimp tools and must be ordered separately.

Complete datasheets can be found at www.amphenol-sine.com

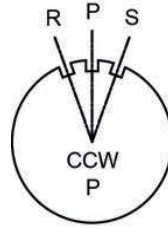
Connector Solutions M23 Standard Series

STEP 1
Choose Plug

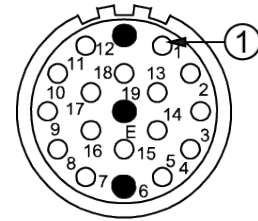


Standard connector parts mate "E" Plugs with "P" Receptacles, Mating parts use opposite contact types. *example: plug with pin contacts mates with a receptacle using socket contacts.*
Other key code options available not listed here. Please call customer service for assistance when ordering F,G,R,S. See page 199 for connector configurations

STEP 2
Choose Receptacle



STEP 3
Choose Backshell/ Cord Grip



Plugs



MA1CAE1900



MA1EAE1900



MA2CAE1900

Receptacles



MA1LAP1900



MA1JAP1900



MA2LAP1900



MA2JAP1900



MA7RAP1901
MA7RAP1902



MA3TNE1900-S1
MA3TNE1900-S2
MA3TNE1900-S3



MA5RAP1901
MA5RAP1901

Cord Grips



MA6CG-S1
MA6CG-S2
MA6CG-S3

FlexGrip™ Backshell System



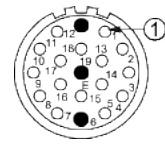
MA4FSR-A8.5
MA4FSR-A10.5
MA4FSR-A12.8

more about
FlexGrip™
on page 282

BULK CABLE
starts on
page 23

SEE TABLE ON NEXT PAGE FOR PART DETAILS

CONTACTS SOLD SEPARATELY SEE PAGE 198



19 POSITIONS
7A / 63V
E type

Style: E type Plug Number of Contacts: 19 Contact Size: 1.0mm
Sealing: IP66/67 AWG: 22-18 (0.37 - 0.75 to 1.0 mm²)



Checkmate™ Connector Part Numbers

Part Number	Connector Type <i>Checkmate™ parts will mate with threaded parts. Just remove the O-ring from the threaded part.</i>	Style	Contact Type male = pin mates with female = socket ↓Mating Parts↓		Figure Drawings
MA2CAE1900	Plug, straight, Checkmate™	E	Pin	Socket	1
MA2LAP1900	Receptacle, straight, flange mount, Checkmate™	P	Socket	Pin	2
MA2JAP1900	Receptacle extension, straight Checkmate™	P	Socket	Pin	3
MA5RAP1901*	Receptacle, 90° rotatable, Checkmate™ Standard Flange (25.7x25.7)	E	Socket	Pin	4
MA5RAP1902*	Receptacle, 90° rotatable, Checkmate™ Large Flange (28.0x28.0)	E	Socket	Pin	5
↑ Contacts supplied separately see Chart 1 page 198					

Threaded Connector Part Numbers

Part Number	Connector Type <i>Checkmate™ parts will mate with threaded parts. Just remove the O-ring from the threaded part.</i>	Style	Contact Type male = pin mates with female = socket ↓Mating Parts↓		Figure Drawings
MA1CAE1900	Plug, straight, threaded	E	Pin	Socket	6
MA1EAE1900	Plug, 90° rotatable, threaded	E	Pin	Socket	7
MA1LAP1900	Receptacle, flange mount, threaded	P	Socket	Pin	8
MA3TNP1900-S1	Receptacle, bulkhead, threaded, 4.5-7.5mm	E	Socket	Pin	9
MA3TNP1900-S2	Receptacle, bulkhead, threaded, 7.5-11.0mm	E	Socket	Pin	10
MA3TNP1900-S3	Receptacle, bulkhead, threaded, 11.0-15.0mm	E	Socket	Pin	11
MA1JAP1900	Receptacle extension, straight, threaded	P	Socket	Pin	12
MA7RAP1901*	Receptacle, 90° rotatable, Threaded Standard Flange (25.7x25.7)	E	Socket	Pin	13
MA7RAP1902*	Receptacle, 90° rotatable, Threaded Large Flange (28.0x28.0)	E	Socket	Pin	14
↑ Contacts supplied separately see Chart 1 page 198					

*Elite Series receptacles are offered here as additional options for mating with Standard Series plugs. See Assembly Instructions starting on page 266

Style: Etype Plug Number of Contacts: 19 Contact Size: 1.0mm
 Sealing: IP66/67 AWG: 22-18 (0.37 - 0.75 to 1.0 mm²)

Cord Grips and Backshells

Part Number	Type	Cable Range (mm)	Figure Drawings
MA6CG-S1	Cord Grip	4.5-7.5mm	15
MA6CG-S2	Cord Grip	7.5-11.0mm	15
MA6CG-S3	Cord Grip	11.0-15.0mm	15
MA4FSR-A8.5*	Flex Grip™ backshell	7.5-8.5mm	16
MA4FSR-A10.5*	Flex Grip™ backshell	9.5-10.5mm	16
MA4FSR-A12.8*	Flex Grip™ backshell	11.5-12.8mm	16

*Must be potted to achieve IP67 ratings

Contacts

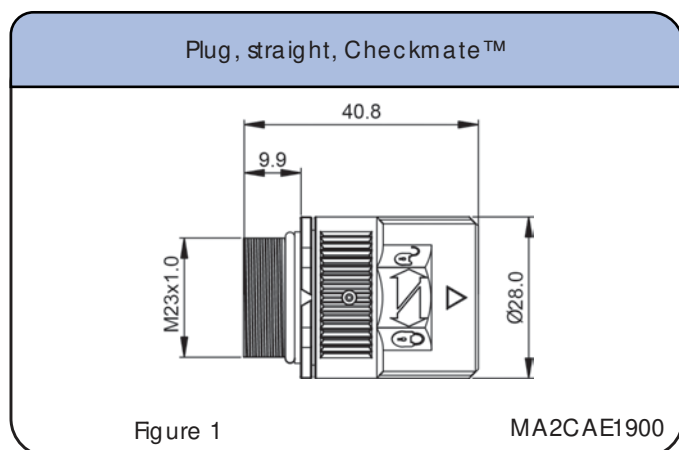


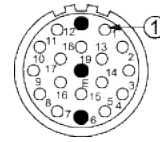
CHART 1

Crimp Contacts, Machined

Part Number	Pin/Socket	Size	AWG	mm ²	Plating
SC000337	Pin	1.5	22-18	0.37 - 0.75 to 1.0	Gold
SC000338	Pin	1.0	22-18	0.37 - 0.75 to 1.0	Gold
SC000325	Socket	1.5	22-18	0.37 - 0.75 to 1.0	Gold
SC000326	Socket	1.0	22-18	0.37 - 0.75 to 1.0	Gold

Dimensions Checkmate™ Plugs

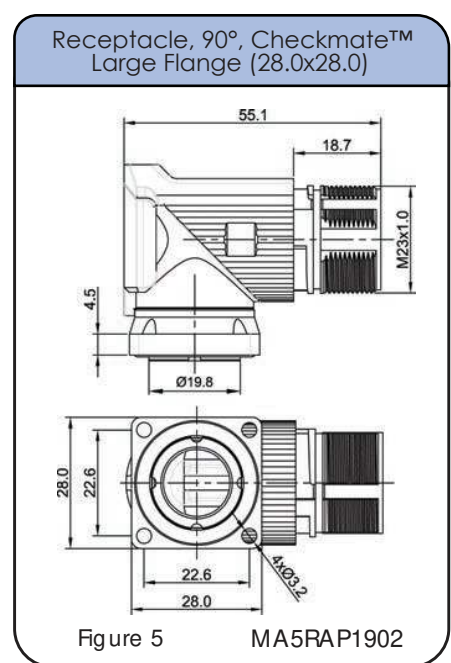
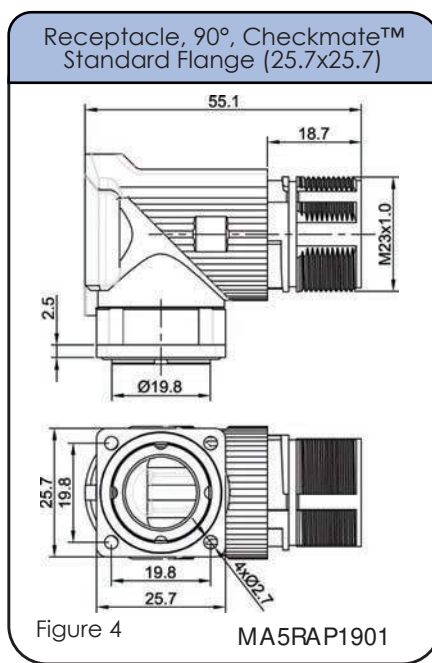
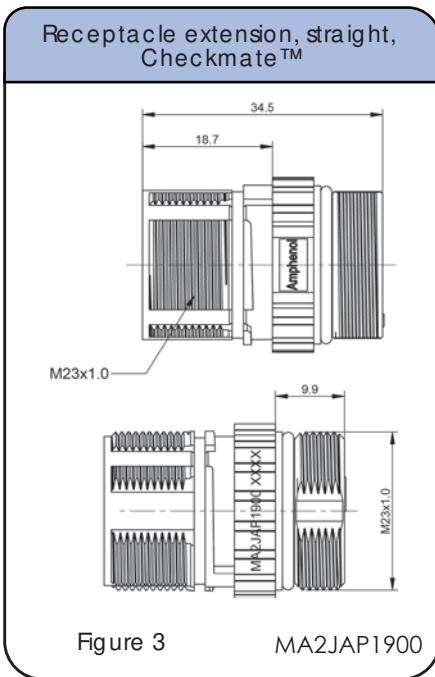
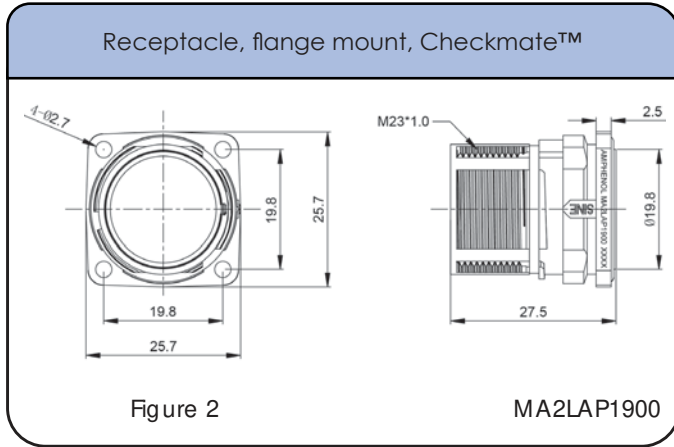




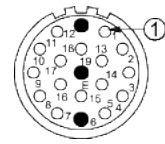
19 POSITIONS
7A / 63V
Etype

Style: Etype Plug Number of Contacts: 19 Contact Size: 1.0mm
Sealing: IP66/67 AWG: 22-18 (0.37 - 0.75 to 1.0 mm²)

Dimensions Checkmate™ Receptacles



Complete datasheets can be found at www.amphenol-sine.com



19 POSITIONS
7A / 63V
E type

Style: E type Plug Number of Contacts: 19 Contact Size: 1.0mm
Sealing: IP66/67 AWG: 22-18 (0.37 - 0.75 to 1.0 mm²)

Threaded Dimensions Bulkhead Receptacles/ Receptacle Extension

Receptacle, bulkhead, straight threaded;
4.5-7.5mm Cord Grip

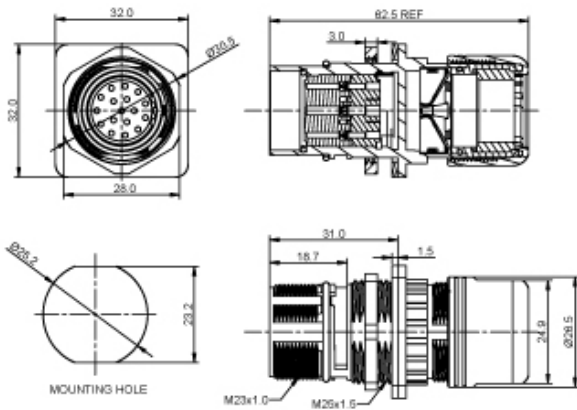


Figure 9

MA3TNP1900-S1

Receptacle, bulkhead, straight threaded;
7.5-11mm Cord Grip

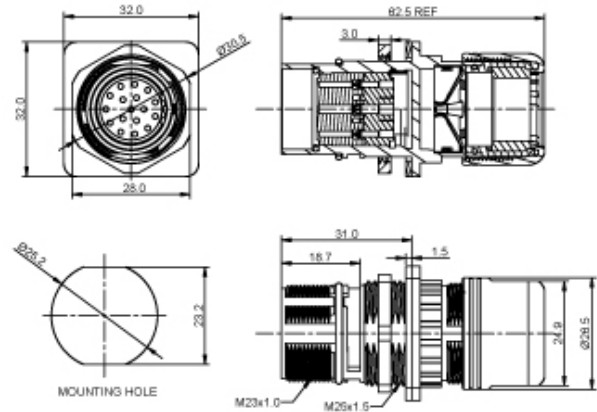


Figure 10

MA3TNP1900-S2

Receptacle, bulkhead, straight threaded;
11-15mm Cord Grip

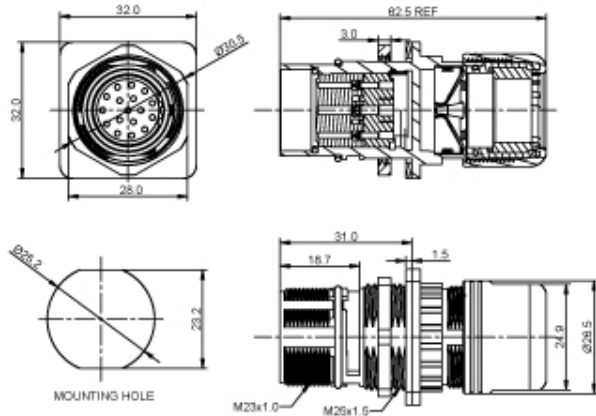


Figure 11

MA3TNP1900-S3

Receptacle extension, threaded

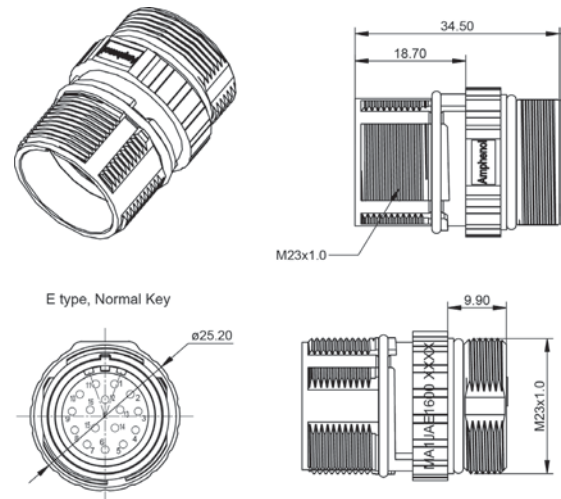


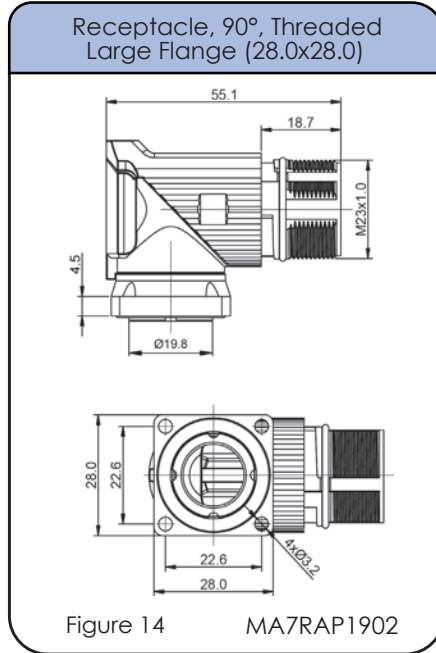
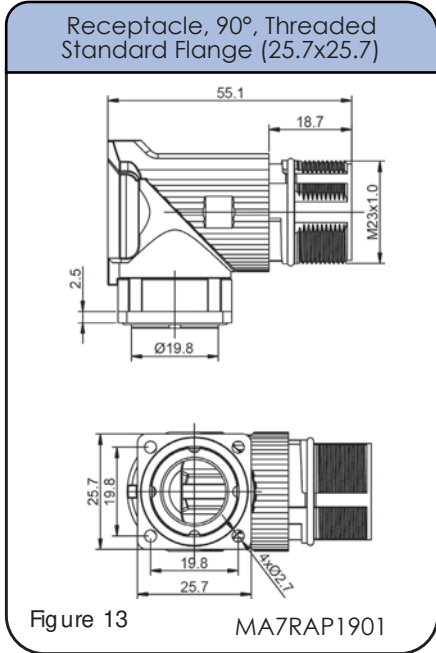
Figure 12

MA1JAE1900

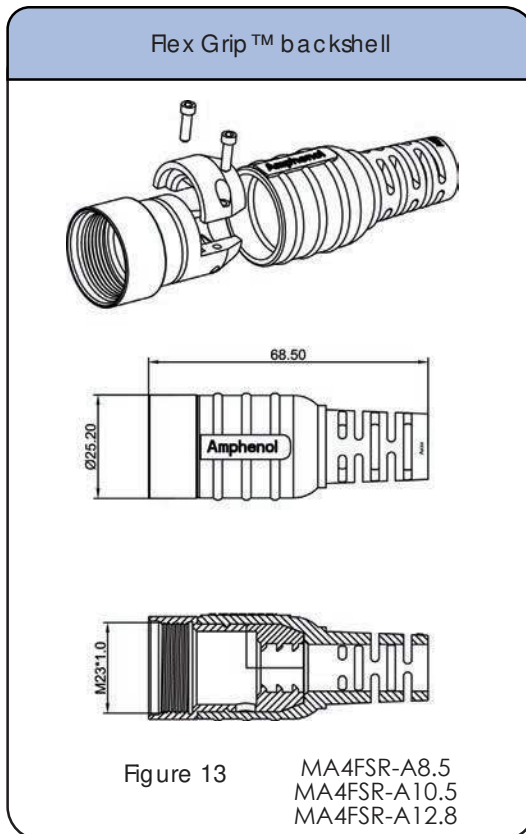
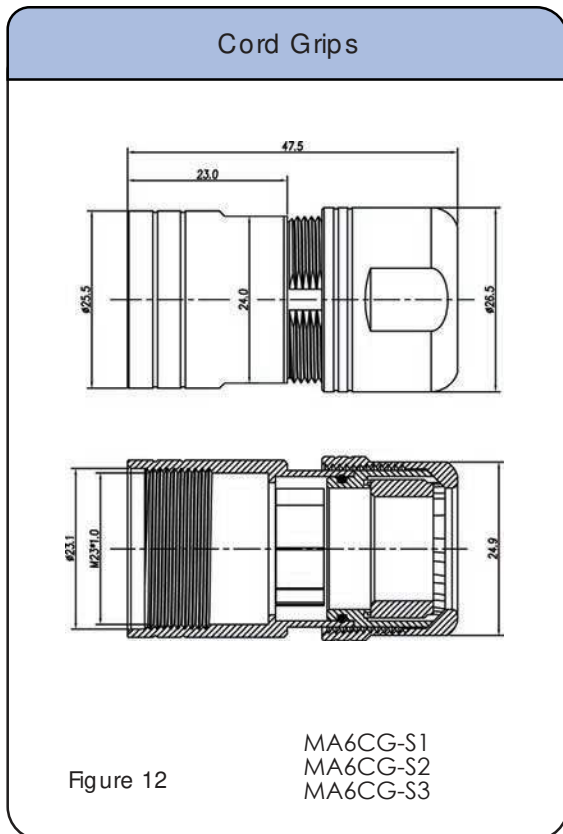
Complete datasheets can be found at www.amphenol-sine.com

Style: Etype Plug Number of Contacts: 19 Contact Size: 1.0mm
 Sealing: IP66/67 AWG: 22-18 (0.37 - 0.75 to 1.0 mm²)

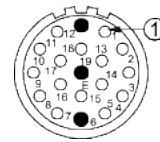
Dimensions Threaded 90° Rotatable Receptacle



Dimensions Cord Grips/ Backshells



Complete datasheets can be found at www.amphenol-sine.com



19 POSITIONS
7A / 63V
Etype

Style: Etype Plug Number of Contacts: 19 Contact Size: 1.0mm
Sealing: IP66/67 AWG: 22-18 (0.37 - 0.75 to 1.0 mm²)

CONNECTOR SOLUTIONS

Tools & Accessories

Universal hand crimp tool. Uses universal positioner part no. SK2-2*
Wire range 20-32AWG



AFM8

Universal hand crimp tool. Uses universal positioner part no. UH2-5*
Wire range 12-26AWG



AF8

Pneumatic crimp tool. Uses universal positioner part no. SK2-2*
Wire range 20-32AWG



WA22

Universal positioner is used with crimp tools AFM8 and WA22.
Wire range 20-32AWG



SK2-2

Universal positioner is used with the universal hand crimp tool (AF8).
Wire range 12-26AWG



UH2-5

Pneumatic crimp tool. Uses universal positioner part no. UH2-5*.
Wire range 12-26AWG



WA27F

Dust Cap



P29687

Dust Cap for Plug, Checkmate™



P31662

Dust Cap for Plug, Threaded

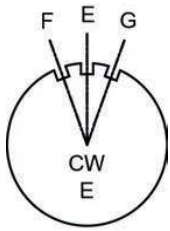


P31660

* The universal positioner is not included with the crimp tools and must be ordered separately.

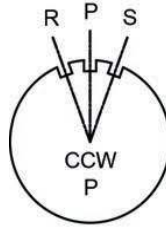
Connector Solutions M23 Standard Series

STEP 1 Choose Plug

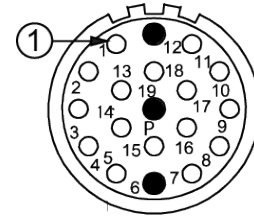


Standard connector parts mate "E" Plugs with "P" Receptacles, Mating parts use opposite contact types. *example: plug with pin contacts mates with a receptacle using socket contacts.*
Other key code options available not listed here. Please call customer service for assistance when ordering F,G,R,S. See page 16 for connector configurations

STEP 2 Choose Receptacle



STEP 3 Choose Backshell/ Cord Grip



Plugs



Receptacles



Cord Grips



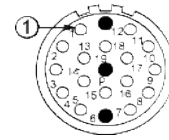
more about
FlexGrip™
on page 282

BULK CABLE
starts on
page 23

SEE TABLE ON NEXT PAGE FOR PART DETAILS

CONTACTS SOLD SEPARATELY SEE PAGE 206

*Elite Series receptacles are offered here as additional options for mating with Standard Series plugs. See Assembly Instructions starting on page 266



19 POSITIONS
7A / 63V
P type

Style: P type Plug Number of Contacts: 19 Contact Size: 1.0mm
Sealing: IP66/67 AWG: 22-18 (0.37 - 0.75 to 1.0 mm²)



Checkmate™ Connector Part Numbers

Part Number	Connector Type <i>Checkmate™ parts will mate with threaded parts. Just remove the O-ring from the threaded part.</i>	Style	Contact Type male = pin mates with female = socket ↓Mating Parts↓		Figure Drawings
			Pin	Socket	
MA2CAP1900	Plug, straight, Checkmate™	P	Pin	Socket	1
MA2LAE1900	Receptacle, straight, flange mount, Checkmate™	E	Socket	Pin	2
MA2JAE1900	Receptacle extension, straight Checkmate™	P	Socket	Pin	3
MA5RAE1901*	Receptacle, 90° rotatable, Checkmate™ Standard Flange (25.7x25.7)	E	Socket	Pin	4
MA5RAE1902*	Receptacle, 90° rotatable, Checkmate™ Large Flange (28.0x28.0)	E	Socket	Pin	5
↑ Contacts supplied separately see Chart 1 page 206					

CONNECTOR SOLUTIONS

Threaded Connector Part Numbers

Part Number	Connector Type <i>Checkmate™ parts will mate with threaded parts. Just remove the O-ring from the threaded part.</i>	Style	Contact Type male = pin mates with female = socket ↓Mating Parts↓		Figure Drawings
			Pin	Socket	
MA1CAP1900	Plug, straight, threaded	P	Pin	Socket	6
MA1EAP1900	Plug, 90° rotatable, threaded	P	Pin	Socket	7
MA1LAE1900	Receptacle, straight, flange mount, threaded	E	Socket	Pin	8
MA3TNE1900-S1	Receptacle, bulkhead, threaded, 4.5-7.5mm	E	Socket	Pin	9
MA3TNE1900-S2	Receptacle, bulkhead, threaded, 7.5-11.0mm	E	Socket	Pin	10
MA3TNE1900-S3	Receptacle, bulkhead, threaded, 11.0-15.0mm	E	Socket	Pin	11
MA1JAE1900	Receptacle extension, straight, threaded	P	Socket	Pin	9
MA7RAE1901*	Receptacle, 90° rotatable, Threaded Standard Flange (25.7x25.7)	E	Socket	Pin	10
MA7RAE1902*	Receptacle, 90° rotatable, Threaded Large Flange (28.0x28.0)	E	Socket	Pin	11
↑ Contacts supplied separately see Chart 1 page 206					

Style: P type Plug Number of Contacts: 19 Contact Size: 1.0mm
 Sealing: IP66/67 AWG: 22-18 (0.37 - 0.75 to 1.0 mm²)

Cord Grips and Backshells

Part Number	Type	Cable Range (mm)	Figure Drawings
MA6CG-S1	Cord Grip	4.5-7.5mm	15
MA6CG-S2	Cord Grip	7.5-11.0mm	15
MA6CG-S3	Cord Grip	11.0-15.0mm	15
MA4FSR-A8.5*	Flex Grip™ backshell	7.5-8.5mm	16
MA4FSR-A10.5*	Flex Grip™ backshell	9.5-10.5mm	16
MA4FSR-A12.8*	Flex Grip™ backshell	11.5-12.8mm	16

*Must be reported to achieve IP67 ratings.

Contacts

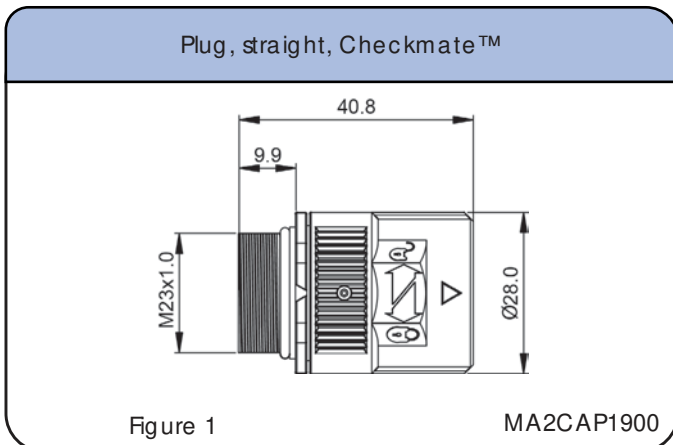


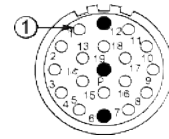
CHART 1

Crimp Contacts, Machined

Part Number	Pin/Socket	Size	AWG	mm ²	Plating
SC000337	Pin	1.5	22-18	0.37 - 0.75 to 1.0	Gold
SC000338	Pin	1.0	22-18	0.37 - 0.75 to 1.0	Gold
SC000325	Socket	1.5	22-18	0.37 - 0.75 to 1.0	Gold
SC000326	Socket	1.0	22-18	0.37 - 0.75 to 1.0	Gold

Dimensions Checkmate™ Plugs

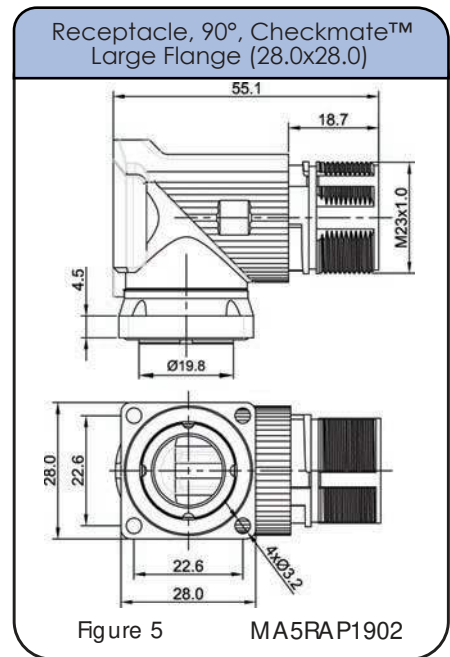
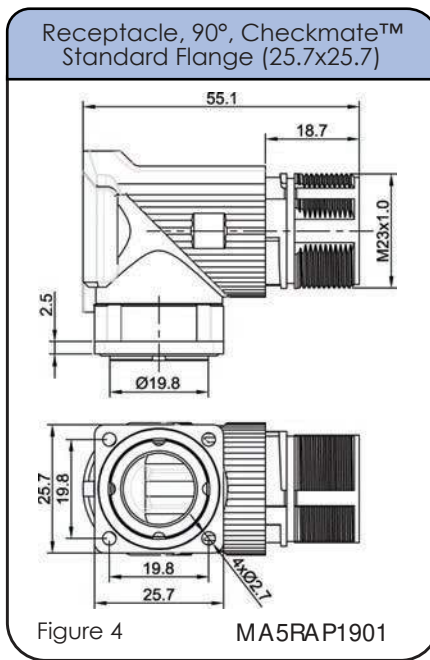
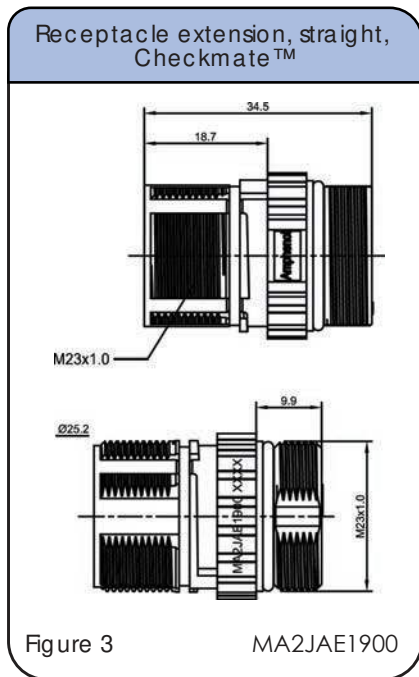
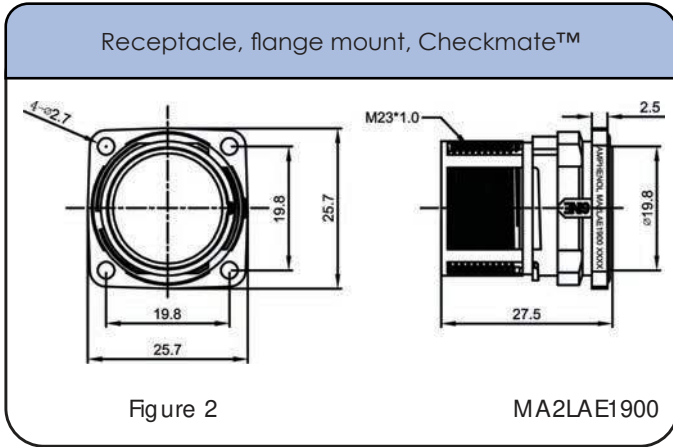




19 POSITIONS
7A / 63V
P type

Style: P type Plug Number of Contacts: 19 Contact Size: 1.0mm
Sealing: IP66/67 AWG: 22-18 (0.37 - 0.75 to 1.0 mm²)

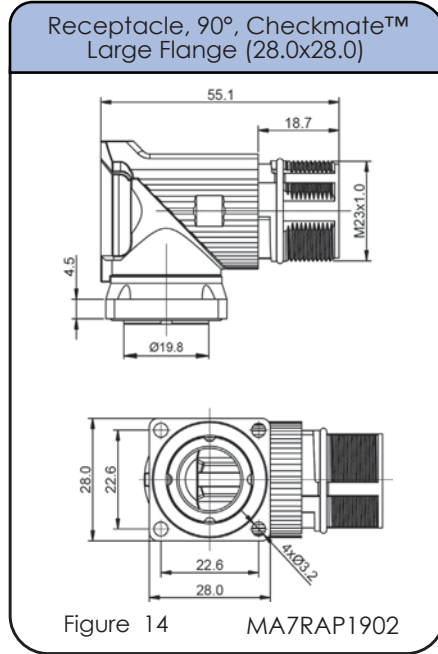
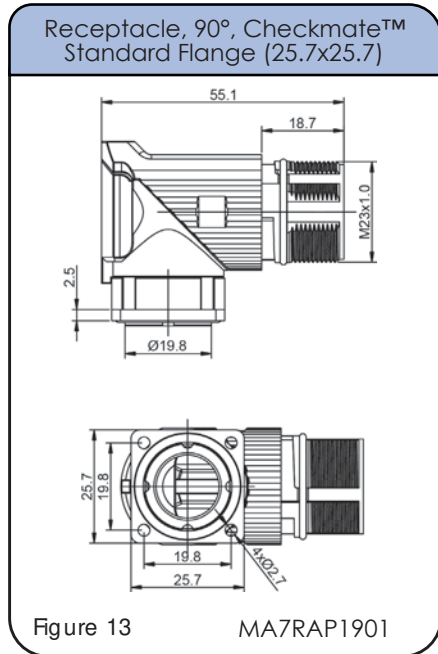
Dimensions Checkmate™ Receptacles



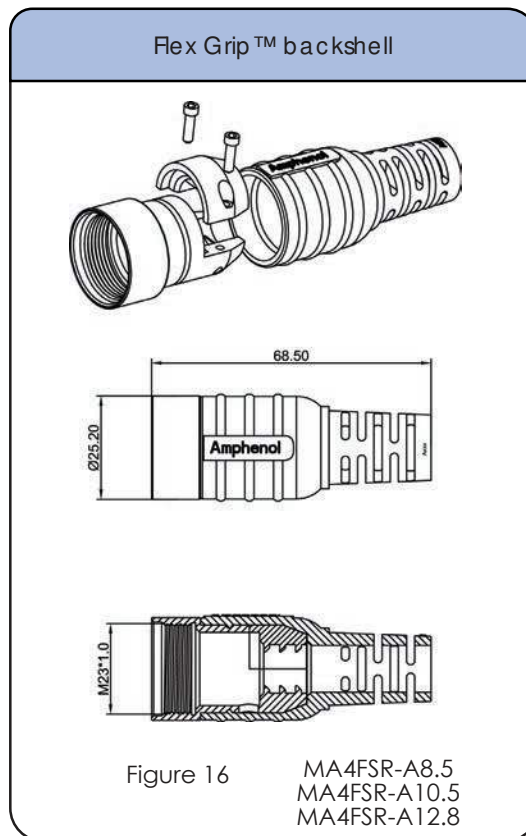
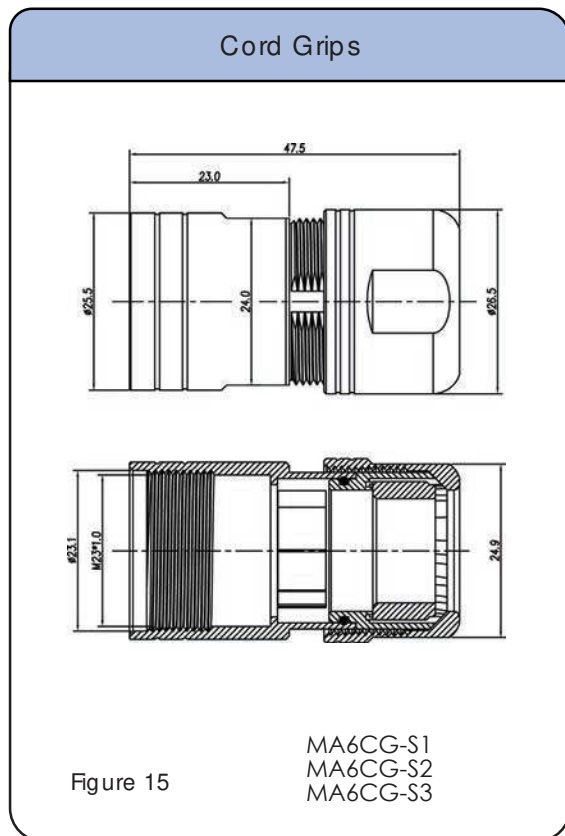
Complete datasheets can be found at www.amphenol-sine.com

Style: P type Plug Number of Contacts: 19 Contact Size: 1.0mm
 Sealing: IP66/67 AWG: 22-18 (0.37 - 0.75 to 1.0 mm²)

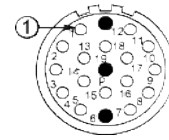
Dimensions Threaded 90° Receptacles



Dimensions Cord Grips/ Backshells












Complete datasheets can be found at www.amphenol-sine.com



19 POSITIONS
7A / 63V
P type

Style: P type Plug Number of Contacts: 19 Contact Size: 1.0mm
Sealing: IP66/67 AWG: 22-18 (0.37 - 0.75 to 1.0 mm²)

Tools & Accessories

<p>Universal hand crimp tool. Uses universal positioner part no. SK2-2* Wire range 20-32AWG</p>  <p>AFM8</p>	<p>Universal hand crimp tool. Uses universal positioner part no. UH2-5* Wire range 12-26AWG</p>  <p>AF8</p>	<p>Pneumatic crimp tool. Uses universal positioner part no. SK2-2* Wire range 20-32AWG</p>  <p>WA22</p>
<p>Universal positioner is used with crimp tools AFM8 and WA22. Wire range 20-32AWG</p>  <p>SK2-2</p>	<p>Universal positioner is used with the universal hand crimp tool (AF8). Wire range 12-26AWG</p>  <p>UH2-5</p>	<p>Pneumatic crimp tool. Uses universal positioner part no. UH2-5*. Wire range 12-26AWG</p>  <p>WA27F</p>
<p>Dust Cap for Receptacles</p>  <p>P29687</p>	<p>Dust Cap for Plug, Threaded</p>  <p>P31660</p>	<p>Dust Cap for Plug, Checkmate™</p>  <p>P31662</p>

* The universal positioner is not included with the crimp tools and must be ordered separately.

Connector Solutions M23 Standard Series

STEP 1
Choose Plug

STEP 2
Choose Receptacle

STEP 3
Choose Backshell/ Cord Grip

See page 18 for connector configurations

Plugs



MB1CKN0600



MB1EJN0600



MB1GJN0600



MB2CKN0600



MB2GJN0600

Plug Connector Kits



MB1CKN0600-KIT

Receptacles



MB1LLN0600



MB7RJN0601
MB7RJN0602



MB1LKN0600



MB1JJN0600



MB3TNN0600-S1
MB3TNN0600-S2
MB3TNN0600-S3



MB2LLN0600



MB5RJN0601
MB5RJN0602



MB2LKN0600



MB2JJN0600

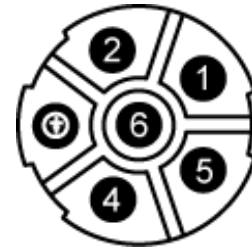
Receptacle Kits



MB1LLN0600-KIT



Checkmate™
MB2LLN0600-KIT



Cord Grips



MB6CG-S1
MB6CG-S2
MB6CG-S3

FlexGrip™ Backshell System



MB4FSR-B10.3
MB4FSR-B12.5
MB4FSR-B14.5
MB4FSR-B17

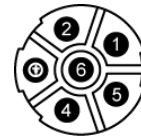
more about
FlexGrip™
on page 282

BULK CABLE
starts on
page 23

SEE TABLE ON NEXT PAGE FOR PART DETAILS

CONTACTS SOLD SEPARATELY SEE PAGE 220

*Elite Series receptacles are offered here as additional options for mating with Standard Series plugs. See Assembly Instructions starting on page 266



6 POSITIONS
28A / 630V

Number of Contacts: 6 Contact Size: 2.0mm
Sealing: IP66/67 AWG: 18-14 (0.75 - 2.5 mm²)

Checkmate™ Connector Part Numbers



Part Number	Connector Type <i>Checkmate™ parts will mate with threaded parts. Just remove the O-ring from the threaded part.</i>	Contact Type male = pin female = socket	Figure Drawings
MB2CKN0600	Plug, straight, Checkmate™	Socket	1
MB2GJN0600	Plug, panel mount, Checkmate™	Socket	2
MB2LLN0600	Receptacle, straight flange mount, Checkmate™	Pin	3
MB2LLN0600-KIT	Receptacle kit, straight, Checkmate™. Contacts included	Pin	3
MB2LKN0600	Receptacle, straight, Checkmate™	Pin	4
MB2JJN0600	Receptacle extension, Checkmate™	Pin	5
↑ Contacts supplied separately see Chart 1 page 220			
MB5RJN0601*	Receptacle, 90° rotatable, Checkmate™ Standard Flange (25.7x25.7)	Pin	6
MB5RJN0602*	Receptacle, 90° rotatable, Checkmate™ Large Flange (28.0x28.0)	Pin	7
↑ Contacts supplied separately see Chart 2 page 220			

Threaded Connector Part Numbers

Part Number	Connector Type <i>Checkmate™ parts will mate with threaded parts. Just remove the O-ring from the threaded part.</i>	Contact Type male = pin female = socket	Figure Drawings
MB1CKN0600	Plug, straight, threaded coupling	Socket	8
MB1CKN0600-KIT	Plug kit, straight, threaded coupling. Contacts included.	Socket	8
MB1EJN0600	90° rotatable plug	Socket	9
MB1GJN0600	Plug, panel mount, threaded coupling	Socket	10
MB1LLN0600	Receptacle, straight, flange mount, threaded coupling	Pin	11
MB1LLN0600-KIT	Receptacle kit, straight, flange mount, threaded coupling Kit includes contacts	Pin	11
MB1LKN0600	Receptacle, straight, threaded coupling	Pin	12
MB3TNN0600-S1	Receptacle, bulkhead, threaded, 7.0-11.0mm cord grip	Pin	13
MB3TNN0600-S2	Receptacle, bulkhead, threaded, 11.0-14.5mm cord grip	Pin	14
MB3TNN0600-S3	Receptacle, bulkhead, threaded, 14.5-17.0mm cord grip	Pin	15
MB1JJN0600	Receptacle extension, threaded coupling	Pin	16
↑ Contacts supplied separately see Chart 1 page 220			
MB7RJN0601*	Receptacle, 90° rotatable, threaded Standard Flange (25.7x25.7)	Pin	17
MB7RJN0602*	Receptacle, 90° rotatable, threaded Large Flange (28.0x28.0)	Pin	18
↑ Contacts supplied separately see Chart 2 page 220			

Number of Contacts: 6 Contact Size: 2.0mm
 Sealing: IP66/67 AWG: 18-14 (0.75 - 2.5 mm²)

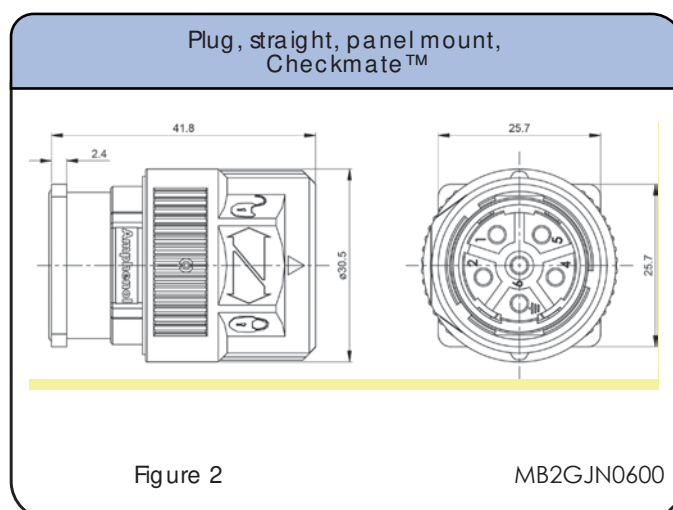
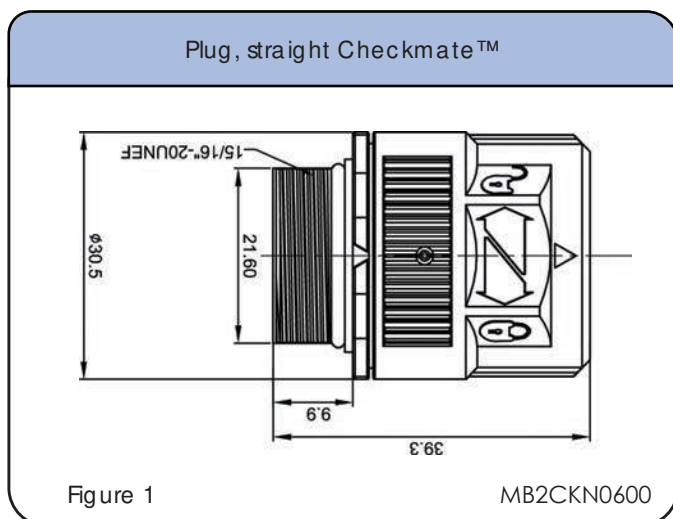
Cord Grips and Backshells

Part Number	Type	Cable Range (mm)	Figure Drawings
MB6CG-S1	Cord grip	7.5-11mm	19
MB6CG-S2	Cord grip	11.0-14.5mm	19
MB6CG-S3	Cord grip	14.5-17mm	19
MB4FSR-B10.3*	Flex Grip™ backshell	9.5-10.3mm	20
MB4FSR-B12.5*	Flex Grip™ backshell	11.5-12.5mm	20
MB4FSR-B14.5*	Flex Grip™ backshell	13.5-14.5mm	20
MB4FSR-B17*	Flex Grip™ backshell	15.5-17mm	20

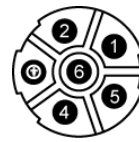
*Must be potted to achieve IP67 ratings.

Checkmate™ Dimensions Straight Plug/ Plug Kits/ Panel Mount

See Chart 1 for contacts options



Complete datasheets can be found at www.amphenol-sine.com

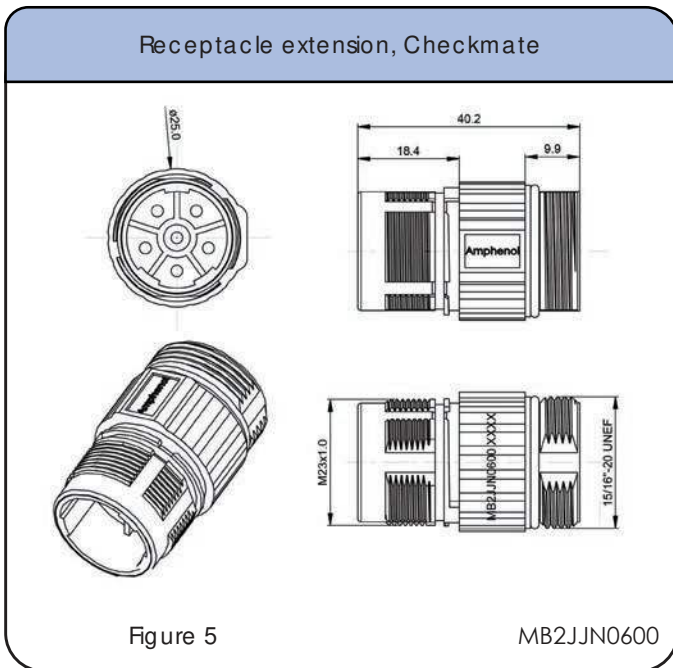
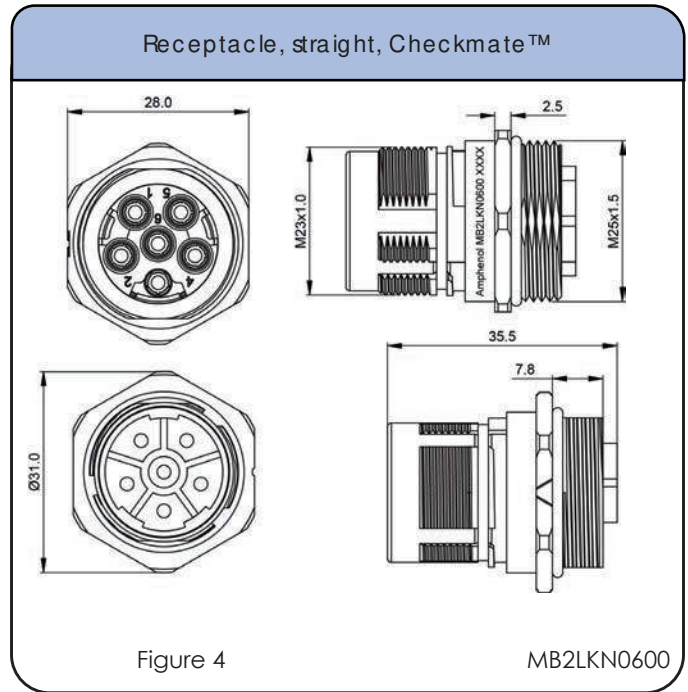
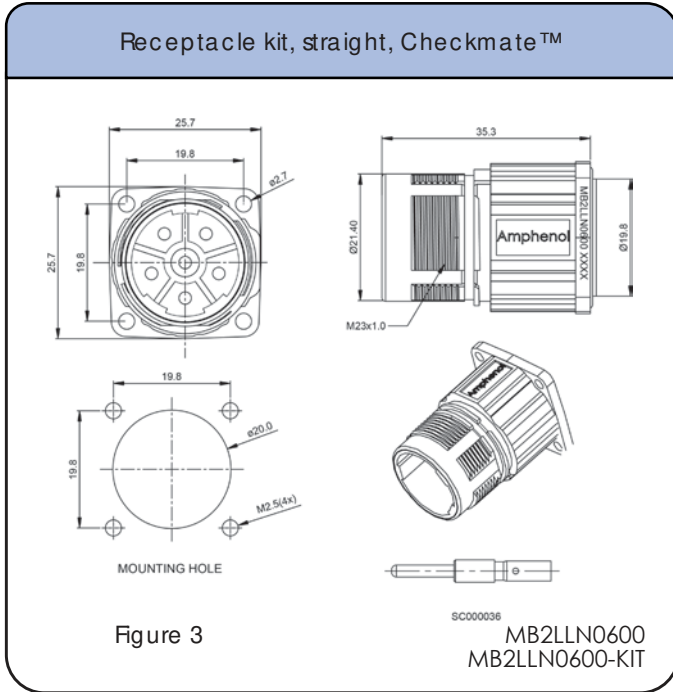


6 POSITIONS
28A / 630V

Number of Contacts: 6 Contact Size: 2.0mm
Sealing: IP66/67 AWG: 18-14 (0.75 - 2.5 mm²)

Checkmate™ Dimensions Straight Receptacles / Receptacles Extension

See Chart 1 for contact options

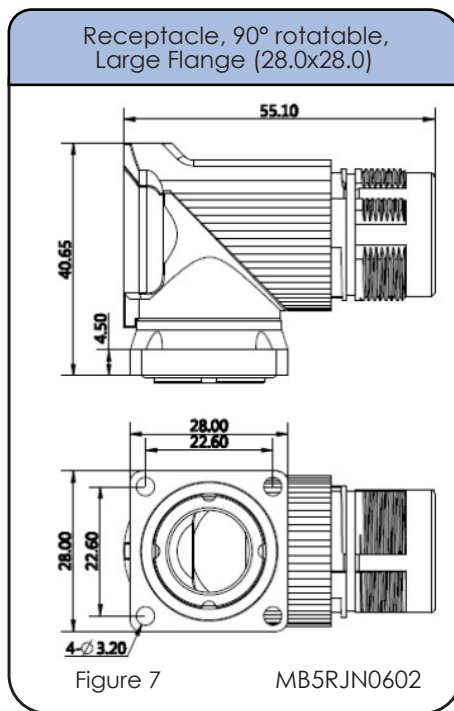
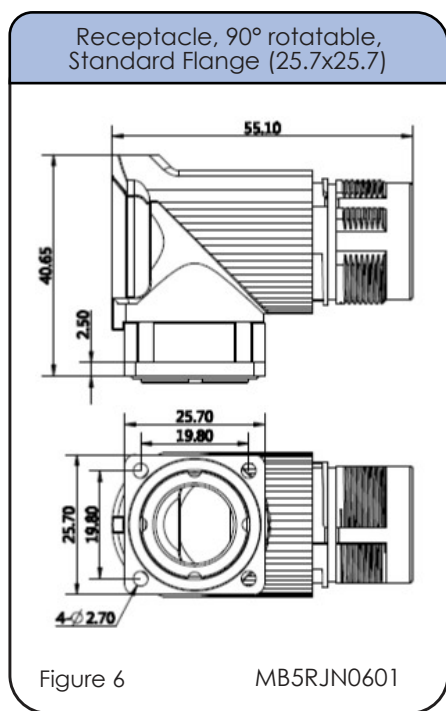


Complete datasheets can be found at www.amphenol-sine.com

Number of Contacts: 6 Contact Size: 2.0mm
 Sealing: IP66/67 AWG: 18-14 (0.75 - 2.5 mm²)

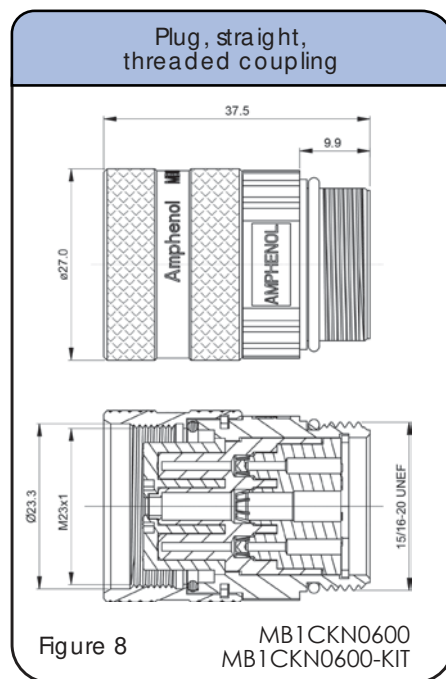
Checkmate™ Dimensions 90° Receptacles

See Chart 2 for contacts options



Threaded Dimensions Plugs/ Plug Kit

See Chart 1 for contacts options

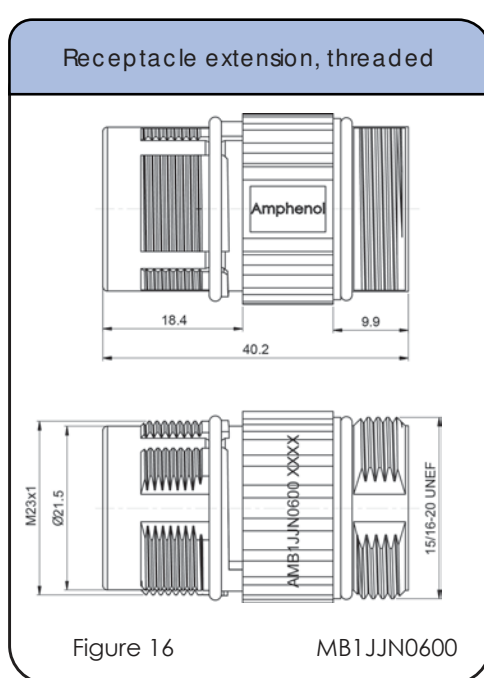
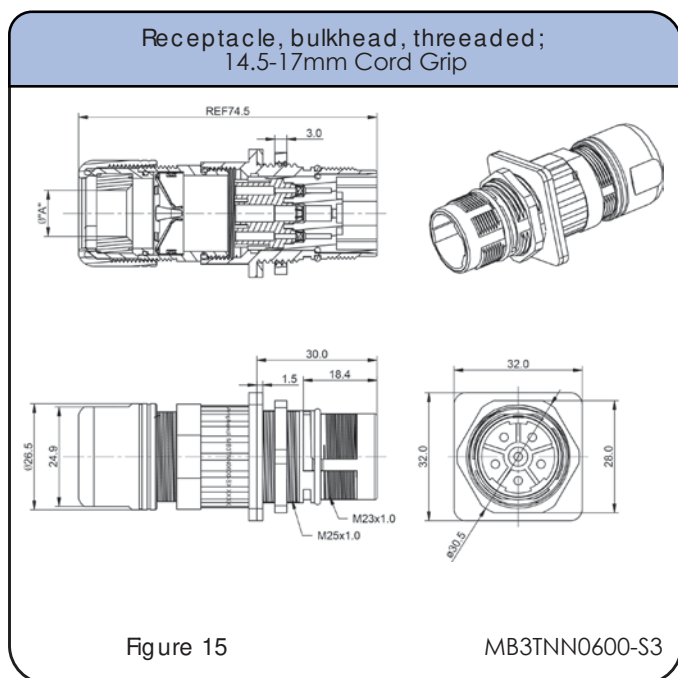
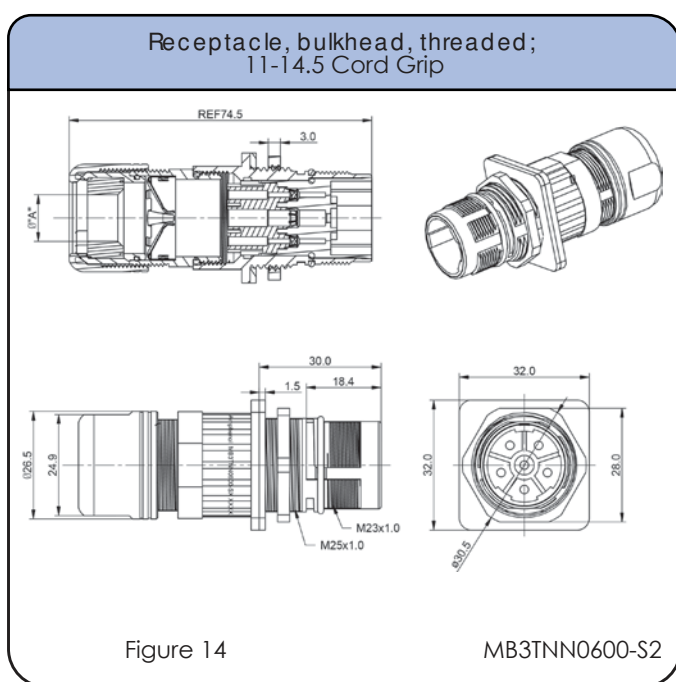
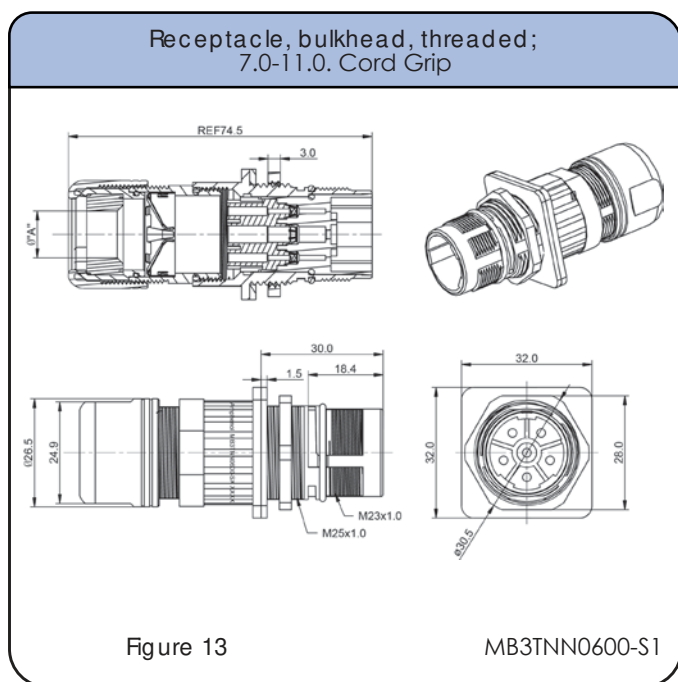


Complete datasheets can be found at www.amphenol-sine.com

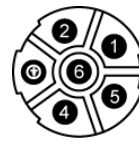
Number of Contacts: 6 Contact Size: 2.0mm
 Sealing: IP66/67 AWG: 18-14 (0.75 - 2.5 mm²)

Threaded Dimensions Bulkhead Receptacles/ Receptacle Kits/ Receptacle Extension

See Chart 1 for contact options



Complete datasheets can be found at www.amphenol-sine.com



6 POSITIONS
28A / 630V

Number of Contacts: 6 Contact Size: 2.0mm
Sealing: IP66/67 AWG: 18-14 (0.75 - 2.5 mm²)

Threaded Dimensions 90° Rotatable Receptacles / Dimensions Cord Grips/ Backshells

See Chart 2 for contacts options for 90° Rotatable Receptacles

Receptacle, 90° rotatable,
Standard Flange (25.7x25.7)

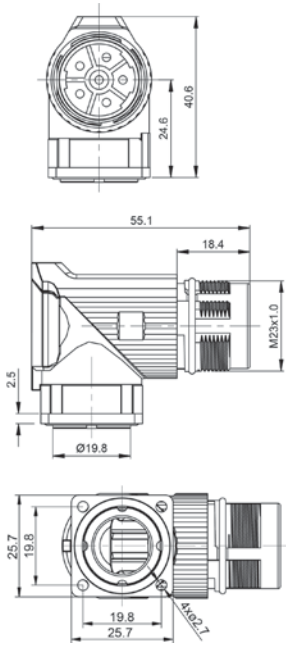


Figure 17 MB7RJN0601

Receptacle, 90° rotatable,
Large Flange (28.0x28.0)

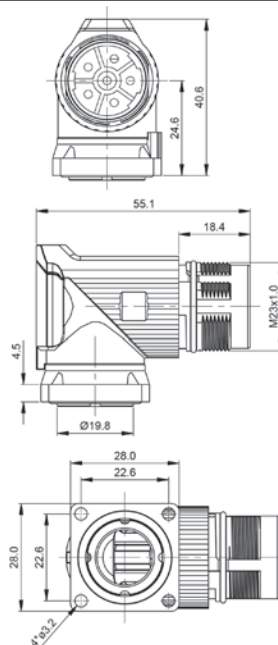


Figure 18 MB7RJN0602

Cord Grips

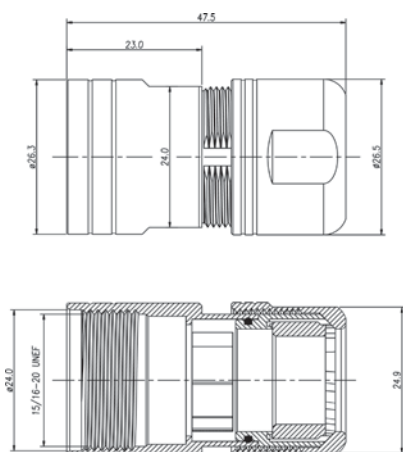


Figure 19 MB6CG-S1
MB6CG-S2
MB6CG-S3

Flex Grip™ backshell

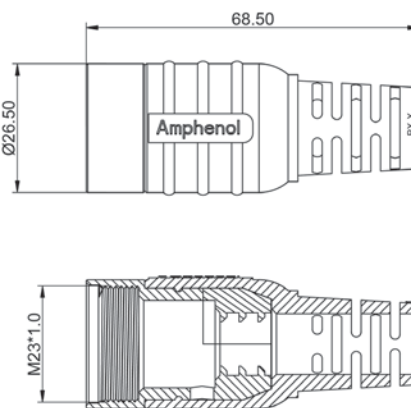


Figure 20 MB4FSR-B10.3
MB4FSR-B12.5
MB4FSR-B14.5
MB4FSR-B17.0

Complete datasheets can be found at www.amphenol-sine.com

Number of Contacts: 6 Contact Size: 2.0mm
 Sealing: IP66/67 AWG: 18-14 (0.75 - 2.5 mm²)

Contacts



Machined Contacts

CHART 1

Crimp Contacts, Machined

For ALL Parts except those listed below in Chart 2

Part #	Size	Type	AWG	mm ²	Plating
SC000036	2.0mm	Pin	18-14	1.5 - 0.75	Gold
SC000045	2.0mm	Socket	18-14	1.5 - 0.75	Gold

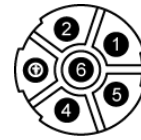
CHART 2

Crimp Contacts, Machined

For parts: MB7RJN0601, MB7RJN0602, MB5RJN0601, MB5RJN0602

Part #	Size	Type	AWG	mm ²	Plating
SC000262	2.0mm	Pin	18-14	0.75 - 2.5	Gold
SC000260	2.0mm	Socket	20-14	2.5 - 0.5	Gold

Note: When 18 AWG wire is required use Elite Series plugs and 90° rotatable receptacles starting on page 105



6 POSITIONS
28A / 630V

Number of Contacts: 6 Contact Size: 2.0mm
Sealing: IP66/67 AWG: 18-14 (0.75 - 2.5 mm²)

Tools & Accessories

Universal hand crimp tool. Uses universal positioner part no. UH2-5*
Wire Range 12-26AWG

AF8

Pneumatic crimp tool. Uses universal positioner part no. UH2-5*. Wire Range 12-26AWG

WA27F

Extraction tool. Used for removal of 2.0mm contacts from inserts.

50-54931-2

Universal positioner is used with the universal hand crimp tool (AF8).
Wire range 12-26AWG

UH2-5

Dust Cap for Receptacle

P29687

Dust Cap for Plug, Threaded

P30663-06

Dust Cap for Plug, Checkmate™

P31661-06

* The universal positioner is not included with the crimp tools and must be ordered separately.

* The extraction tool is not required to remove contacts from the 90° Rotatable Receptacles

Connector Solutions M23 Standard Series

STEP 1
Choose Plug

STEP 2
Choose Receptacle

STEP 3
Choose Backshell/ Cord Grip

See page 18 for connector configurations

Plugs



MB1CKN0800



MB1EJN0800



MB1GJN0800



MB2CKN0800



MB2GJN0800

Plug Connector Kits



MB1CKN0800-KIT

Receptacles



MB1LKN0800



MB7RJN0801
MB7RJN0802



MB1LLN0800



MB1JJN0800



MB3TNN0800-S1
MB3TNN0800-S2
MB3TNN0800-S3



MB2JJN0800



MB5RJN0801
MB5RJN0802



MB2LLN0800



MB2LKN0800

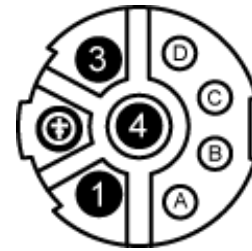
Receptacle Kits



MB1LLN0800-KIT



Checkmate™
MB2LLN0800-KIT



Cord Grips



MB6CG-S1
MB6CG-S2
MB6CG-S3

FlexGrip™ Backshell System



MB4FSR-B10.3
MB4FSR-B12.5
MB4FSR-B14.5
MB4FSR-B17

more about
FlexGrip™
on page 282

BULK CABLE
starts on
page 23

SEE TABLE ON NEXT PAGE FOR PART DETAILS

CONTACTS SOLD SEPARATELY SEE PAGE 230

*Elite Series receptacles are offered here as additional options for mating with Standard Series plugs. See Assembly Instructions starting on page 266



8 (4+4) POSITIONS
Power 30A/ 630V
Signal 10A/ 250V

Number of Contacts: 8 (4+4) Contact Size: 1.0mm, 2.0mm Sealing: IP66/67
AWG: 18-14 (0.75 - 2.5 mm²) / 18-22 (0.75 - 0.37 mm²) / 24-28 (0.25 - 0.10mm²)



Checkmate™ Connector Part Numbers

Part Number	Connector Type <i>Checkmate™ parts will mate with threaded parts. Just remove the O-ring from the threaded part.</i>	Contact Type male = pin female = socket	Figure Drawings
MB2CKN0800	Plug, straight, Checkmate™	Socket	1
MB2GJN0800	Plug, straight, panel mount, Checkmate™	Socket	2
MB2LLN0800	Receptacle, straight, flange mount, Checkmate™	Pin	3
MB2LLN0800-KIT	Receptacle Kit, straight, Checkmate™. Contacts included.	Pin	3
MB2LKN0800	Receptacle, straight, M25, Checkmate™	Pin	4
MB2JJN0800	Receptacle extension, Checkmate™	Pin	5
↑ Contacts supplied separately see Chart 1 page 230			
MB5RJN0801*	Receptacle, 90° rotatable, Checkmate™ Standard Flange (25.7x25.7)	Pin	6
MB5RJN0802*	Receptacle, 90° rotatable, Checkmate™ Large Flange (28.0x28.0)	Pin	7
↑ Contacts supplied separately see Chart 2 page 230			

Threaded Connector Part Numbers

Part Number	Connector Type <i>Checkmate™ parts will mate with threaded parts. Just remove the O-ring from the threaded part.</i>	Contact Type male = pin female = socket	Figure Drawings
MB1CKN0800	Plug, straight, threaded coupling	Socket	8
MB1CKN0800-KIT	Plug kit, straight, threaded. Kit includes contacts	Socket	8
MB1EJN0800	Plug, 90° rotatable, threaded coupling	Socket	9
MB1GJN0800	Plug, straight, panel mount, threaded	Socket	10
MB1LLN0800	Receptacle, straight, flange mount, threaded coupling	Pin	11
MB1LLN0800-KIT	Receptacle Kit, straight, threaded. Kit includes contacts	Pin	11
MB1LKN0800	Receptacle, straight, M25, threaded coupling	Pin	12
MB3TNN0800-S1	Receptacle, bulkhead, threaded, 7-11mm cord grip	Pin	13
MB3TNN0800-S2	Receptacle, bulkhead, threaded, 11-14.5mm cord grip	Pin	14
MB3TNN0800-S3	Receptacle, bulkhead, threaded, 14.5-17mm cord grip	Pin	15
MB1JJN0800	Receptacle extension, threaded coupling	Pin	16
↑ Contacts supplied separately see Chart 1 page 230			
MB7RJN0801*	Receptacle, 90° rotatable, threaded Standard Flange (25.7x25.7)	Pin	17
MB7RJN0802*	Receptacle, 90° rotatable, threaded Large Flange (28.0x28.0)	Pin	18
↑ Contacts supplied separately see Chart 2 page 230			

Number of Contacts: 8 (4+4) Contact Size: 1.0mm, 2.0mm Sealing: IP66/67
 AWG: 18-14 (0.75 - 2.5 mm²) / 18-22 (0.75 - 0.37 mm²) / 24-28 (0.25 - 0.10mm²)

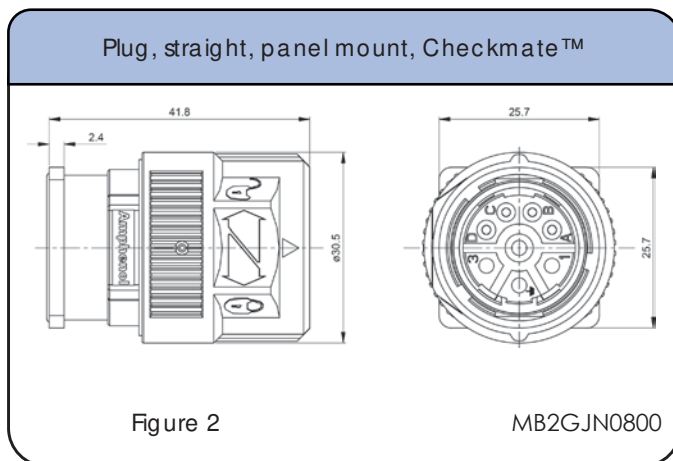
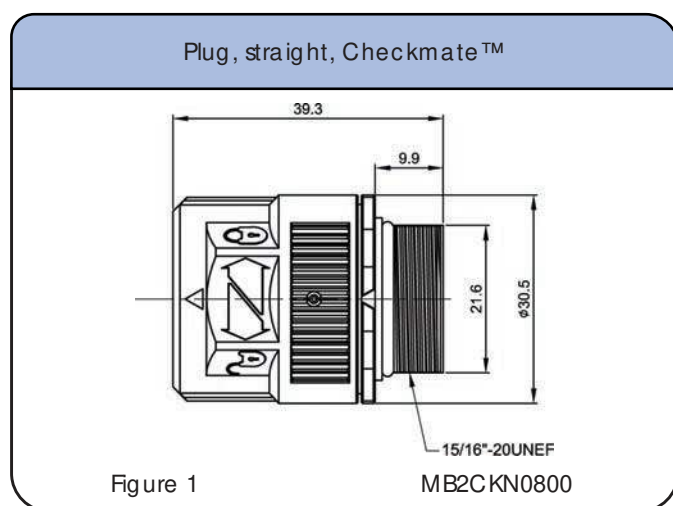
Cord Grips and Backshells

Part Number	Type	Cable Range (mm)	Figure Drawings
MB6CG-S1	Cord grip	7.5-11mm	19
MB6CG-S2	Cord grip	11.0-14.5mm	19
MB6CG-S3	Cord grip	14.5-17mm	19
MB4FSR-B10.3*	Flex Grip™ backshell	9.5-10.3mm	20
MB4FSR-B12.5*	Flex Grip™ backshell	11.5-12.5mm	20
MB4FSR-B14.5*	Flex Grip™ backshell	13.5-14.5mm	20
MB4FSR-B17*	Flex Grip™ backshell	15.5-17mm	20

*Must be potted to achieve IP67 ratings.

Checkmate™ Dimensions Straight Plug/ Plug Kits/ Panel Mount

See Chart 1 for contacts options



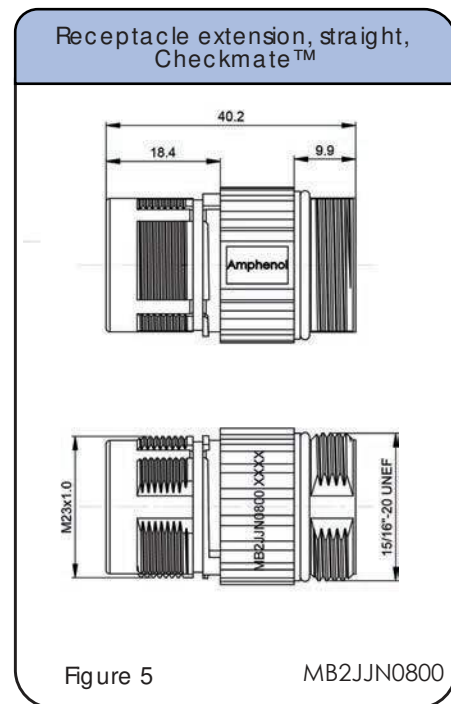
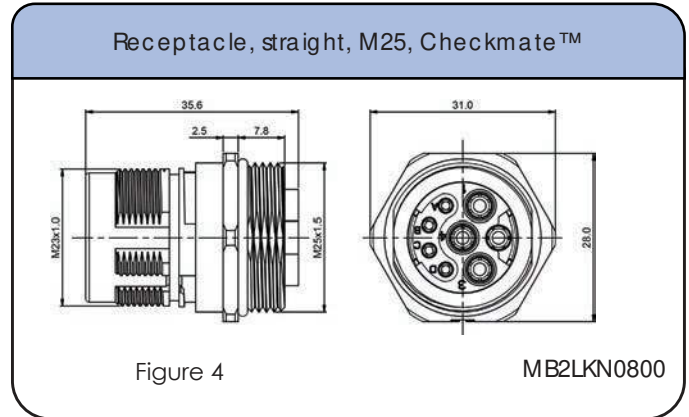
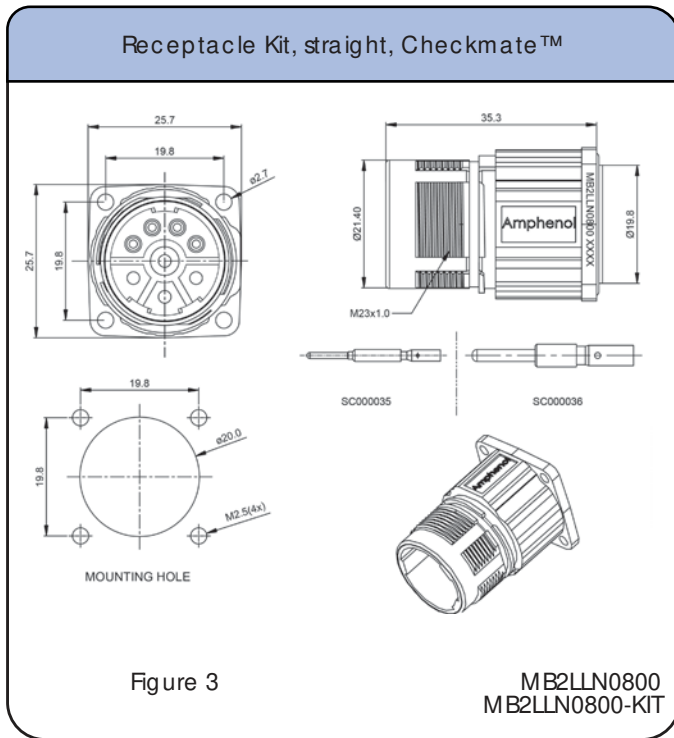


8 (4+4) POSITIONS
 Power 30A/ 630V
 Signal 10A/ 250V

Number of Contacts: 8 (4+4) Contact Size: 1.0mm, 2.0mm Sealing: IP66/67
 AWG: 18-14 (0.75 - 2.5 mm²) / 18-22 (0.75 - 0.37 mm²) / 24-28 (0.25 - 0.10mm²)

Checkmate™ Dimensions Straight Receptacles / Receptacles Extension

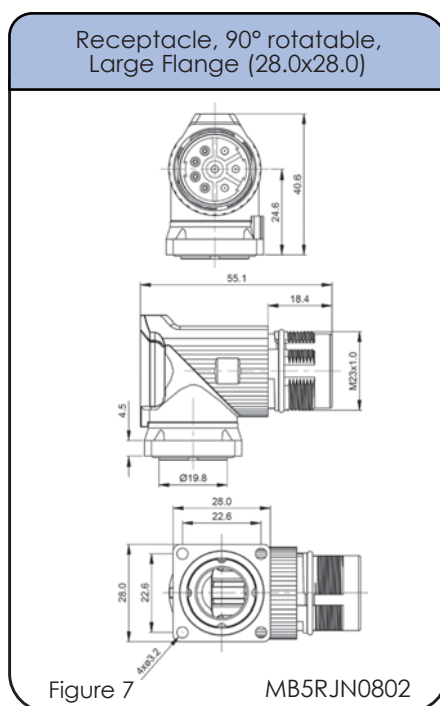
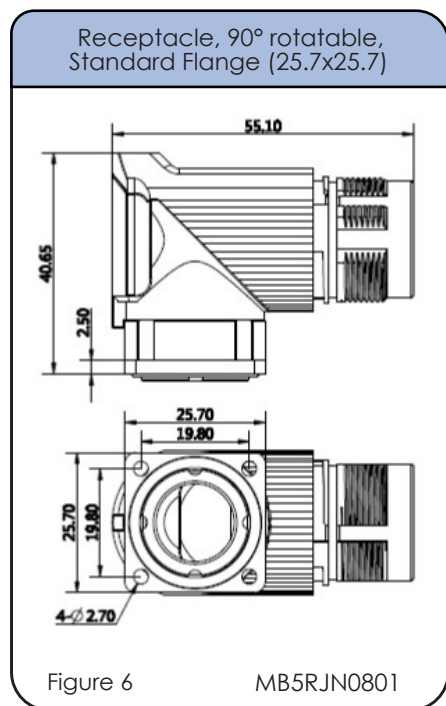
See Chart 1 for contact options



Number of Contacts: 8 (4+4) Contact Size: 1.0mm, 2.0mm Sealing: IP66/67
 AWG: 18-14 (0.75 - 2.5 mm²) / 18-22 (0.75 - 0.37 mm²) / 24-28 (0.25 - 0.10mm²)

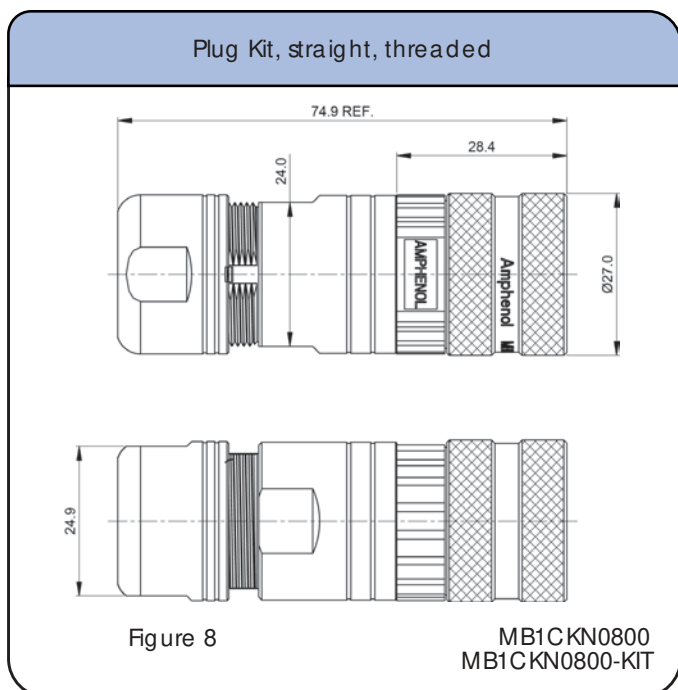
Checkmate™ Dimensions 90° Receptacles

See Chart 2 for contacts options



Threaded Dimensions Plugs/ Plug Kit

See Chart 1 for contacts options



Complete datasheets can be found at www.amphenol-sine.com

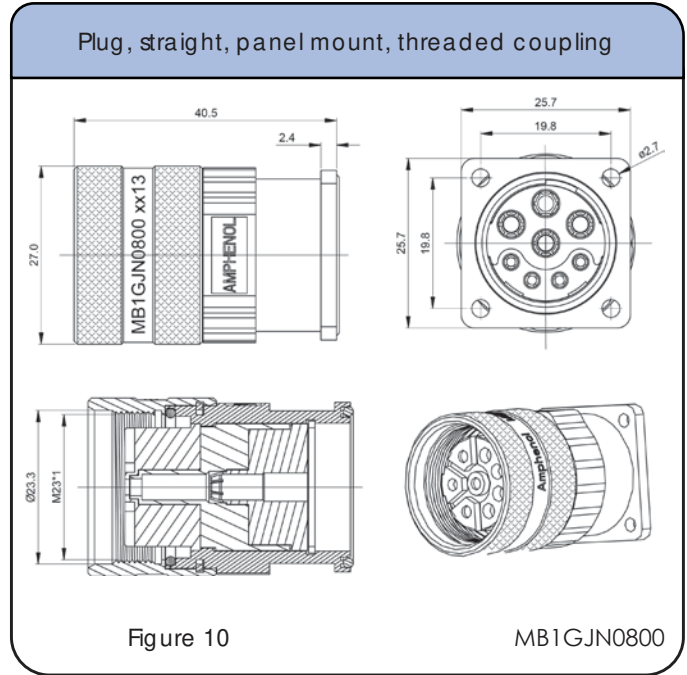
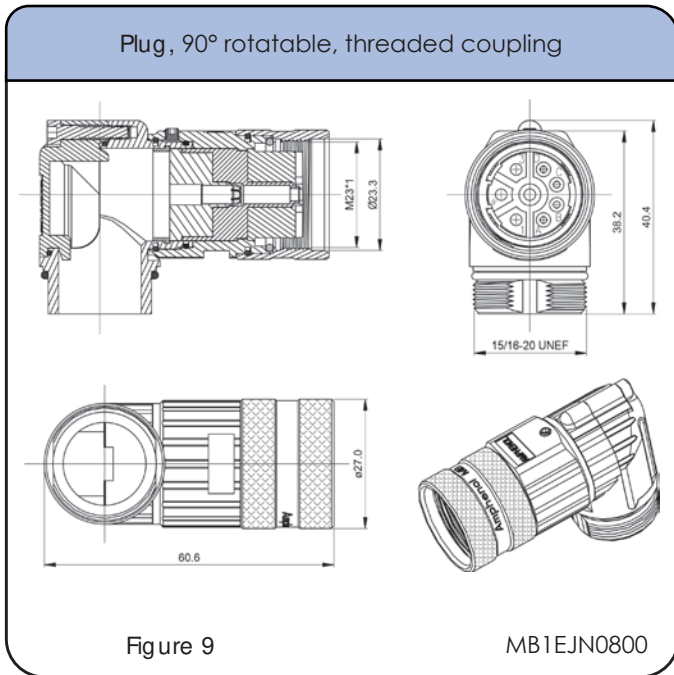


8 (4+4) POSITIONS
 Power 30A/ 630V
 Signal 10A/ 250V

Number of Contacts: 8 (4+4) Contact Size: 1.0mm, 2.0mm Sealing: IP66/67
 AWG: 18-14 (0.75 - 2.5 mm²) / 18-22 (0.75 - 0.37 mm²) / 24-28 (0.25 - 0.10mm²)

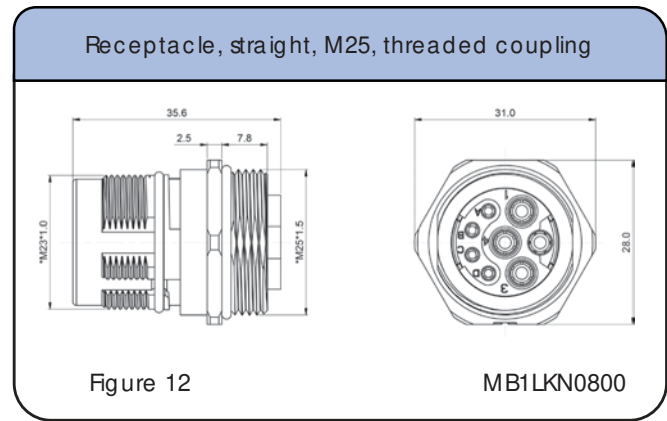
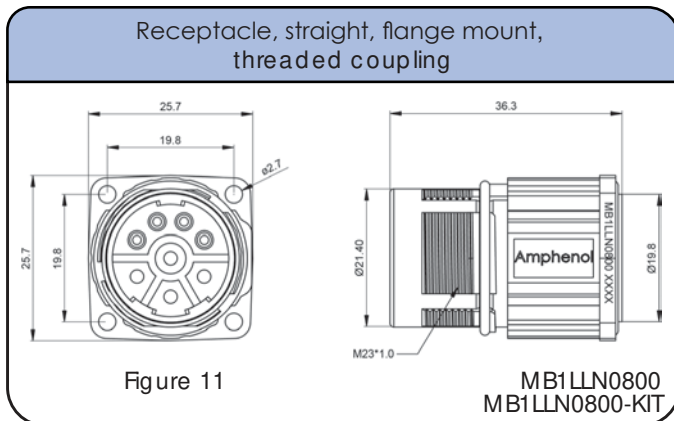
Threaded Dimensions 90° Plug / Panel Mount Plug

See Chart 1 for contacts options



Threaded Dimensions Straight Receptacles

See Chart 1 for contacts options



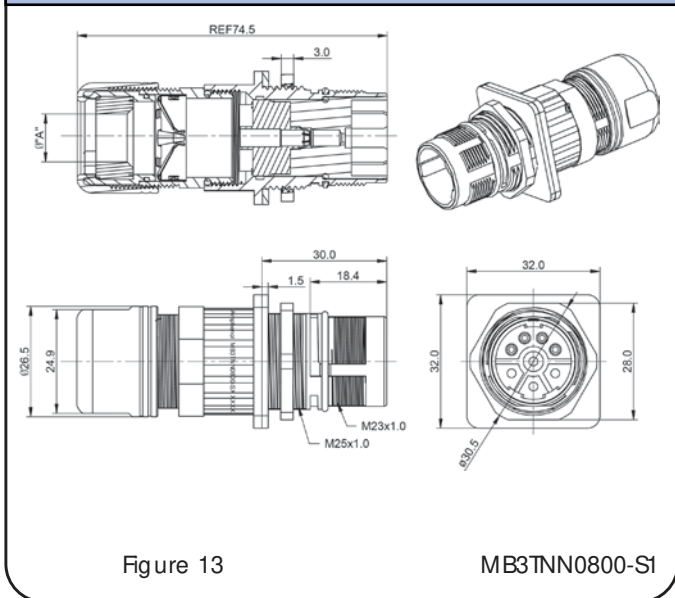
Complete datasheets can be found at www.amphenol-sine.com

Number of Contacts: 8 (4+4) Contact Size: 1.0mm, 2.0mm Sealing: IP66/67
 AWG: 18-14 (0.75 - 2.5 mm²) / 18-22 (0.75 - 0.37 mm²) / 24-28 (0.25 - 0.10mm²)

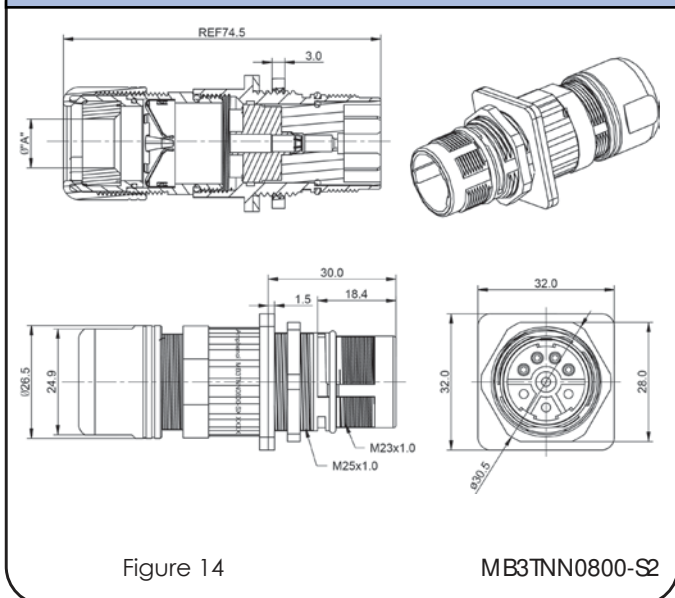
Threaded Dimensions Bulkhead Receptacles/ Receptacle Kits

See Chart 1 for contact options

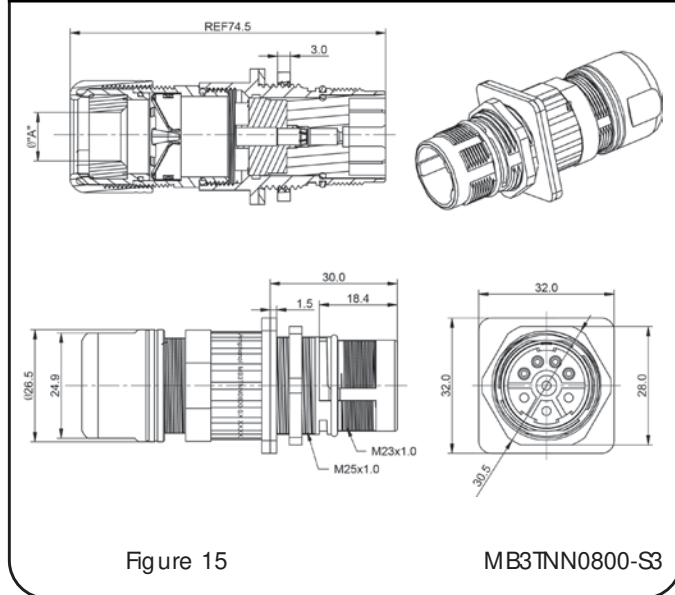
Receptacle, bulkhead, threaded; 7-11mm Cord Grip



Receptacle, bulkhead, threaded; 11-14.5mm Cord Grip



Receptacle, bulkhead, threaded; 14.5-17mm Cord Grip



Complete datasheets can be found at www.amphenol-sine.com



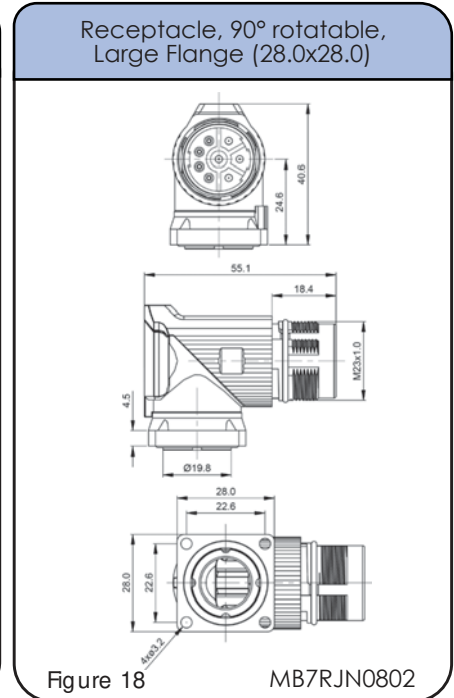
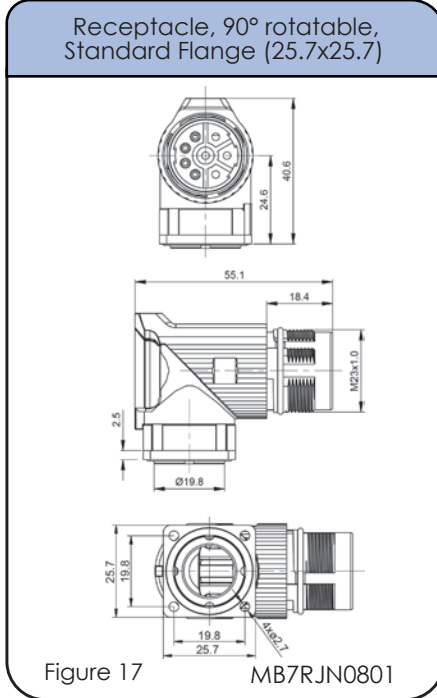
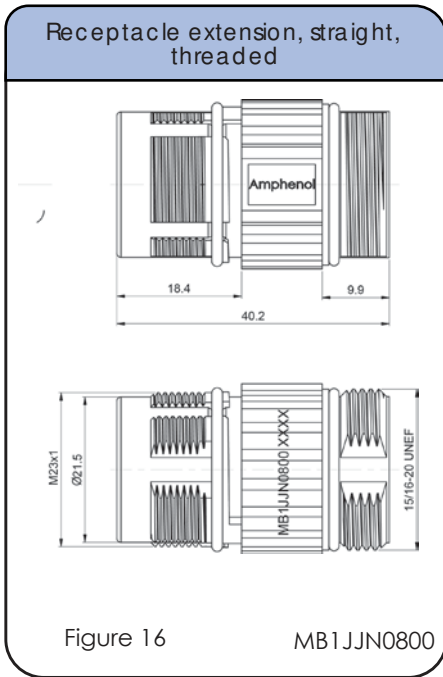
8 (4+4) POSITIONS
 Power 30A/ 630V
 Signal 10A/ 250V

Number of Contacts: 8 (4+4) Contact Size: 1.0mm, 2.0mm Sealing: IP66/67
 AWG: 18-14 (0.75 - 2.5 mm²) / 18-22 (0.75 - 0.37 mm²) / 24-28 (0.25 - 0.10mm²)

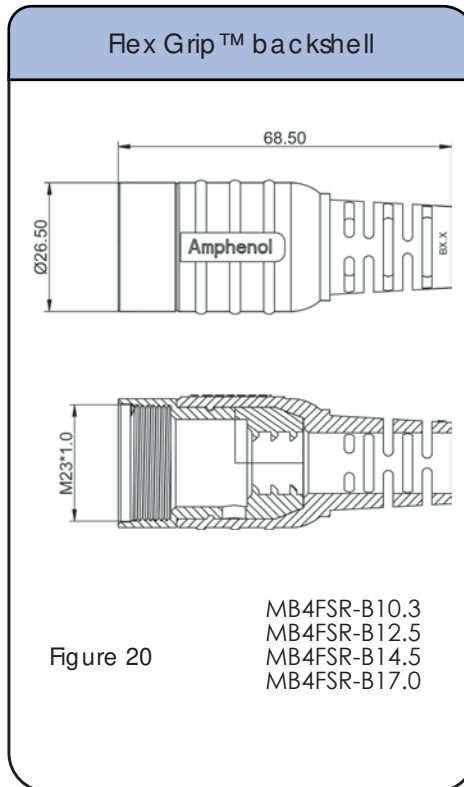
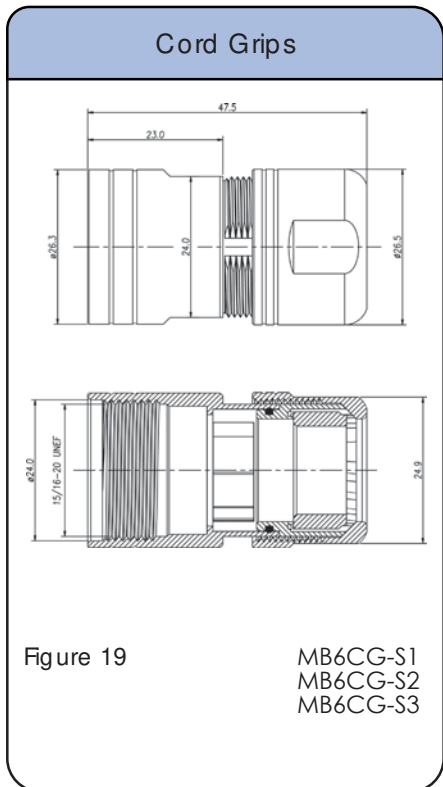
Threaded Dimensions Receptacle Extension / 90° Rotatable Receptacles

See Chart 1 for contact options

See Chart 2 for contact options for 90° Rotatable Receptacles



Dimensions Cord Grips/ Backshells



Number of Contacts: 8 (4+4) Contact Size: 1.0mm, 2.0mm Sealing: IP66/67
 AWG: 18-14 (0.75 - 2.5 mm²) / 18-22 (0.75 - 0.37 mm²) / 24-28 (0.25 - 0.10mm²)

Contacts



Machined Contacts

CHART 1

Crimp Contacts, Machined

For ALL Parts except those listed below in Chart 2

Part #	Size	Type	AWG	mm ²	Plating
SC000035	1.0mm	Pin	22-18	0.37 - 0.75	Gold
SC000146	1.0mm	Pin	28-24	0.10 - 0.25	Gold
SC000036	2.0mm	Pin	18-14	1.5 - 0.75	Gold
SC000044	1.0mm	Socket	22-18	0.37 - 0.75	Gold
SC000030	1.0mm	Socket	28-24	0.10 - 0.25	Gold
SC000045	2.0mm	Socket	18-14	1.5 - 0.75	Gold

CHART 2

Crimp Contacts, Machined

For parts: MB7RJN0801, MB7RJN0802, MB5RJN0801, MB5RJN0802

Part #	Size	Type	AWG	mm ²	Plating
SC000261	1.0mm	Pin	22-18	0.37 - 0.75	Gold
SC000386	1.0mm	Pin	28-24	0.10 - 0.25	Gold
SC000262	2.0mm	Pin	18-14	0.75 - 2.5	Gold
SC000260	2.0mm	Socket	20-14	2.5 - 0.5	Gold
SC000259	2.0mm	Socket	18-14	0.75 - 2.5	Gold
SC000385	1.0mm	Socket	28-24	0.10 - 0.25	Gold

Note: When 18-22 AWG wire is required use Elite Series plugs and 90° rotatable receptacles starting on page 117



8 (4+4) POSITIONS
 Power 30A/ 630V
 Signal 10A/ 250V

Number of Contacts: 8 (4+4) Contact Size: 1.0mm, 2.0mm Sealing: IP66/67
 AWG: 18-14 (0.75 - 2.5 mm²) / 18-22 (0.75 - 0.37 mm²) / 24-28 (0.25 - 0.10mm²)

Tools

Pneumatic crimp tool. Uses universal positioner part no. SK2-2*
 Wire Range 20-32AWG

WA22

Pneumatic crimp tool. Uses universal positioner part no. UH2-5*.
 Wire Range 12-26AWG

WA27F

Extraction tool. Used for removal of 1.0mm contacts from inserts.

50-54931-1

Universal hand crimp tool. Uses universal positioner part no. UH2-5*
 Wire Range 12-26AWG

AF8

Universal hand crimp tool. Uses universal positioner part no. SK2-2*
 Wire Range 20-32AWG

AFM8

Extraction tool. Used for removal of 2.0mm contacts from inserts.

50-54931-2

Universal positioner is used with the universal hand crimp tool (AF8).
 Wire range 12-26AWG

UH2-5

Universal positioner is used with crimp tools AFM8 and WA22.
 Wire range 20-32AWG

SK2-2

Dust Cap for Receptacle

P29687

Dust Cap for Plug, Threaded

P30663-08

Dust Cap for Plug, Checkmate™

P31661-08

* The universal positioner is not included with the crimp tools and must be ordered separately.

* The extraction tool is not required to remove contacts from the 90° Rotatable Receptacles

Connector Solutions M23 Standard Series

STEP 1
Choose Plug

STEP 2
Choose Receptacle

STEP 3
Choose Backshell/ Cord Grip

See page 18 for connector configurations

Plugs



MB1CKN0900



MB1EJN0900



MB1GJN0900



MB2CKN0900



MB2GJN0900

Plug Connector Kits



MB1CKN0900-KIT

Receptacles



MB1LKN0900



MB5RJN0901
MB5RJN0902



MB1LLN0900



MB1JJN0900



MB3TNN0900-S1
MB3TNN0900-S2
MB3TNN0900-S3



MB2LKN0900



MB7RJN0901
MB7RJN0902



MB2LLN0900



MB2JJN0900

Receptacle Kits



MB1LLN0900-KIT

Checkmate™
MB2LLN0900-KIT



Cord Grips



MB6CG-S1
MB6CG-S2
MB6CG-S3

FlexGrip™ Backshell System



MB4FSR-B10.3
MB4FSR-B12.5
MB4FSR-B14.5
MB4FSR-B17

more about
FlexGrip™
on page 282

BULK CABLE
starts on
page 23

SEE TABLE ON NEXT PAGE FOR PART DETAILS

CONTACTS SOLD SEPARATELY SEE PAGE 240

*Elite Series receptacles are offered here as additional options for mating with Standard Series plugs. See Assembly Instructions starting on page 266



9 (4+5) POSITIONS
Power 30A/ 630V
Signal 10A/ 250V

Number of Contacts: 9 (4+5) Contact Size: 1.0mm, 2.0mm Sealing: IP66/67
AWG: 18-14 (0.75 - 2.5 mm²) / 18-22 (0.75 - 0.37 mm²) / 24-28 (0.25 - 0.10mm²)

Checkmate™ Connector Part Numbers



Part Number	Connector Type <i>Checkmate™ parts will mate with threaded parts. Just remove the O-ring from the threaded part.</i>	Contact Type male = pin female = socket	Figure Drawings
MB2CKN0900	Plug, straight, Checkmate™	Socket	1
MB2GJN0900	Plug, straight, panel mount, Checkmate™	Socket	2
MB2LLN0900	Receptacle, straight, flange mount, Checkmate™	Pin	3
MB2LLN0900-KIT	Receptacle kit, straight, Checkmate™. Contacts included.	Pin	3
MB2LKN0900	Receptacle, straight, M25, Checkmate™	Pin	4
MB2JJN0900	Receptacle extension, straight, Checkmate™	Pin	5
↑ Contacts supplied separately see Chart 1 page 240			
MB5RJN0901*	Receptacle, 90° rotatable, Checkmate™ Standard Flange (25.7x25.7)	Pin	6
MB5RJN0902*	Receptacle, 90° rotatable, Checkmate™ Large Flange (28.0x28.0)	Pin	7
↑ Contacts supplied separately see Chart 2 page 240			

Threaded Connector Part Numbers

Part Number	Connector Type <i>Checkmate™ parts will mate with threaded parts. Just remove the O-ring from the threaded part.</i>	Contact Type male = pin female = socket	Figure Drawings
MB1CKN0900	Plug, straight, threaded coupling	Socket	8
MB1CKN0900-KIT	Plug kit, straight, threaded coupling. Contact included.	Socket	8
MB1EJN0900	Plug, 90° rotatable, threaded coupling	Socket	9
MB1GJN0900	Plug, straight, panel mount, threaded	Socket	10
MB1LLN0900	Receptacle, straight, flange mount, threaded coupling	Pin	11
MB1LLN0900-KIT	Receptacle kit, straight, threaded. Contacts included.	Pin	11
MB1LKN0900	Receptacle, straight, M25, threaded coupling	Pin	12
MB3TNN0900-S1	Receptacle, bulkhead, threaded; 7-11mm cord grip	Pin	13
MB3TNN0900-S2	Receptacle, bulkhead, threaded; 11-14.5mm cord grip	Pin	14
MB3TNN0900-S3	Receptacle, bulkhead, threaded; 14.5-17mm cord grip	Pin	15
MB1JJN0900	Receptacle extension, straight, threaded	Pin	16
↑ Contacts supplied separately see Chart 1 page 240			
MB7RJN0901*	Receptacle, 90° rotatable, Threaded Standard Flange (25.7x25.7)	Pin	17
MB7RJN0902*	Receptacle, 90° rotatable, Threaded Large Flange (28.0x28.0)	Pin	18
↑ Contacts supplied separately see Chart 2 page 240			



9 (4+5) POSITIONS
 Power 30A/ 630V
 Signal 10A/ 250V

Number of Contacts: 9 (4+5) Contact Size: 1.0mm, 2.0mm Sealing: IP66/67
 AWG: 18-14 (0.75 - 2.5 mm²) / 18-22 (0.75 - 0.37 mm²) / 24-28 (0.25 - 0.10mm²)

Checkmate™ Dimensions Straight Receptacles / Receptacles Extension

See Chart 1 for contact options

Receptacle kit, straight, Checkmate™

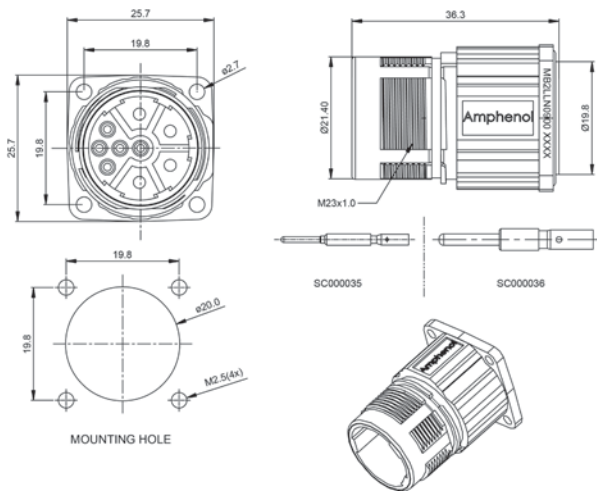


Figure 3

MB2LLN0900
 MB2LLN0900-KIT

Receptacle, straight, M25, Checkmate™

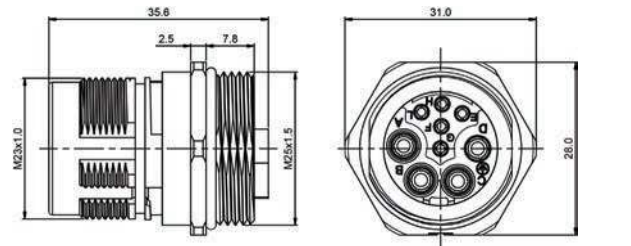


Figure 4

MB2LKN0900

Receptacle extension, straight Checkmate™

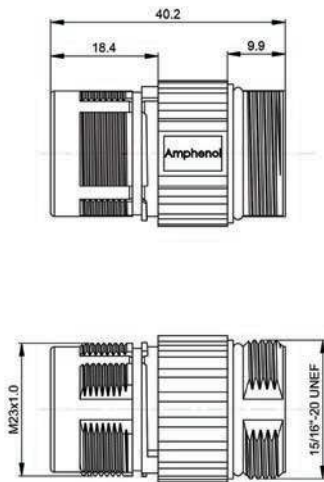


Figure 5

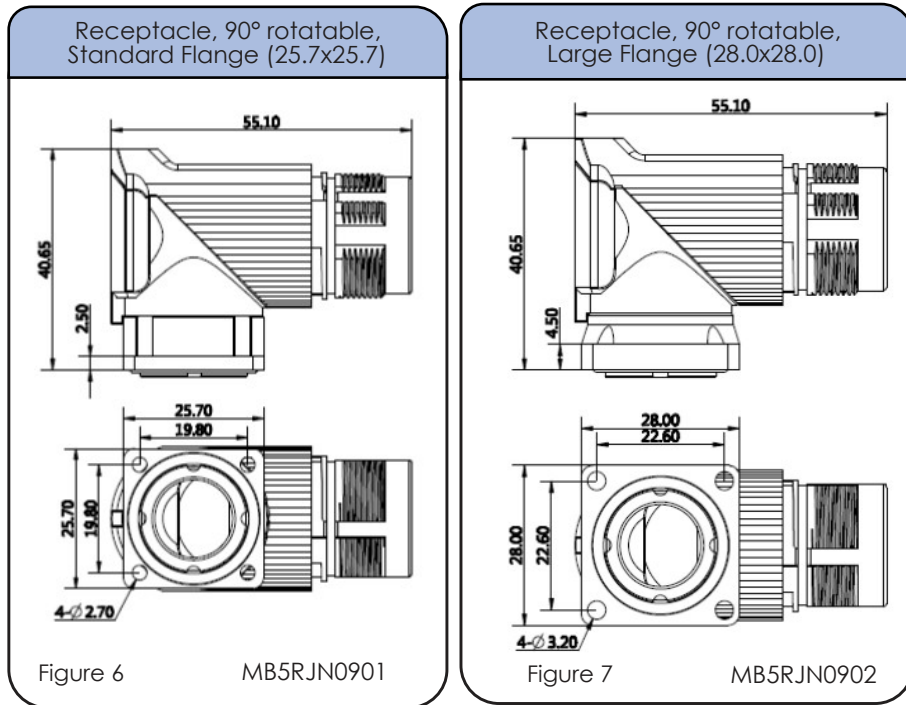
MB2JJN0900

Complete datasheets can be found at www.amphenol-sine.com

Number of Contacts: 9 (4+5) Contact Size: 1.0mm, 2.0mm Sealing: IP66/67
 AWG: 18-14 (0.75 - 2.5 mm²) / 18-22 (0.75 - 0.37 mm²) / 24-28 (0.25 - 0.10mm²)

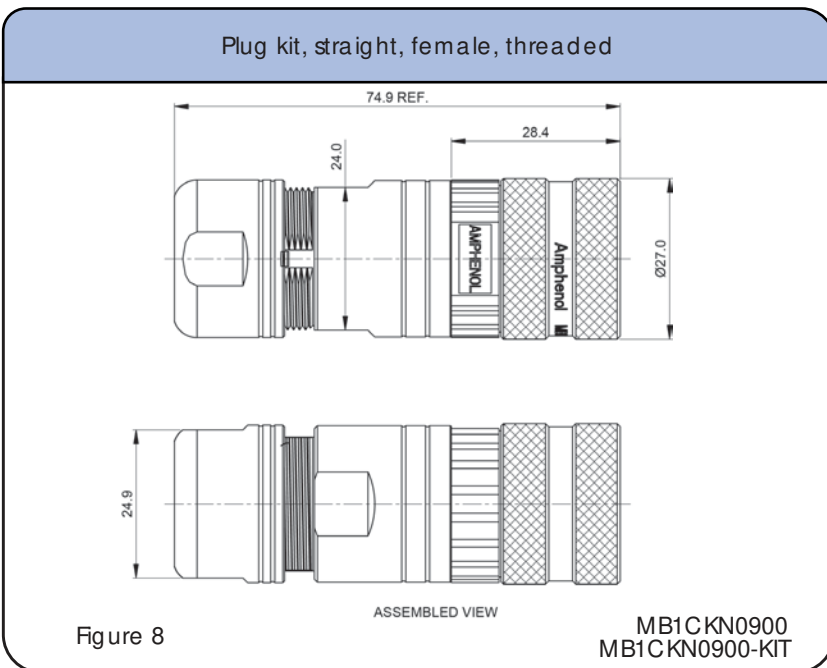
Checkmate™ Dimensions 90° Receptacles

See Chart 2 for contacts options

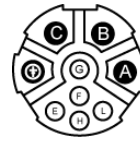


Threaded Dimensions Plugs/ Plug Kit

See Chart 1 for contacts options



Complete datasheets can be found at www.amphenol-sine.com

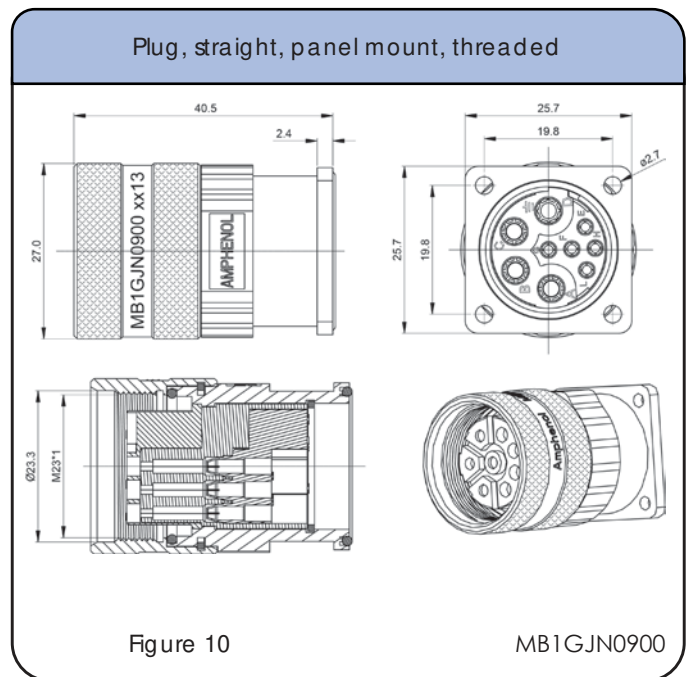
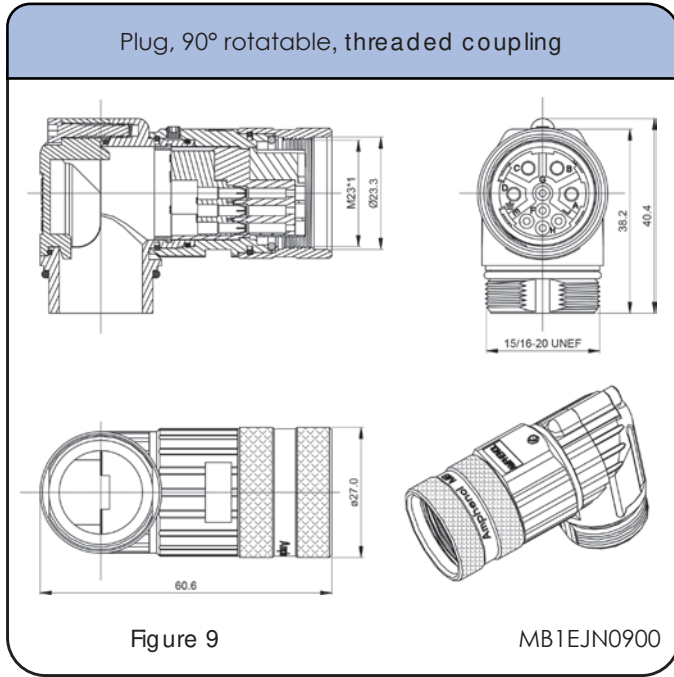


9 (4+5) POSITIONS
Power 30A/ 630V
Signal 10A/ 250V

Number of Contacts: 9 (4+5) Contact Size: 1.0mm, 2.0mm Sealing: IP66/67
AWG: 18-14 (0.75 - 2.5 mm²) / 18-22 (0.75 - 0.37 mm²) / 24-28 (0.25 - 0.10mm²)

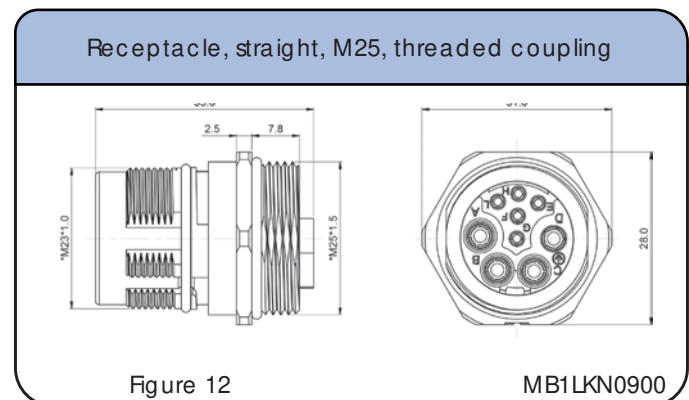
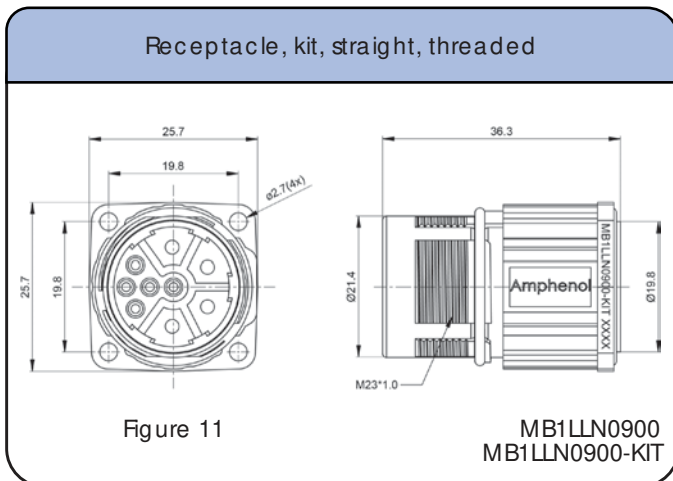
Threaded Dimensions 90° Plug / Panel Mount Plug

See Chart 1 for contacts options



Threaded Dimensions Straight Receptacles

See Chart 1 for contacts options



Complete datasheets can be found at www.amphenol-sine.com



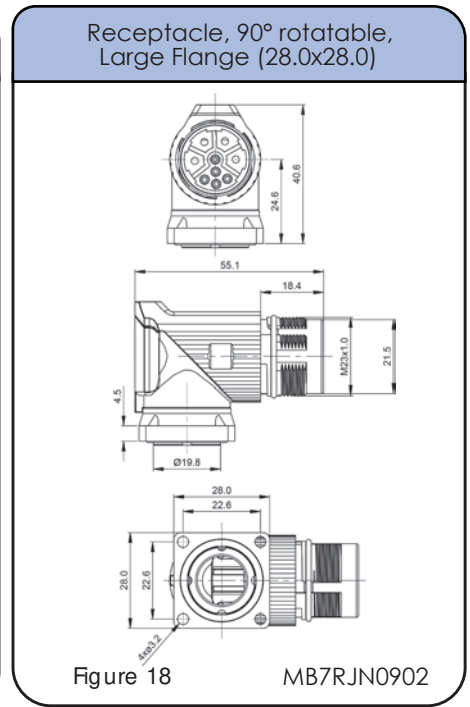
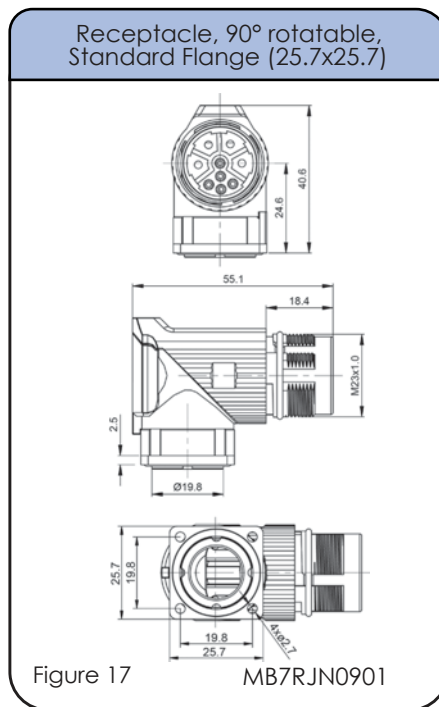
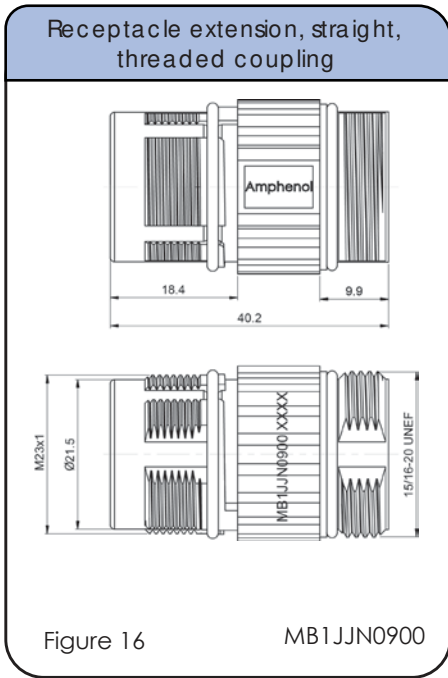
9 (4+5) POSITIONS
 Power 30A/ 630V
 Signal 10A/ 250V

Number of Contacts: 9 (4+5) Contact Size: 1.0mm, 2.0mm Sealing: IP66/ 67
 AWG: 18-14 (0.75 - 2.5 mm²) / 18-22 (0.75 - 0.37 mm²) / 24-28 (0.25 - 0.10mm²)

Threaded Dimensions Receptacle Extension / 90° Rotatable Receptacles

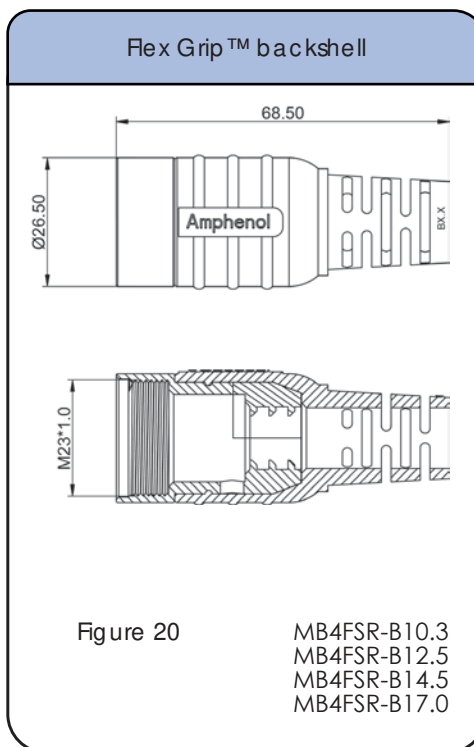
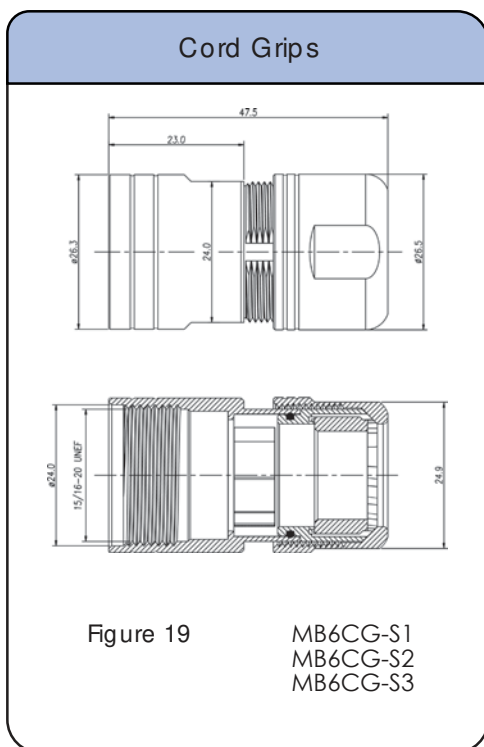
See Chart 1 for contact options

See Chart 2 for contact options for 90° Rotatable Receptacles



CONNECTOR SOLUTIONS

Dimensions Cord Grips/ Backshells



Number of Contacts: 9 (4+5) Contact Size: 1.0mm, 2.0mm Sealing: IP66/67
 AWG: 18-14 (0.75 - 2.5 mm²) / 18-22 (0.75 - 0.37 mm²) / 24-28 (0.25 - 0.10mm²)

Contacts



Machined Contacts

CHART 1

Crimp Contacts, Machined

For ALL Parts except those listed below in Chart 2

Part #	Size	Type	AWG	mm ²	Plating
SC000035	1.0mm	Pin	22-18	0.37 - 0.75	Gold
SC000146	1.0mm	Pin	28-24	0.10 - 0.25	Gold
SC000036	2.0mm	Pin	18-14	1.5 - 0.75	Gold
SC000044	1.0mm	Socket	22-18	0.37 - 0.75	Gold
SC000030	1.0mm	Socket	28-24	0.10 - 0.25	Gold
SC000045	2.0mm	Socket	18-14	1.5 - 0.75	Gold

CHART 2

Crimp Contacts, Machined

For parts: MB7RJN0801, MB7RJN0802, MB5RJN0801, MB5RJN0802

Part #	Size	Type	AWG	mm ²	Plating
SC000261	1.0mm	Pin	22-18	0.37 - 0.75	Gold
SC000386	1.0mm	Pin	28-24	0.10 - 0.25	Gold
SC000262	2.0mm	Pin	18-14	0.75 - 2.5	Gold
SC000260	2.0mm	Socket	20-14	2.5 - 0.5	Gold
SC000259	2.0mm	Socket	18-14	0.75 - 2.5	Gold
SC000385	1.0mm	Socket	28-24	0.10 - 0.25	Gold

Note: When 18-22 AWG wire is required use Elite Series plugs and 90° rotatable receptacles starting on page 129



9 (4+5) POSITIONS
 Power 30A/ 630V
 Signal 10A/ 250V

Number of Contacts: 9 (4+5) Contact Size: 1.0mm, 2.0mm Sealing: IP66/67
 AWG: 18-14 (0.75 - 2.5 mm²) / 18-22 (0.75 - 0.37 mm²) / 24-28 (0.25 - 0.10mm²)

Tools

Pneumatic crimp tool. Uses universal positioner part no. SK2-2*
 Wire Range 20-32AWG

WA22

Pneumatic crimp tool. Uses universal positioner part no. UH2-5*.
 Wire Range 12-26AWG

WA27F

Extraction tool. Used for removal of 1.0mm contacts from inserts.

50-54931-1

Universal hand crimp tool. Uses universal positioner part no. UH2-5*
 Wire Range 12-26AWG

AF8

Universal hand crimp tool. Uses universal positioner part no. SK2-2*
 Wire Range 20-32AWG

AFM8

Extraction tool. Used for removal of 2.0mm contacts from inserts.

50-54931-2

Universal positioner is used with the universal hand crimp tool (AF8).
 Wire range 12-26AWG

UH2-5

Universal positioner is used with crimp tools AFM8 and WA22.
 Wire range 20-32AWG

SK2-2

Dust Cap for Receptacle

P29687

Dust Cap for Plug, Threaded

P30663-09

Dust Cap for Plug, Checkmate™

P31661-09

* The universal positioner is not included with the crimp tools and must be ordered separately.

* The extraction tool is not required to remove contacts from the 90° Rotatable Receptacles

Connector Solutions M23 Standard Series

STEP 1
Choose Plug

STEP 2
Choose Receptacle

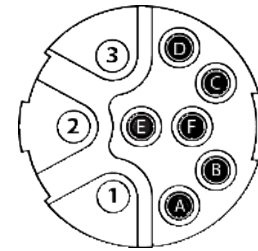
STEP 3
Choose Backshell/ Cord Grip

See page 18 for connector configurations

Plugs



Receptacles



Cord Grips



FlexGrip™ Backshell System



more about
FlexGrip™
on page 282

BULK CABLE
starts on
page 23

Receptacle Kit

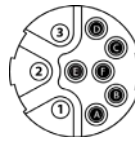


MB1LLNNG36-KIT

*Elite Series receptacles are offered here as additional options for mating with Standard Series plugs. See Assembly Instructions starting on page 266

SEE TABLE ON NEXT PAGE FOR PART DETAILS

CONTACTS SOLD SEPARATELY SEE PAGE 248



9 (3+6) POSITIONS
Power 30A/ 250V
Signal 10A/ 630V

Number of Contacts: 9 (3+6) Contact Size: 1.0mm, 2.0mm Sealing: IP66/67
AWG: 12 (4.0mm²) / 18-14 (0.75 - 2.5 mm²) / 22-18 (0.37 - 0.75 mm²) / 24-28 (0.25 - 0.10mm²)



Checkmate™ Connector Part Numbers

Part Number	Connector Type <i>Checkmate™ parts will mate with threaded parts. Just remove the O-ring from the threaded part.</i>	Contact Type male = pin mates with female = socket ↓ Mating Parts ↓	Figure Drawings
MB2CKNNG36	Plug, straight, Checkmate™	Socket	1
MB2GJNNG36	Plug, straight, panel mount, Checkmate™	Socket	2
MB2LLNNG36	Receptacle, straight flange mount, Checkmate™	Pin	3
MB2LKNNG36	Receptacle, straight, M25, Checkmate™	Pin	4
MB2RJNNG36	90° rotatable receptacle, Checkmate™	Pin	5
MB2JJNNG36	Receptacle extension, straight, Checkmate™	Pin	6

↑ Contacts supplied separately see Chart 1 page 248

Threaded Connector Part Numbers

Part Number	Connector Type <i>Checkmate™ parts will mate with threaded parts. Just remove the O-ring from the threaded part.</i>	Contact Type male = pin mates with female = socket ↓ Mating Parts ↓	Figure Drawings
MB1CKNNG36	Plug, straight, threaded coupling	Socket	7
MB1EJNNG36	Plug, 90° rotatable, threaded coupling	Socket	8
MB1GJNNG36	Plug, straight, panel mount, threaded coupling	Socket	9
MB1LLNNG36	Receptacle, straight, flange mount, threaded coupling	Pin	10
MB1LLNNG36-KIT	Receptacle kit, straight, threaded coupling. Kit includes contacts	Pin	13
MB1LKNNG36	Receptacle, straight, M25, threaded coupling	Pin	11
MB1RJNNG36	Receptacle, 90° rotatable, threaded coupling	Pin	12
MB1JJNNG36	Receptacle extension, straight, threaded coupling	Pin	14

↑ Contacts supplied separately see Chart 1 page 248

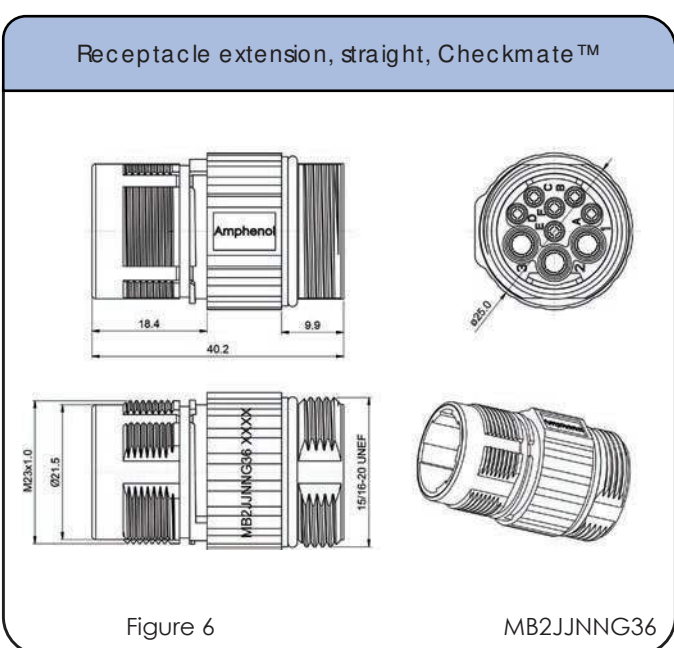
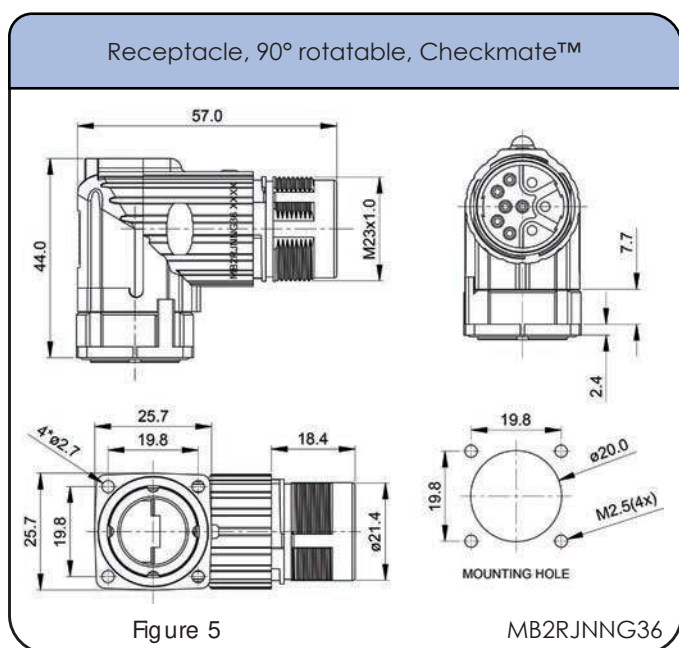
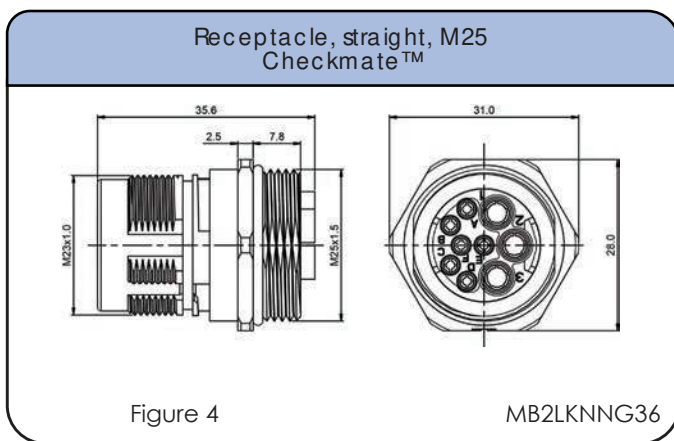
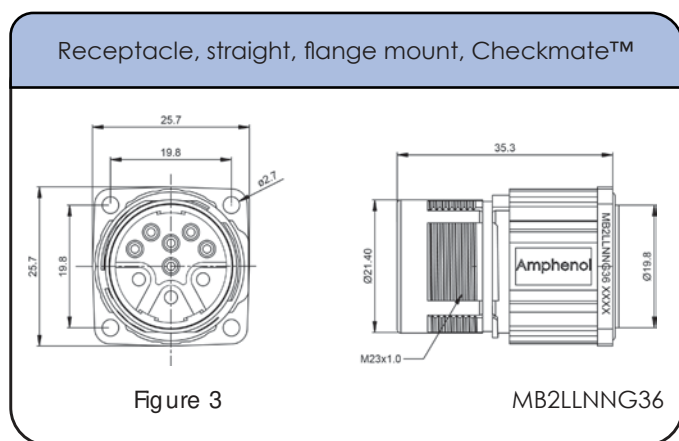
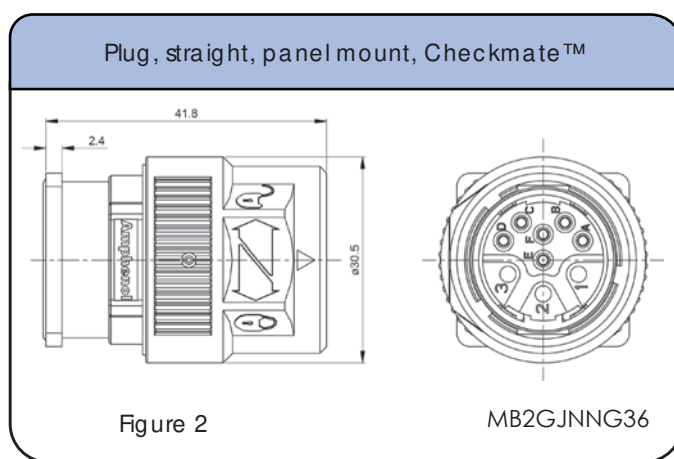
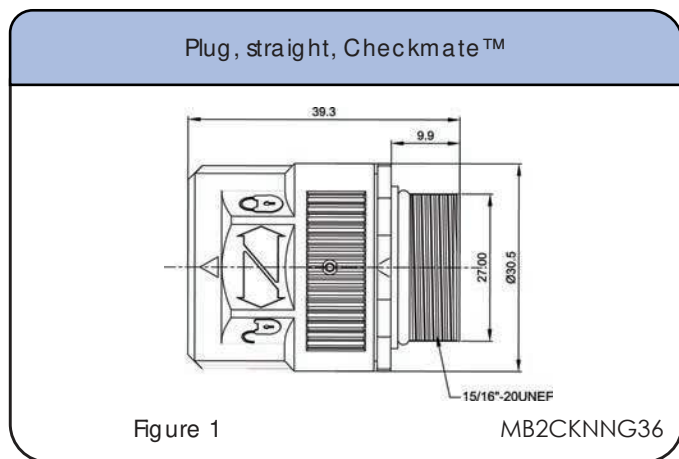
Cord Grips and Backshells

Part Number	Type	Cable Range (mm)	Figure Drawings
MB6CG-S1	Cord grip	7.5-11mm	14
MB6CG-S2	Cord grip	11.0-14.5mm	14
MB6CG-S3	Cord grip	14.5-17mm	14
MB4FSR-B10.3*	Flex Grip™ backshell	9.5-10.3mm	15
MB4FSR-B12.5*	Flex Grip™ backshell	11.5-12.5mm	15
MB4FSR-B14.5*	Flex Grip™ backshell	13.5-14.5mm	15
MB4FSR-B17*	Flex Grip™ backshell	15.5-17mm	15

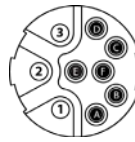
*Must be potted to achieve IP67 ratings.

Number of Contacts: 9 (3+6) Contact Size: 1.0mm, 2.0mm Sealing: IP66/67
 AWG: 12 (4.0mm²) / 18-14 (0.75 - 2.5 mm²) / 22-18 (0.37 - 0.75 mm²) / 24-28 (0.25 - 0.10mm²)

Checkmate™ Dimensions Straight Plugs/ Receptacles



Complete datasheets can be found at www.amphenol-sine.com



9 (3+6) POSITIONS
 Power 30A/ 250V
 Signal 10A/ 630V

Number of Contacts: 9 (3+6) Contact Size: 1.0mm, 2.0mm Sealing: IP66/67
 AWG: 12 (4.0mm²) / 18-14 (0.75 - 2.5 mm²) / 22-18 (0.37 - 0.75 mm²) / 24-28 (0.25 - 0.10mm²)

Threaded Dimensions Plugs/ Receptacles

Plug, straight, threaded coupling

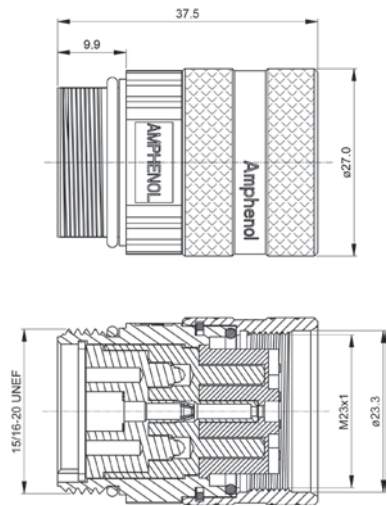


Figure 7

MB1CKNNG36

Plug, 90° rotatable, threaded coupling

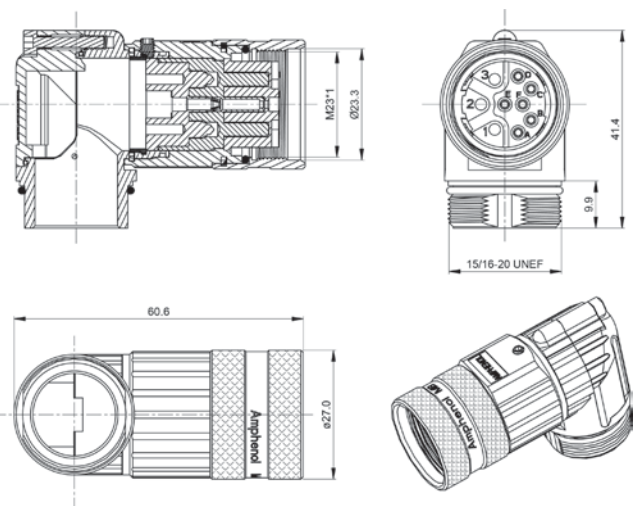


Figure 8

MB1EJNNG36

Plug, straight, panel mount, threaded

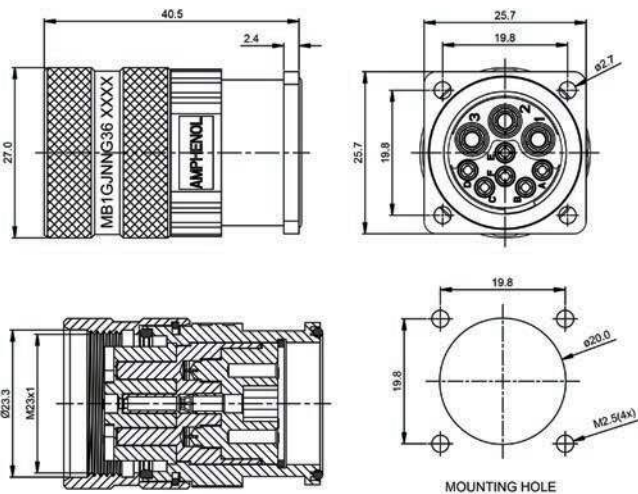


Figure 9

MB1GJNNG36

Receptacle, straight, flange mount, threaded coupling

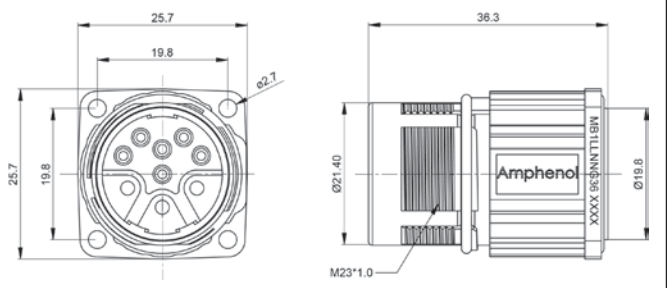
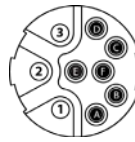


Figure 10

MB1LLNNG36

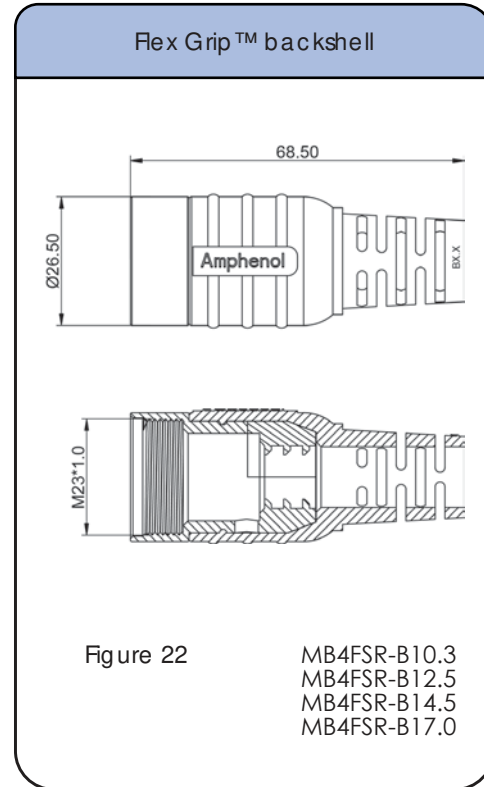
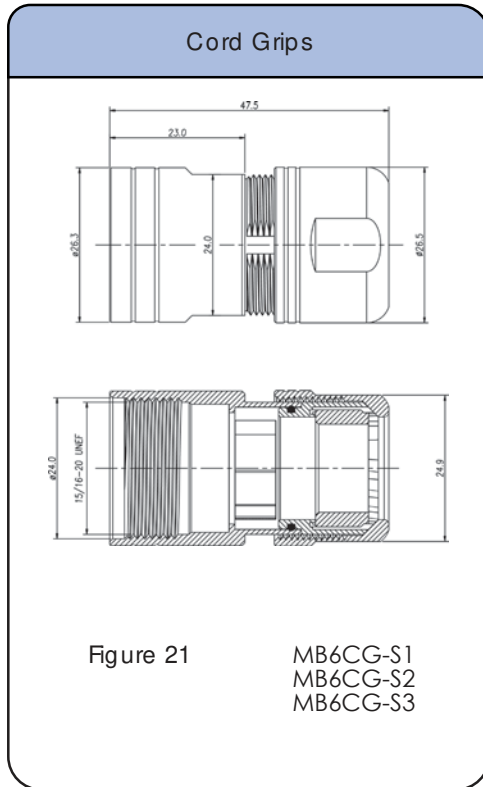
Complete datasheets can be found at www.amphenol-sne.com



9 (3+6) POSITIONS
 Power 30A/ 250V
 Signal 10A/ 630V

Number of Contacts: 9 (3+6) Contact Size: 1.0mm, 2.0mm Sealing: IP66/67
 AWG: 12 (4.0mm²) / 18-14 (0.75 - 2.5 mm²) / 22-18 (0.37 - 0.75 mm²) / 24-28 (0.25 - 0.10mm²)

Dimensions Cord Grips/ Backshells



Number of Contacts: 9 (3+6) Contact Size: 1.0mm, 2.0mm Sealing: IP66/67
 AWG: 12 (4.0mm²) / 18-14 (0.75 - 2.5 mm²) / 22-18 (0.37 - 0.75 mm²) / 24-28 (0.25 - 0.10mm²)

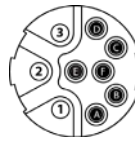
Contacts



Machined Contacts

CHART 1 Crimp Contacts, Machined

Part #	Size	Type	AWG	mm ²	Plating
SC000035	1.0mm	Pin	22-18	0.37 - 0.75	Gold
SC000146	1.0mm	Pin	28-24	0.10 - 0.37	Gold
SC000036	2.0mm	Pin	18-14	1.5 - 0.75	Gold
SC000036-12	2.0mm	Pin	12	4.0	Gold
SC000044	1.0mm	Socket	22-18	0.37 - 0.75	Gold
SC000030	1.0mm	Socket	28-24	0.10 - 0.37	Gold
SC000045	2.0mm	Socket	18-14	1.5 - 0.75	Gold
65-80041	2.0mm	Socket	12	4.0	Gold



9 (3+6) POSITIONS
 Power 30A/ 250V
 Signal 10A/ 630V

Number of Contacts: 9 (3+6) Contact Size: 1.0mm, 2.0mm Sealing: IP66/67
 AWG: 12 (4.0mm²) / 18-14 (0.75 - 2.5 mm²) / 22-18 (0.37 - 0.75 mm²) / 24-28 (0.25 - 0.10mm²)

Tools

Pneumatic crimp tool. Uses universal positioner part no. SK2-2*
 Wire Range 20-32AWG

WA22

Pneumatic crimp tool. Uses universal positioner part no. UH2-5*
 Wire Range 12-26AWG

WA27F

Extraction tool. Used for removal of 1.0mm contacts from inserts.

50-54931-1

Universal hand crimp tool. Uses universal positioner part no. UH2-5*
 Wire Range 12-26AWG

AF8

Universal hand crimp tool. Uses universal positioner part no. SK2-2*
 Wire Range 20-32AWG

AFM8

Extraction tool. Used for removal of 2.0mm contacts from inserts.

50-54931-2

Universal positioner is used with the universal hand crimp tool (AF8).
 Wire range 12-26AWG

UH2-5

Universal positioner is used with crimp tools AFM8 and WA22.
 Wire range 20-32AWG

SK2-2

Dust Cap for Receptacle

P29687

Dust Cap for Plug, Threaded

P30663-09

Dust Cap for Plug, Checkmate™

P31661-09

* The universal positioner is not included with the crimp tools and must be ordered separately.

Connector Solutions M40 Series

STEP 1
Choose Plug

STEP 2
Choose Receptacle

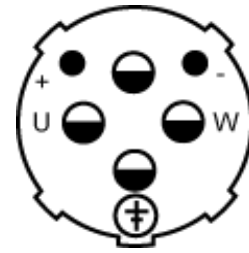
STEP 3
Choose Backshell/ Cord Grip

See page 20 for connector configurations

Plugs



Receptacles



Receptacle Extension




FlexGrip™
Backshell System



more about FlexGrip™
on page 282

Cord Grips



SEE TABLE ON NEXT PAGE FOR PART DETAILS

CONTACTS SOLD SEPARATELY SEE PAGE 252

Connector Part Numbers

Part Number	Connector Type	Contact Type male = pin female = socket	Figure Drawings
MC2UPN0600	Plug, straight, Checkmate™	Socket	1
MC2JJN0600	Receptacle extension, straight, Checkmate™	Pin	2
MC2NHN0600	Receptacle, 90° fixed, Checkmate™	Pin	3
MC2LKN0600	Receptacle, straight, Checkmate™	Pin	4

Contacts supplied separately, see page 252

Cord Grips and Backshells

Part Number	Type	Cable Range (mm)	Figure Drawings
MC4FSR-C18.5*	Flex Grip™ backshell	17.5-18.5mm	6
MC3CG-S1	Cord grip	10.0-12.0mm	7
MC3CG-S2	Cord grip	12.0-14.5mm	7
MC3CG-S3	Cord grip	14.0-17.0mm	7
MC3CG-S4	Cord grip	17.0-19.0mm	8
MC3CG-S5	Cord grip	19.0-21.0mm	8
MC3CG-S6	Cord grip	21.0-23.0mm	8
MC3CG-S7	Cord grip	23.5-25.5mm	8

*Must be potted to achieve IP67 ratings.

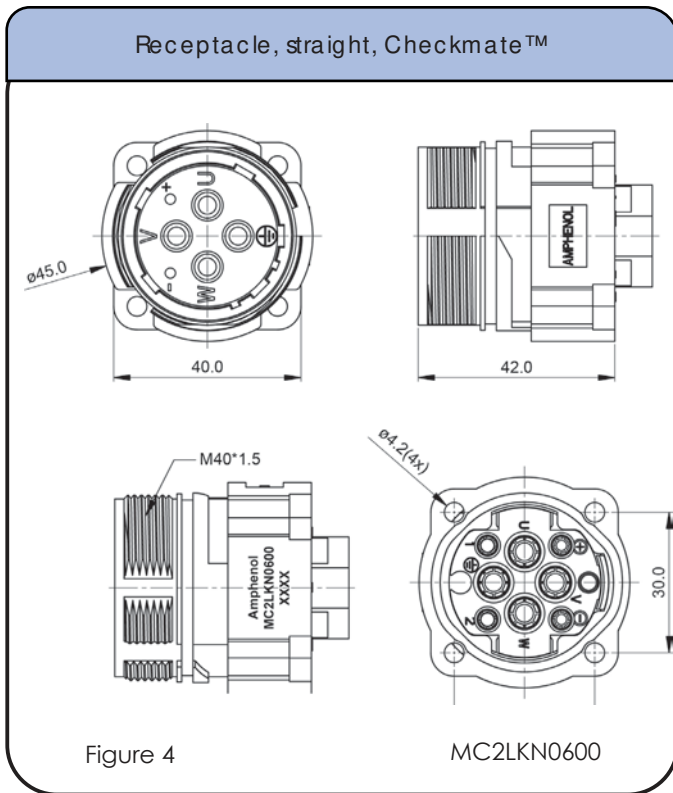
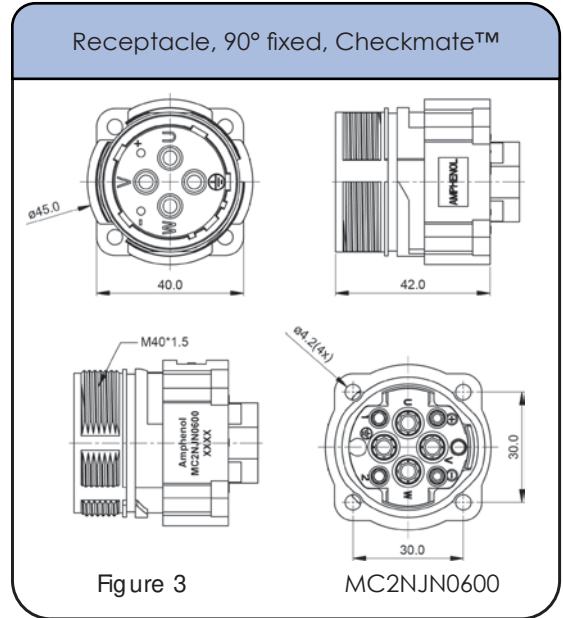
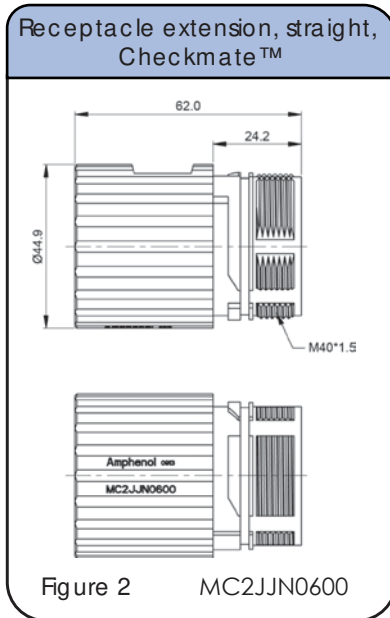
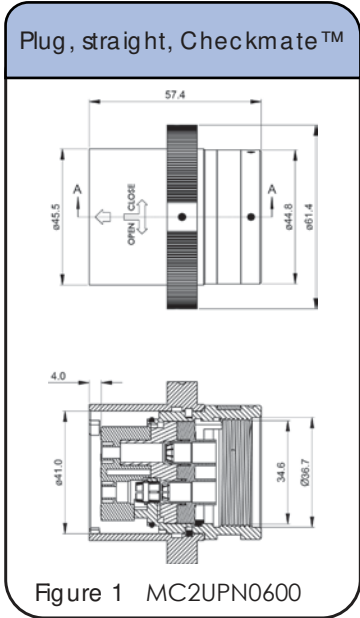
BULK CABLE starts on page 23



6 (4+2) POSITIONS
 Power 75A/ 630V
 Signal 30A/ 250V
 Checkmate™

Number of Contacts: 6 (4+2) Contact Sizes: 2.0mm, 3.6mm Sealing: IP66/67
 AWG: 18-14 (0.75 - 2.5 mm²) 12-8 (4.0 - 10.0 mm²)

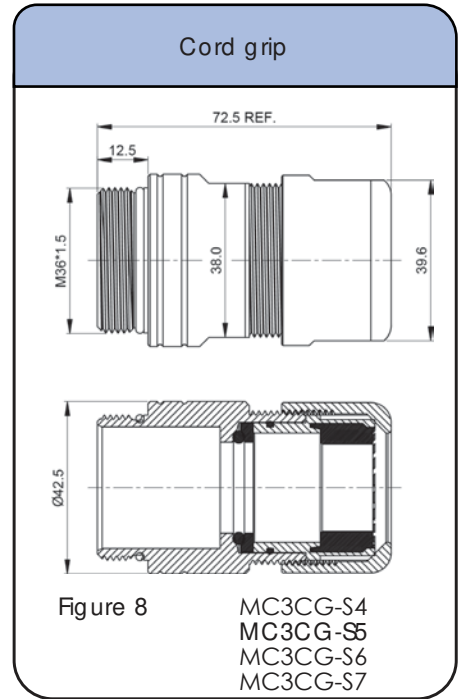
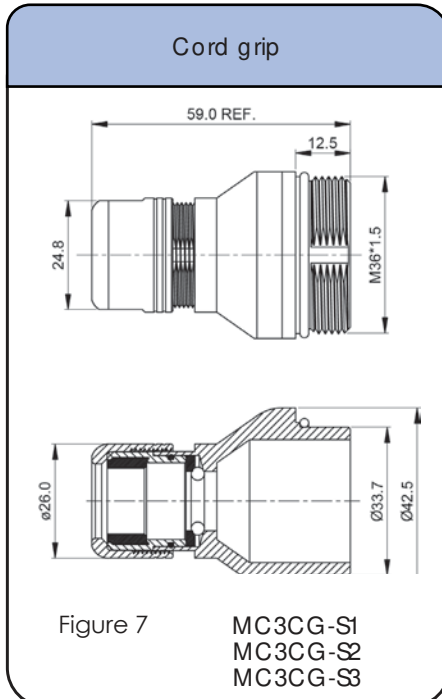
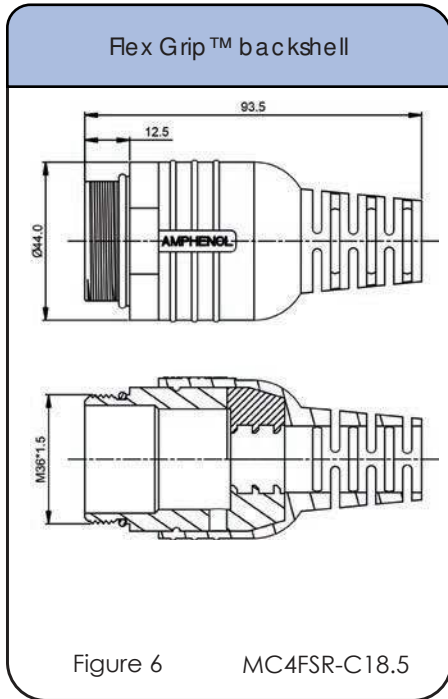
Dimensions Plug / Cable Connector / Receptacles



Complete datasheets can be found at www.amphenol-sine.com

Number of Contacts: 6 (4+2) Contact Sizes: 2.0mm, 3.6mm Sealing: IP66/67
 AWG: 18-14 (0.75 - 2.5 mm²) 12-8 (4.0 - 10.0 mm²)

Dimensions Cord Grips



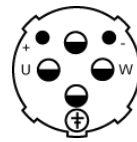
Contacts



Crimp Contacts, Machined

Part Number	Size	Pin/Socket	AWG	mm ²	Plating
SC000040	2.0mm	Pin	18-14	0.75 - 2.5	Gold
SC000041	3.6mm	Pin	12-8	4.0 - 10.0	Gold
SC000045	2.0mm	Socket	18-14	0.75 - 2.5	Gold
SC000046	3.6mm	Socket	12-8	4.0 - 10.0	Gold

Complete datasheets can be found at www.amphenol-sine.com



6 (4+2) POSITIONS
 Power 75A/ 630V
 Signal 30A/ 250V
 Checkmate™

Number of Contacts: 6 (4+2) Contact Sizes: 2.0mm, 3.6mm Sealing: IP66/67
 AWG: 18-14 (0.75 - 2.5 mm²) 12-8 (4.0 - 10.0 mm²)

Tools

<p>Extraction tool. Used for removal of 2.0mm (#14) contacts from inserts.</p>  <p>50-54931-2</p>	<p>Extraction tool. Used for removal of 3.6mm (#8) contacts from inserts.</p>  <p>50-54931-3</p>	<p>Universal hand crimp tool. Uses universal positioner part no. UH2-5. Wire crimp range 12-26AWG</p>  <p>AF8</p>
<p>Universal positioner is used with the universal hand crimp tool (AF8). Wire range 12-26AWG</p>  <p>UH2-5</p>	<p>Pneumatic crimp tool. Uses universal positioner part no. WA23-101DA</p>  <p>WA23</p>	<p>Pneumatic crimp tool. Uses universal positioner part no. UH2-5. Wire range 12-26WG</p>  <p>WA27F</p>
<p>Die Assembly, Size 10, is used with the Pneumatic crimp tool. WA23</p>  <p>WA23-101DA</p>	<p>Hand Crimp tool. Uses MFX-3966 crimp locator</p>  <p>M300-25A</p>	<p>Crimp Locator 3.6mm Power contact adjustable. Used with WA23 Crimp tool</p>  <p>MFX-3961</p>
<p>Contact Locator Tool</p>  <p>MFX-3966</p>		

* The universal positioner is not included with the crimp tools and must be ordered separately.

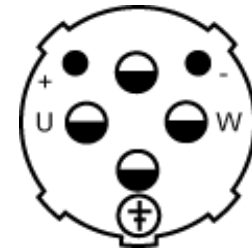
Connector Solutions M40 Series

STEP 1
Choose Plug

STEP 2
Choose Receptacle

STEP 3
Choose Backshell/ Cord Grip

See page 20 for connector configurations



Plugs



MC1CJN0600

Receptacles



MC1LKN0600

MC1NJN0600

Receptacle Extension



MC1JJN0600


FlexGrip™ Backshell System



MC4FSR-C18.5

more about FlexGrip™ on page 282

Cord Grips



MC3CG-S1
MC3CG-S2
MC3CG-S3

MC3CG-S4
MC3CG-S5
MC3CG-S6
MC3CG-S7

Connector Part Numbers

Part Number	Connector Type	Contact Type male = pin female = socket	Figure Drawings
MC1CJN0600	Plug, straight, threaded	Socket	1
MC1JJN0600	Receptacle extension, straight, threaded	Pin	2
MC1NJN0600	Receptacle, 90° fixed, threaded	Pin	3
MC1LKN0600	Receptacle, straight, threaded	Pin	4

Contacts supplied separately, see page 256

Cord Grips and Backshells

Part Number	Type	Cable Range (mm)	Figure Drawings
MC4FSR-C18.5*	Flex Grip™ backshell	17.5-18.5mm	5
MC3CG-S1	Cord grip	10.0-12.0mm	6
MC3CG-S2	Cord grip	12.0-14.5mm	6
MC3CG-S3	Cord grip	14.0-17.0mm	6
MC3CG-S4	Cord grip	17.0-19.0mm	7
MC3CG-S5	Cord grip	19.0-21.0mm	7
MC3CG-S6	Cord grip	21.0-23.0mm	7
MC3CG-S7	Cord grip	23.5-25.5mm	7

*Must be potted to achieve IP67 ratings.

BULK CABLE starts on page 23

SEE TABLE ON NEXT PAGE FOR PART DETAILS

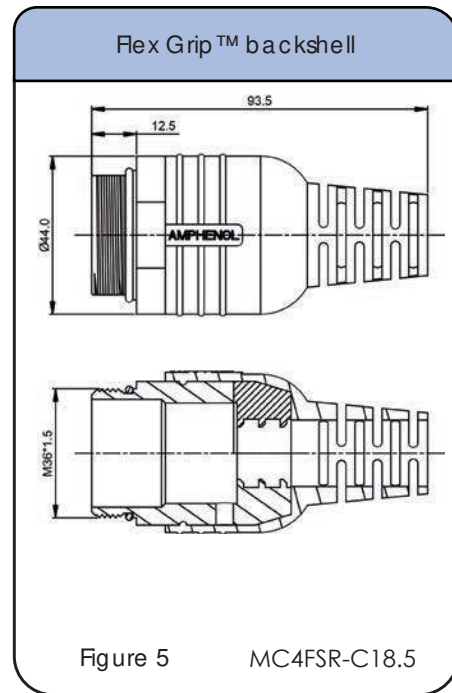
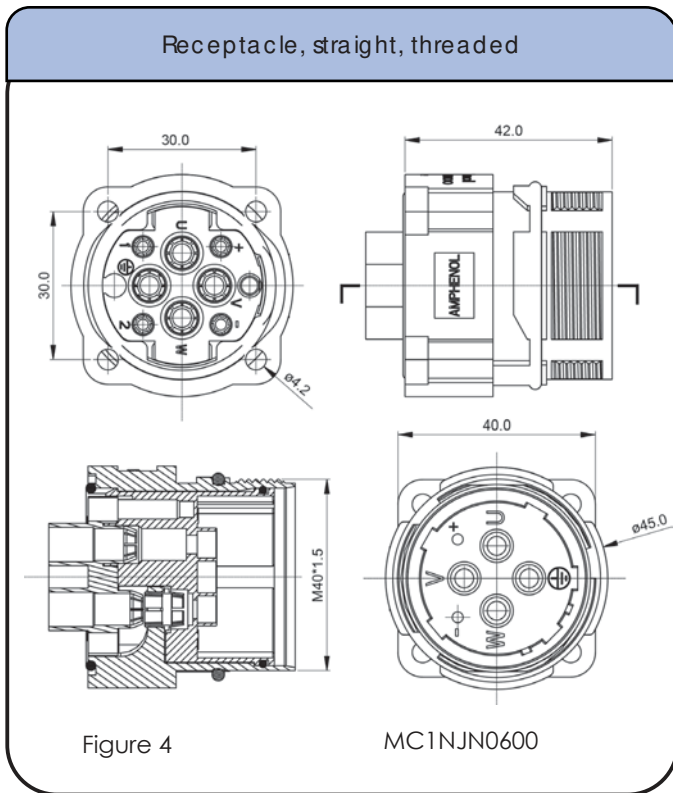
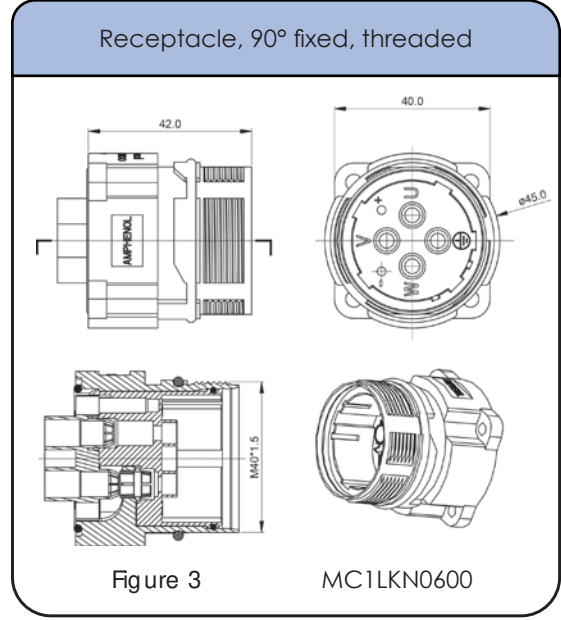
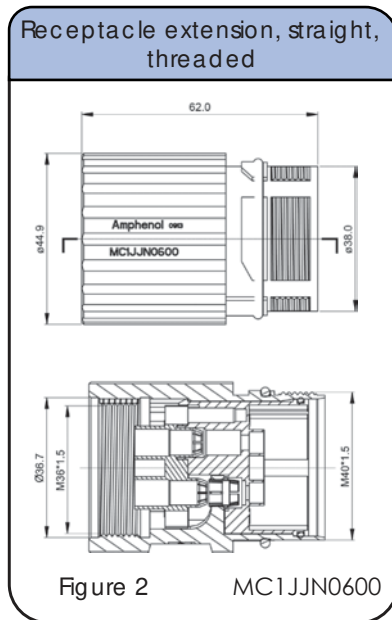
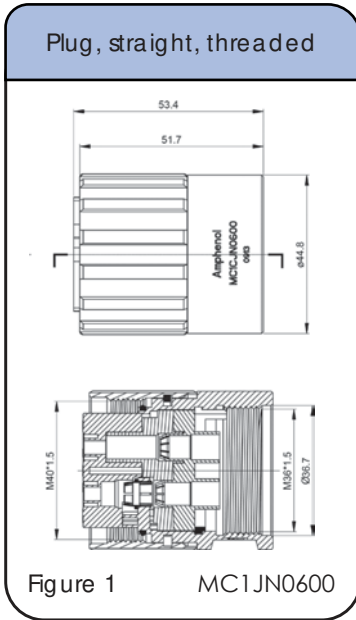
CONTACTS SOLD SEPARATELY SEE PAGE 228



6 (4+2) POSITIONS
 Power 75A/ 630V
 Signal 30A/ 250V
 Threaded

Number of Contacts: 6 (4+2) Contact Sizes: 2.0mm, 3.6mm Sealing: IP66/67
 AWG: 18-14 (0.75 - 2.5 mm²) 12-8 (4.0 - 10.0 mm²)

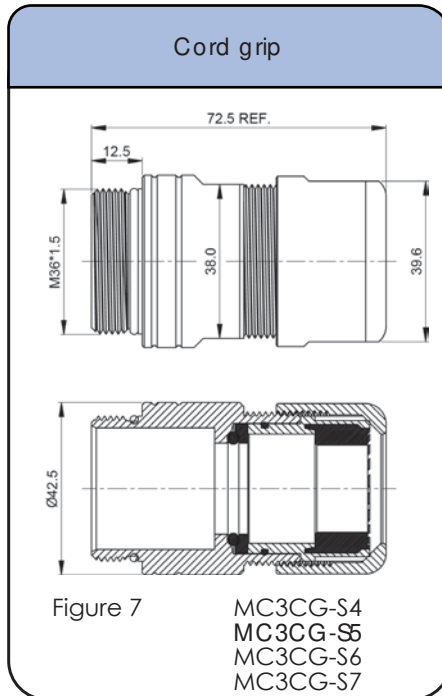
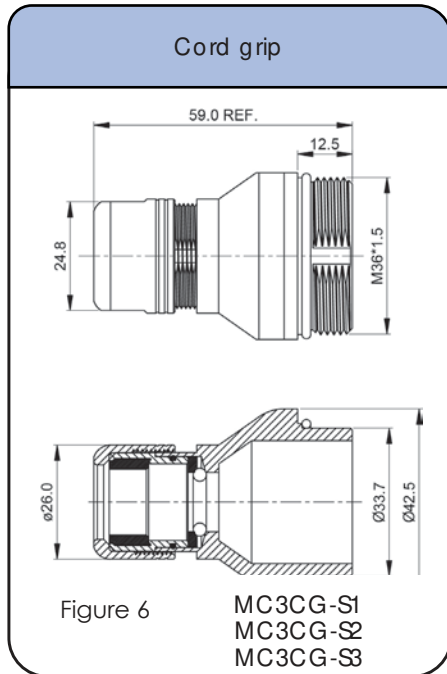
Dimensions Plug / Cable Connector / Receptacles



Complete datasheets can be found at www.amphenol-sine.com

Number of Contacts: 6 (4+2) Contact Sizes: 2.0mm, 3.6mm Sealing: IP66/67
 AWG: 18-14 (0.75 - 2.5 mm²) 12-8 (4.0 - 10.0 mm²)

Dimensions Cord Grips



Contacts



Crimp Contacts, Machined

Part Number	Size	Pin/ Socket	AWG	mm ²	Plating
SC000040	2.0mm	Pin	18-14	0.75 - 2.5	Gold
SC000041	3.6mm	Pin	12-8	4.0 - 10.0	Gold
SC000045	2.0mm	Socket	18-14	0.75 - 2.5	Gold
SC000046	3.6mm	Socket	12-8	4.0 - 10.0	Gold

Complete datasheets can be found at www.amphenol-sine.com



6 (4+2) POSITIONS
 Power 75A/ 630V
 Signal 30A/ 250V
 THREADED

Number of Contacts: 6 (4+2) Contact Sizes: 2.0mm, 3.6mm Sealing: IP66/67
 AWG: 18-14 (0.75 - 2.5 mm²) 12-8 (4.0 - 10.0 mm²)

Tools

<p>Extraction tool. Used for removal of 2.0mm (#14) contacts from inserts.</p>  <p>50-54931-2</p>	<p>Extraction tool. Used for removal of 3.6mm (#8) contacts from inserts.</p>  <p>50-54931-3</p>	<p>Universal hand crimp tool. Uses universal positioner part no. UH2-5. Wire crimp range 12-26AWG</p>  <p>AF8</p>
<p>Universal positioner is used with the universal hand crimp tool (AF8). Wire range 12-26AWG</p>  <p>UH2-5</p>	<p>Pneumatic crimp tool. Uses universal positioner part no. WA23-101DA</p>  <p>WA23</p>	<p>Pneumatic crimp tool. Uses universal positioner part no. UH2-5. Wire range 12-26WG</p>  <p>WA27F</p>
<p>Die Assembly, Size 10, is used with the Pneumatic crimp tool. WA23</p>  <p>WA23-101DA</p>	<p>Hand Crimp tool. Uses MFX-3966 crimp locator</p>  <p>M300-25A</p>	<p>Crimp Locator 3.6mm Power contact adjustable. Used with WA23 Crimp tool</p>  <p>MFX-3961</p>
<p>Contact Locator Tool</p>  <p>MFX-3966</p>		

* The universal positioner is not included with the crimp tools and must be ordered separately.

Connector Solutions M40

STEP 1
Choose Plug

STEP 2
Choose Receptacle

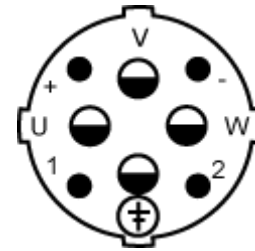
STEP 3
Choose Backshell/ Cord Grip

See page 20 for connector configurations

Plugs



Receptacles



Receptacle Extension




FlexGrip™
Backshell System



more about FlexGrip™
on page 282

Cord Grips



SEE TABLE ON NEXT PAGE FOR PART DETAILS

CONTACTS SOLD SEPARATELY SEE PAGE 260

Connector Part Numbers

Part Number	Connector Type	Contact Type male = pin female = socket	Figure Drawings
MC2UPN0800	Plug, straight, Checkmate™	Socket	1
MC2JJN0800	Receptacle extension, straight, Checkmate™	Pin	2
MC2LKN0800	Receptacle, straight, Checkmate™	Pin	3
MC2NHN0800	Receptacle, 90° fixed, Checkmate™	Pin	4

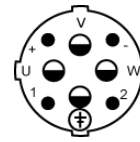
Contacts supplied separately, see page 260

Cord Grips and Backshells

Part Number	Type	Cable Range (mm)	Figure Drawings
MC4FSR-C18.5*	Flex Grip™ backshell*	17.5-18.5mm	5
MC3CG-S1	Cord grip	10.0-12.0mm	6
MC3CG-S2	Cord grip	12.0-14.5mm	6
MC3CG-S3	Cord grip	14.0-17.0mm	6
MC3CG-S4	Cord grip	17.0-19.0mm	7
MC3CG-S5	Cord grip	19.0-21.0mm	7
MC3CG-S6	Cord grip	21.0-23.0mm	7
MC3CG-S7	Cord grip	23.5-25.5mm	7

*Must be potted to achieve IP67 ratings.

BULK CABLE starts on page 23



8 (4+4) POSITIONS
 Power 75A/ 630V
 Signal 30A/ 250V
 Checkmate™

Number of Contacts: 8 (4+4) Contact Sizes: 2.0mm, 3.6mm Sealing: IP66/67
 AWG: 18-14 (0.75 - 2.5 mm²) 12-8 (4.0 - 10.0 mm²)

Plug, straight, Checkmate™

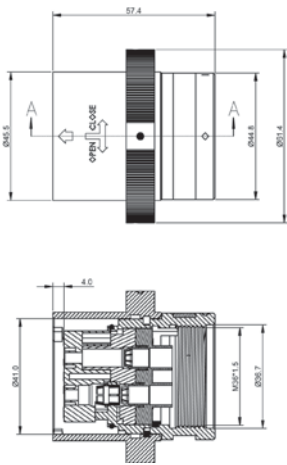


Figure 1 MC2UPN0800

Receptacle extension, straight, Checkmate™

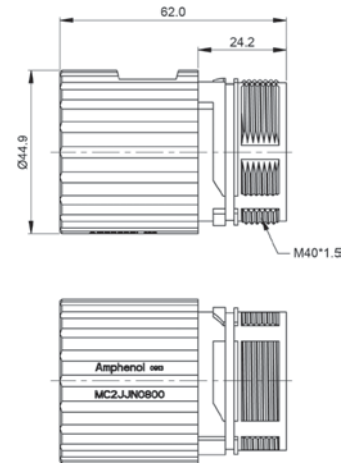


Figure 2 MC2JJN0800

Receptacle, straight, Checkmate™

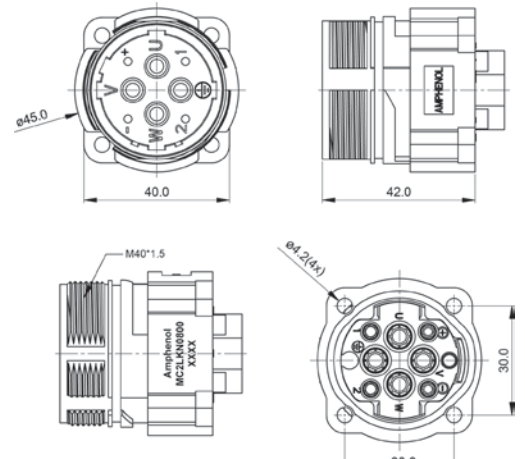


Figure 3 MC2LKN0800

Receptacle, 90° fixed, Checkmate™

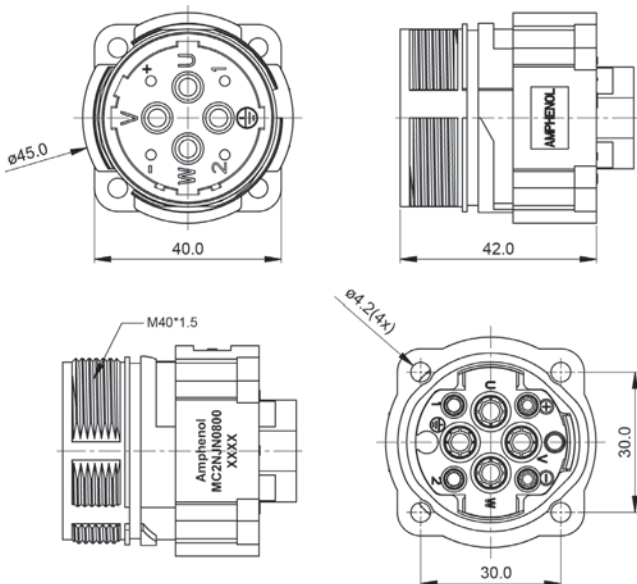
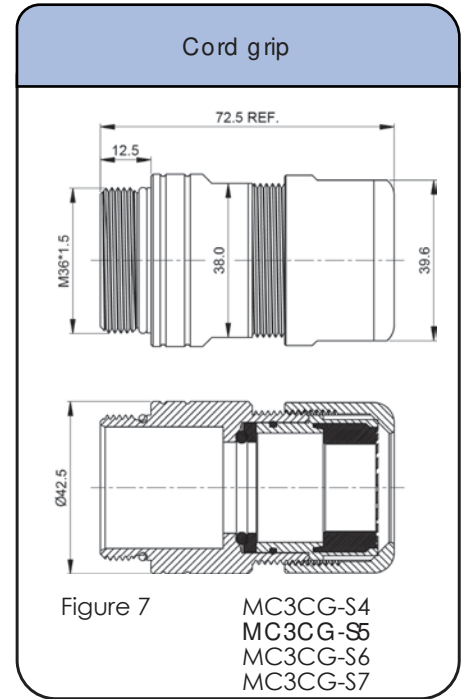
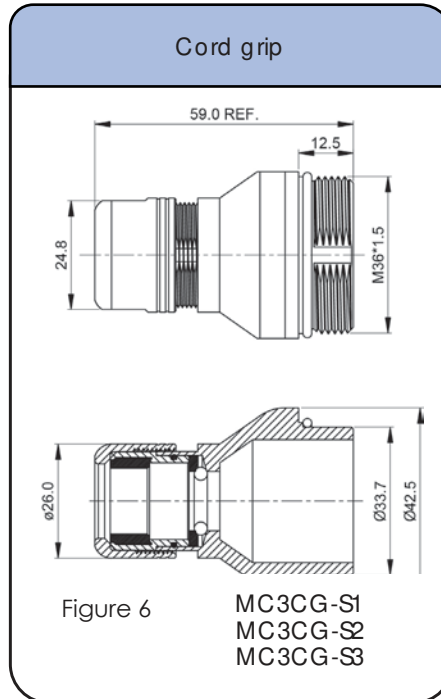
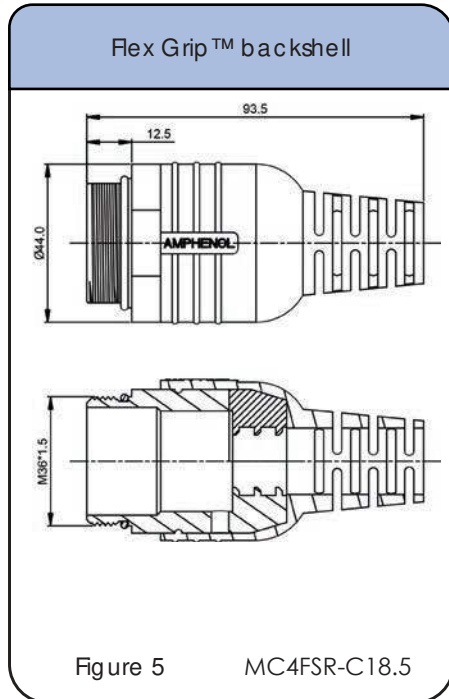


Figure 4 MC2NKN0800

Complete datasheets can be found at www.amphenol-sine.com

Number of Contacts: 8 (4+4) Contact Sizes: 2.0mm, 3.6mm Sealing: IP66/67
 AWG: 18-14 (0.75 - 2.5 mm²) 12-8 (4.0 - 10.0 mm²)

Dimensions Cord Grips



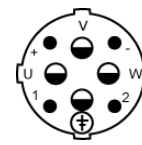
Contacts



Crimp Contacts, Machined

Part Number	Size	Pin/Socket	AWG	mm ²	Plating
SC000040	2.0mm	Pin	18-14	0.75 - 2.5	Gold
SC000041	3.6mm	Pin	12-8	4.0 - 10.0	Gold
SC000045	2.0mm	Socket	18-14	0.75 - 2.5	Gold
SC000046	3.6mm	Socket	12-8	4.0 - 10.0	Gold

Complete datasheets can be found at www.amphenol-sine.com



8 (4+4) POSITIONS
 Power 75A/ 630V
 Signal 30A/ 250V
 Checkmate™

Number of Contacts: 8 (4+4) Contact Sizes: 2.0mm, 3.6mm Sealing: IP66/67
 AWG: 18-14 (0.75 - 2.5 mm²) 12-8 (4.0 - 10.0 mm²)

Tools

<p>Extraction tool. Used for removal of 2.0mm (#14) contacts from inserts.</p>  <p>50-54931-2</p>	<p>Extraction tool. Used for removal of 3.6mm (#8) contacts from inserts.</p>  <p>50-54931-3</p>	<p>Universal hand crimp tool. Uses universal positioner part no. UH2-5. Wire crimp range 12-26AWG</p>  <p>AF8</p>
<p>Universal positioner is used with the universal hand crimp tool (AF8). Wire range 12-26AWG</p>  <p>UH2-5</p>	<p>Pneumatic crimp tool. Uses universal positioner part no. WA23-101DA</p>  <p>WA23</p>	<p>Pneumatic crimp tool. Uses universal positioner part no. UH2-5. Wire range 12-26WG</p>  <p>WA27F</p>
<p>Die Assembly, Size 10, is used with the Pneumatic crimp tool. WA23</p>  <p>WA23-101DA</p>	<p>Hand Crimp tool. Uses MFX-3966 crimp locator</p>  <p>M300-25A</p>	<p>Crimp Locator 3.6mm Power contact adjustable. Used with WA23 Crimp tool</p>  <p>MFX-3961</p>
<p>Contact Locator Tool</p>  <p>MFX-3966</p>		

* The universal positioner is not included with the crimp tools and must be ordered separately.

Connector Solutions M40

STEP 1
Choose Plug

STEP 2
Choose Receptacle

STEP 3
Choose Backshell/ Cord Grip

See page 20 for connector configurations

Plugs



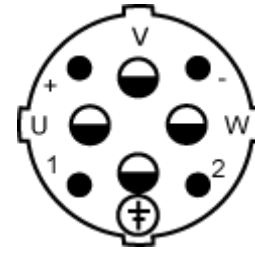
MC1CJN0800

Receptacles



MC1LKN0800

MC1NJN0800



Receptacle Extension



MC1JJN0800


FlexGrip™
Backshell System



MC4FSR-C18.5

more about FlexGrip™
on page 282

Cord Grips



MC3CG-S1

MC3CG-S4

MC3CG-S2

MC3CG-S5

MC3CG-S3

MC3CG-S6

MC3CG-S7

Connector Part Numbers

Part Number	Connector Type	Contact Type male = pin female = socket	Figure Drawings
MC1CJN0800	Plug, straight, threaded	Socket	1
MC1JJN0800	Receptacle extension, straight, threaded	Pin	2
MC1LKN0800	Receptacle, straight, threaded	Pin	3
MC1NJN0800	Receptacle, 90° fixed, threaded	Pin	4

Contacts supplied separately, see page 236

Cord Grips and Backshells

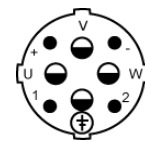
Part Number	Type	Cable Range (mm)	Figure Drawings
MC4FSR-C18.5*	Flex Grip™ backshell*	17.5-18.5mm	5
MC3CG-S1	Cord grip	10.0-12.0mm	6
MC3CG-S2	Cord grip	12.0-14.5mm	6
MC3CG-S3	Cord grip	14.0-17.0mm	6
MC3CG-S4	Cord grip	17.0-19.0mm	7
MC3CG-S5	Cord grip	19.0-21.0mm	7
MC3CG-S6	Cord grip	21.0-23.0mm	7
MC3CG-S7	Cord grip	23.5-25.5mm	7

*Must be potted to achieve IP67 ratings.

BULK CABLE starts on page 23

SEE TABLE ON NEXT PAGE FOR PART DETAILS

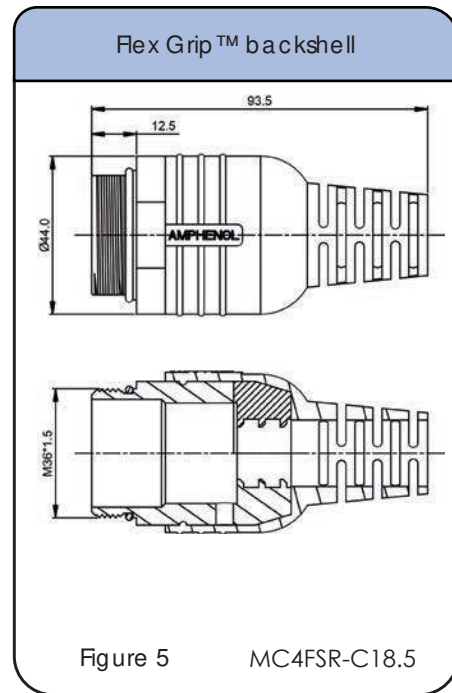
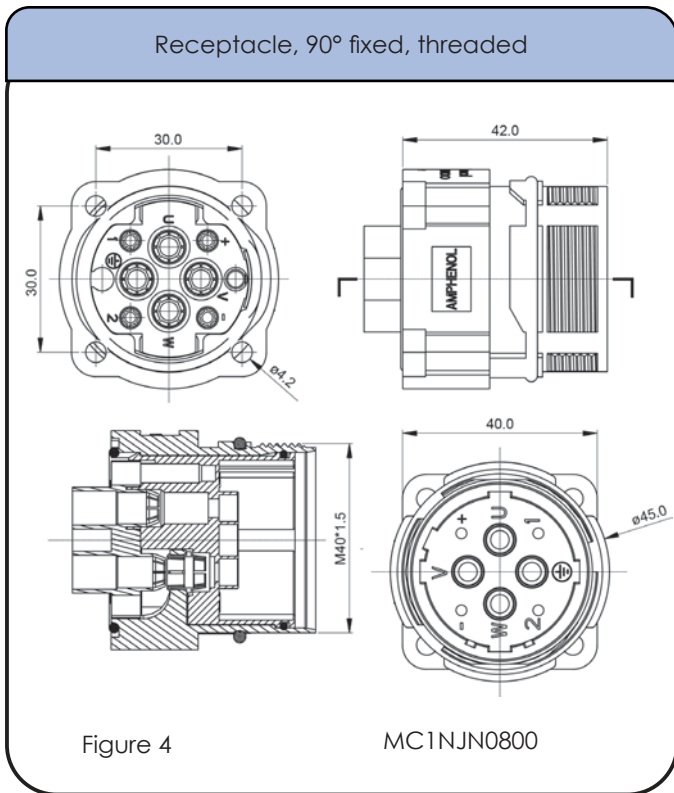
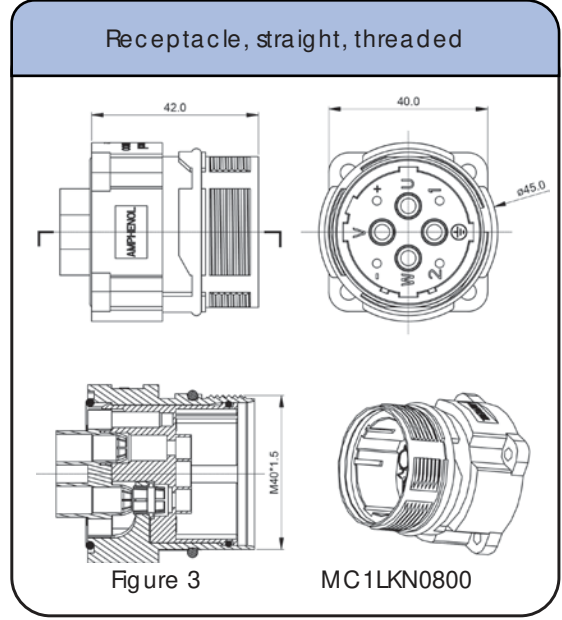
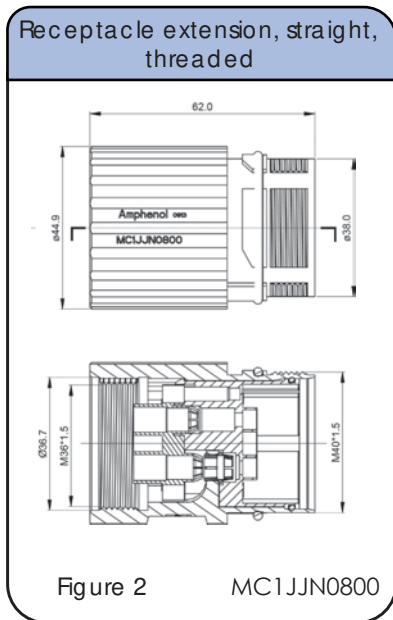
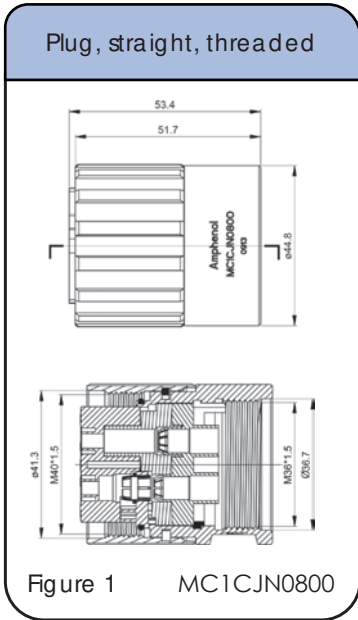
CONTACTS SOLD SEPARATELY SEE PAGE 236



8 (4+4) POSITIONS
 Power 75A/ 630V
 Signal 30A/ 250V
 Threaded

Number of Contacts: 8 (4+4) Contact Sizes: 2.0mm, 3.6mm Sealing: IP66/67
 AWG: 18-14 (0.75 - 2.5 mm²) 12-8 (4.0 - 10.0 mm²)

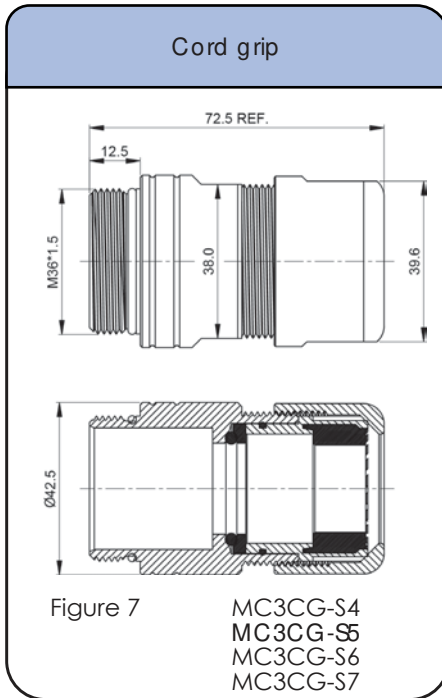
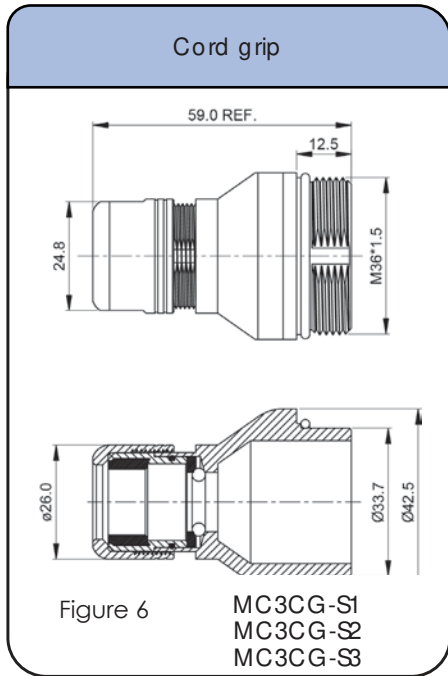
Dimensions Plug / Cable Connector / Receptacles



Complete datasheets can be found at www.amphenol-sine.com

Number of Contacts: 8 (4+4) Contact Sizes: 2.0mm, 3.6mm Sealing: IP66/67
 AWG: 18-14 (0.75 - 2.5 mm²) 12-8 (4.0 - 10.0 mm²)

Dimensions Cord Grips



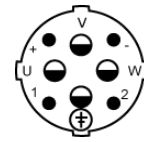
Contacts



Crimp Contacts, Machined

Part Number	Size	Pin/Socket	AWG	mm ²	Plating
SC000040	2.0mm	Pin	18-14	0.75 - 2.5	Gold
SC000041	3.6mm	Pin	12-8	4.0 - 10.0	Gold
SC000045	2.0mm	Socket	18-14	0.75 - 2.5	Gold
SC000046	3.6mm	Socket	12-8	4.0 - 10.0	Gold

Complete datasheets can be found at www.amphenol-sine.com



8 (4+4) POSITIONS
 Power 75A/ 630V
 Signal 30A/ 250V
 Threaded

Number of Contacts: 8 (4+4) Contact Sizes: 2.0mm, 3.6mm Sealing: IP66/67
 AWG: 18-14 (0.75 - 2.5 mm²) 12-8 (4.0 - 10.0 mm²)

Tools

<p>Extraction tool. Used for removal of 2.0mm (#14) contacts from inserts.</p>  <p>50-54931-2</p>	<p>Extraction tool. Used for removal of 3.6mm (#8) contacts from inserts.</p>  <p>50-54931-3</p>	<p>Universal hand crimp tool. Uses universal positioner part no. UH2-5. Wire crimp range 12-26AWG</p>  <p>AF8</p>
<p>Universal positioner is used with the universal hand crimp tool (AF8). Wire range 12-26AWG</p>  <p>UH2-5</p>	<p>Pneumatic crimp tool. Uses universal positioner part no. WA23-101DA</p>  <p>WA23</p>	<p>Pneumatic crimp tool. Uses universal positioner part no. UH2-5. Wire range 12-26WG</p>  <p>WA27F</p>
<p>Die Assembly, Size 10, is used with the Pneumatic crimp tool. WA23</p>  <p>WA23-101DA</p>	<p>Hand Crimp tool. Uses MFX-3966 crimp locator</p>  <p>M300-25A</p>	<p>Crimp Locator 3.6mm Power contact adjustable. Used with WA23 Crimp tool</p>  <p>MFX-3961</p>
<p>Contact Locator Tool</p>  <p>MFX-3966</p>		

* The universal positioner is not included with the crimp tools and must be ordered separately.

Assembly Instructions

M23 Elite Series 12,16,17 Position Plug Assembly Instructions



Step 1 - Slide the components over the cable



Step 2 - Remove the cable jacket 28mm



Step 3 - Cut the shield back 13mm



Step 4 - Fold the shield back over the cable jacket



Step 5 - Strip the wires 4.5mm



Step 6 - Crimp a contact onto each wire




Step 7 - Push the contacts into the insert as required

Assembly Instructions

M23 Elite Series 12,16,17 Position Plug Assembly Instructions (cont)



Step 8 - Pushed contacts



Step 9 - Push the Collar onto the insert



Step 10 - Position the shield as shown

Assembly Instructions

M23 Elite Series 12,16,17 Position Plug Assembly Instructions (cont)



Step 11 - Slide the cord grip up to the collar



Step 12 - Trim the shield



Step 13 - Grip the sub-assembly as shown



Step 14 - Push the sub-assembly into the shell

Assembly Instructions

M23 Elite Series 12,16,17 Position Plug Assembly Instructions (cont)



Step 15 - Thread the top nut onto the shell




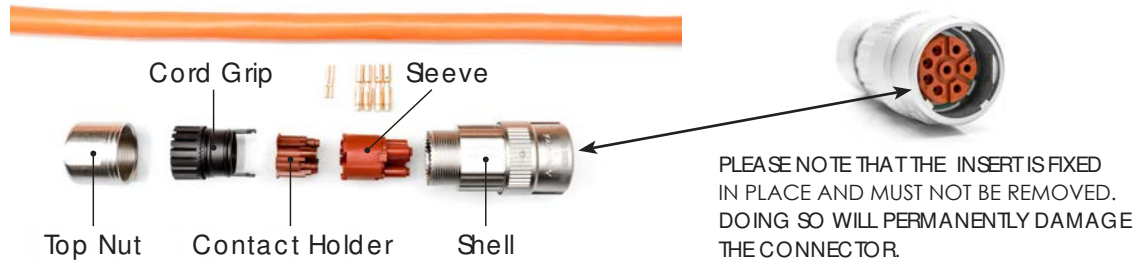
Step 16 - Tighten to 5-7 N/M using 25mm wrench



Step 17 - Finished Assembly

Assembly Instructions

M23 Elite Series 6,8,9 Position Plug Assembly Instructions



Step 1 - Remove the cable jacket 30mm



Step 2 - Cut the shield back 19mm



Step 3 - Fold shield back over cable



Step 4 - Cut power & PE wires to 28mm

Step 5a - Strip power & PE wires 7mm



Step 5b - Strip signal wire 4.5mm




Step 6 - Crimp contacts




Step 7 - Open contact holder

Assembly Instructions


M23 Elite Series 6,8,9 Position Plug Assembly Instructions (con't)



Step 8 - Insert contacts while the contact holder is open



Step 9 - Close the contact holder




Step 10 - Insert the rest of the contacts



Step 11 - Push the contact holder into the sleeve

Assembly Instructions

M23 Elite Series 6,8,9 Position Plug Assembly Instructions (con't)



Step 12 - Position shield as shown back over the cable



Step 13 - Clip the cord grip as shown with the shield sticking out around it



Step 14 - Trim shield as shown



Step 15 - Push sub-assembly into shell

Assembly Instructions

M23 Elite Series 6,8,9 Position Plug Assembly Instructions (con't)



Step 16 - Thread the top nut on




Step 17 - Tighten to 5-7 N/M
using 25mm wrench



Step 18 - Finished Assembly

Assembly Instructions



M23 Elite Series 12,16,17 Position 90° Receptacle Assembly Instructions



Step 1 - Strip wire 4.5mm



Step 3 - Side wires through shell





Step 4 - Push wire into insert





Step 5 - Locate keys on sides of insert

Assembly Instructions

M23 Elite Series 12,16,17 Position 90° Receptacle Assembly Instructions (con't)



Step 6 - Insert tabs into slots and align the key slots accordingly to their respective key position.




Step 7 - Assemble cover

Assembly Instructions

M23 Elite Series 12,16,17 Position 90° Receptacle Assembly Instructions (con't)



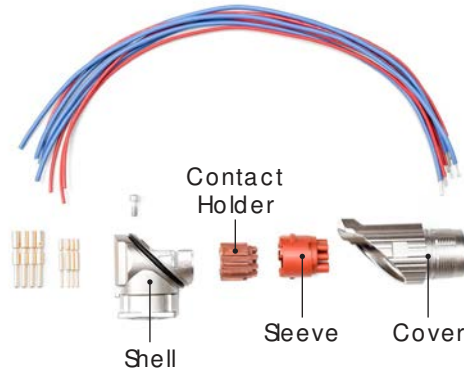
Step 8 - Screw the cover down using 2.5mm Allen Wrench




Step 9 - Finished product

Assembly Instructions

M23 Elite Series 6,8,9 Position 90° Receptacle Assembly Instructions




Step 1A - Strip wire 7mm
(this uses 2.0mm contacts)



Step 1B - Strip wire 4.5mm
(this uses 1.0mm contacts)



Step 2 - Crimp wire to contact





Step 3 - Insert wires through shell







Step 4 - Open Contact holder

Assembly Instructions

M23 Elite Series 6,8,9 Position 90° Receptacle Assembly Instructions (con't)




Step 5 - Insert wire into the contact holder while its open




Step 6 - Close and insert the rest of the wires into the contact holder

Assembly Instructions

M23 Elite Series 6,8,9 Position 90° Receptacle Assembly Instructions (con't)



Step 7 - Push the contact holder into the sleeve



Step 8 - Align the key on the sleeve with the key on the shell



Step 9 - Place sub-assembly into shell

Assembly Instructions

M23 Elite Series 6,8,9 Position 90° Receptacle Assembly Instructions (con't)



Step 10 - Assemble cover



Step 11 - Tighten screw down using 2.5mm Allen Wrench



Step 12 - Finished Product

Assembly Instructions


M23 Standard Series Straight Receptacle Assembly Instructions



Step 1 - Strip wire 4.5mm



Step 2 - Crimp contact to wire



Step 3 - Push contact into place

Assembly Instructions

FlexGrip™ Backshell System



Assembly Instructions

Standard Series Plug and Cable Prep and Assembly featuring the FlexGrip™ Backshell

FlexGrip™ Prep Details: During cable prep specific to using the FlexGrip backshell, be sure excess shielding material is pulled back over the cable jacket and taped down. This allows for ease of sliding FlexGrip™ parts into place.



Note: ** Cable prep is same for P1 (Male) connectors using FlexGrip™ backshells as P2 (Female).

Step 7B: (FlexGrip™ Only) Thread into position the bottom part of the Two-Piece Clamp onto the backend of the connector body tightly, ensuring excess shielding material is still exposed underneath the Two-Piece Clamp.

Step 8B: (FlexGrip™ Only) Place the top portion of the Two-Piece Clamp into position and use the enclosed screws to tighten into place.

Step 9B: (FlexGrip™ Only) Cut off excess shielding material behind Two-Piece Clamp.

Step 10: (FlexGrip™ Only) Slide FlexGrip™ Shell over top the backend portion of the Two-Piece Clamp hardware.



Assembly Instructions

M23 Shielded Backshell Assembly Instructions

1. Slide seal-nut (A), cable grommet (B), and backshell (C) onto cable as shown in Figure 1.
2. Remove outer cable jacket per dimension (42mm) shown in Figure 1. Make sure exposed shielding is not nicked or cut.
3. Accurately locate and tighten tie wrap (D) 8mm from cable jacket (Figure 1).
4. Trim excess tie wrap as close as possible to ratchet body. Refer to Reference View A, shown below.
5. Trim the braided shield flush to the edge of the tie wrap (D), exposing the individual wires as shown in Figure 2.
6. Strip individual wire leads to expose 5mm of bare conductor as shown in Figure 2.
7. Crimp contacts (E) onto stripped wire leads (Figure 3).
8. Insert crimped contacts (E) into connector cavities (F), as shown in Figure 3. Verify contacts are properly sealed once installed.

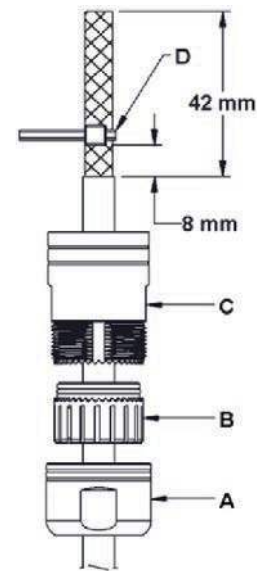


Figure 1

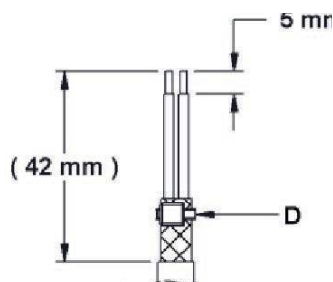


Figure 2

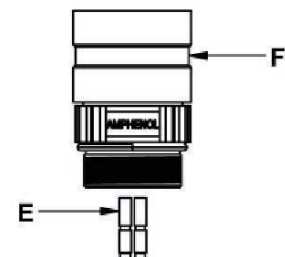
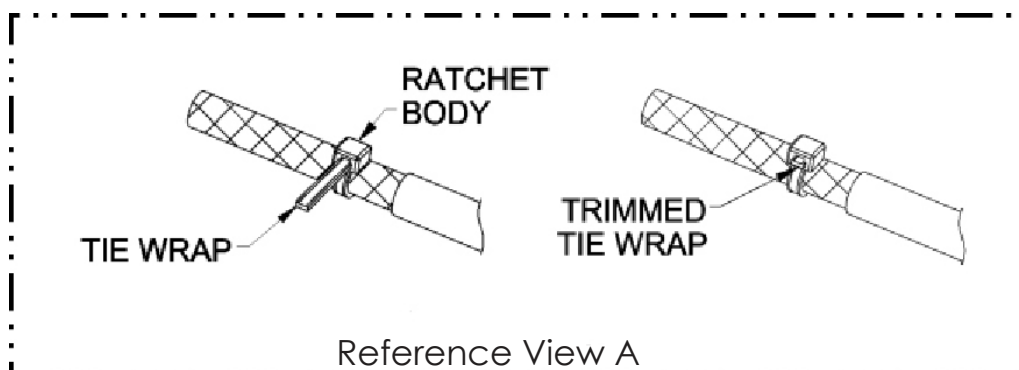


Figure 3



Reference View A

Assembly Instructions

M23 Shielded Backshell Assembly Instructions (con't)

9. Tighten "backshell" (C) to connector (F) as shown in Figure 4. Use a 24mm open ended wrench for the backshell, and a 25mm open ended wrench for the connector. Tighten to a recommended torque of 10Nm.
10. Slide shielding clip (G) over cable jacket as shown in Figure 4.
11. Push shielding clip (G) into backshell (C) until it stops against inside wall as shown in Reference View-B. Clip must be seated over exposed shielding and not over cable jacket.

Note: Clip must be slightly compressed to allow it to enter into the backshell.

12. Push cable grommet (B) into backshell (C) as shown Figure 5.
13. Thread and tighten seal-nut (A) onto backshell (C) as shown in Figure 6. Use a 24mm open ended wrench for the backshell, and a 25mm open ended wrench for the seal-nut.

Figure 3

Note: Seal nut torque required to properly retain and seal cable may vary depending on cable construction.

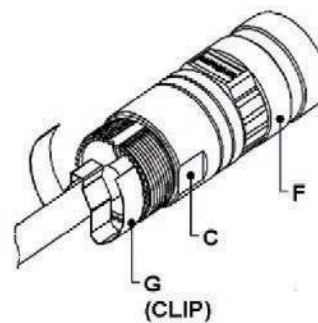


Figure 4

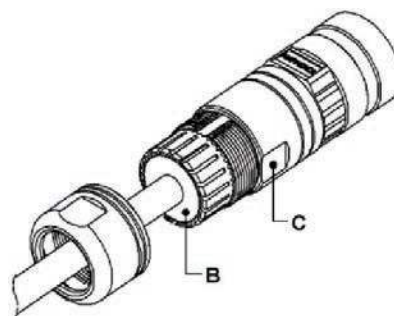


Figure 5

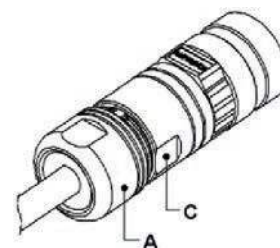
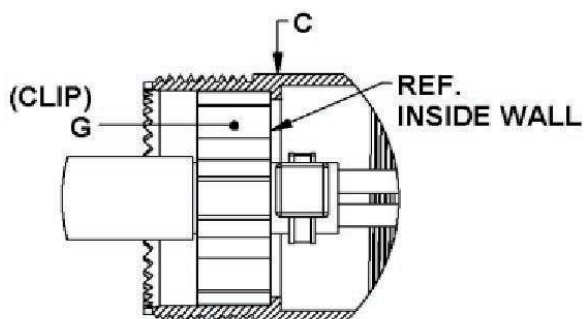


Figure 6



Reference View B

Appendix

Glossary of Terms

<p>American Wire Gauge (AWG)</p> <p>System of numerical designations for wire sizes, based on specified ranges of cross-sectional areas. Starts with 4/0 (000) at the largest size, going to 3/0, 2/0, 1/0, 1, 2, and up to 40 and beyond for the smallest size. A step of one AWG number corresponds to a reduction of cross-sectional area of appr. 20 %.</p>	<p>Connector life</p> <p>The number of mating cycles prior to abrasion of the conductive contact surface and which does not result in a significant rise of the contact resistance. Tests according to test 9a of ICE 60512-5 / DIN EN 60512 Part 5.</p>
<p>Attenuation</p> <p>A reduction of power. Occurs naturally when waves travel through lines, wave guides, or media such as air or water. Is produced additionally by imperfections in electrical or optical connections (attenuation in fibre optics), e. g. contact resistance, mismatch, etc.</p>	<p>Contact</p> <p>The conductive element in a connector which mates with a corresponding element to provide an electrical path.</p>
<p>Bulkhead connector</p> <p>Connector designed to be inserted into a panel cutout from the rear of the panel, thus forming part of the barrier between two spaces. Back-mounted.</p>	<p>Contact resistance</p> <p>The electrical resistance of a mated set of contacts under specified conditions. Tested according to tests 2a, 2b, 2c, of IEC 60 512 -2/ DIN EN 60 512-2.</p>
<p>Clearance</p> <p>The shortest distance in air between two conductive parts, see IEC 60664.</p>	<p>Contact size</p> <p>The designation used to differentiate one contact from another. It may be denoted by one of the following numbering systems:</p>
<p>Climatic stability</p> <p>General term describing the behavior of components under various climatic conditions, e. g. high and low temperatures, tropical climate, high humidity, moist heat, fungus, atmospheric conditions (industrial atmosphere), reduced air pressure, etc. Climatic conditions for test purposes are explained in IEC 60068, DIN 46 040.</p>	<p>Creepage distance</p> <p>The shortest distance along the surface of the insulating material between two conductive parts. The longer the distance, the less the risk of arc damage or tracking. Minimum creepage distances are specified according to the rated voltage and the applicable pollution degree and Comparative Tracking Index.</p>
<p>Connector</p> <p>A component which terminates conductors for the purpose of providing connection and disconnection to a suitable mating component which shall not be engaged or disengaged when live. Depending on the fastening to a cabinet, panel, rack etc. or a cable, they are classified as fixed or free connectors. A connector comprises one or more contacts and a housing which may have a separate connector insert and a separate outer housing or shell.</p>	<p>Crimped connection</p> <p>A solderless connection made by crimping. IEC 60352-2 / DIN IEC 60352 Part 2.</p>
<p>Connector housing</p> <p>The part of a connector into which the insert and the contacts are assembled. It may function as part of the locking mechanism.</p>	<p>Derating curve</p> <p>The method for determining derating is specified in IEC 60 512-3. Here the combination of ambient temperature (Tu) and the current (I) leading to the same maximum allowable temperature (Tb) at the hottest point of the connector are plotted.</p>
<p>Connector insert</p> <p>An insulating element designed to support and position contacts in a connector housing. In connectors electromagnetic interference is prevented by shielding. Shielded connectors normally provide means to connect the screens of attached cables.</p>	<p>DIN</p> <p>Deutsches Institut für Normung. A German standards organization.</p>
	<p>Electromagnetic interference (EMI)</p> <p>General term describing the undesirable effects of the immission or emission of radio frequency fields.</p>
	<p>Funnel entry (restricted entry C146 D series)</p> <p>Flared or widened entrance to a conductor barrel permitting easier insertion of the conductor.</p>
	<p>Insertion or withdrawal force</p> <p>The force required to fully insert or withdraw a set of mated connectors without the effect of coupling, locking or similar devices. The insertion force is usually greater than the withdrawal force.</p>

Appendix

Connector Glossary

Insulation grip
The area of a crimp contact that has been reshaped around the insulation of the conductor by compression during the crimping operation.
Insulation resistance
The resistance of the insulation between two conductive elements, in particular, the resistance between two contacts or between a contact and a metallic housing or shield. Tested according to test 3a of IEC 60512-2 / DIN IEC 60512 Part 2.
Intermateable
Two connectors are intermateable when they are capable of being connected electrically and mechanically but without regard to their performance and intermountability.
Locator
In a crimping tool the device used for positioning a crimp contact or terminal end.
Mating cycle
One mating cycle comprises one insertion and one withdrawal operation. Term used in the definition of connector life.
Material group
Classification of insulation materials according to their CTI values (CTI = Comparative Tracking Index)
Overvoltage category
A numeral defining a transient overvoltage condition. Overvoltage categories I, II, III and IV are used.
Connector with braking capacity (CBC)
A component which may be engaged or disengaged in normal use, when live or under load. Note: In the sense of this document the term - live - is used if contacts are under voltage not necessarily with a current flowing across the contacts. The term - load - is used if a current is flowing across the contacts.
Rated current
A current value assigned by the manufacturer which the connector or PSD can carry continuously (without interruption) and simultaneously through all its contacts wired with the largest conductor preferably at an ambient temperature of 40 °C without the upper temperature being exceeded.
Shield, shielding
Shielding of internal or external electric fields by means of a plane with a uniform electric potential, formed by metal shells or metallic layers on the inside or outside of plastic shells. The shield is normally connected to the shielding braid of the cable and/or chassis ground.

Wire range
The range of wire cross sections which is compatible with the dimensions the terminals of the contact (wire barrel). The wire range is expressed in mm ² or in AWG numbers.

Appendix

Part Number Index

50-54931-1.....	35,39,43,47, 51,55,59,63, 67,71,75,79,97, 03,109,115,127, 137,145,153,163, 173,205,215,223	MA1EAP1700.....	165	MA2LAP1200.....	33,121	MA5CAE1700S-S2-KIT.....	65
50-54931-2.....	85,91,97,103, 109,115,195, 205,215,223, 227,231,235,239	MA1EAP1900.....	181	MA2LAP1200-KIT.....	33,121	MA5CAE1700S-S3-KIT.....	65
50-54931-3.....	227,231, 235,239	MA1JAE1200.....	45,130	MA2LAP1200S-KIT.....	33,121	MA5CAP1200-S1.....	41
65-80041.....	222	MA1JAE1600.....	61,147	MA2LAP1600.....	49,139	MA5CAP1200-S1-KIT.....	41
AF8.....	35,39,43,47,51,55, 59,63,67,71,75,79, 85,91,97,103,109, 115,119,127,137,145, 153,163,173,179,185, 195,205,215,223, 227,231,235,239	MA1JAE1700.....	77,166	MA2LAP1700.....	65,155	MA5CAP1200-S2.....	41
AFM8.....	35,39,43,47,51,55, 59,63,67,71,75,79, 97,103,109,115, 119,127,137,145, 153,163,173,179, 185,205,215,223	MA1JAE1900.....	181	MA2LAP1700-KIT.....	65,155	MA5CAP1200-S2-KIT.....	41
M300-25A.....	227,231, 235,239	MA1JAP1200.....	37,121	MA2LAP1700S-KIT.....	65,155	MA5CAP1200-S3.....	41
MA1CAE1200.....	121	MA1JAP1600.....	53,139	MA2LAP1900.....	175	MA5CAP1200-S3-KIT.....	41
MA1CAE1200-KIT.....	121	MA1JAP1700.....	69,156	MA3TNE1200-S1.....	129	MA5CAP1200S-S1-KIT.....	41
MA1CAE1200M-KIT.....	121	MA1JAP1900.....	175	MA3TNE1200-S2.....	130	MA5CAP1200S-S2-KIT.....	41
MA1CAE1600.....	139	MA1LAE1200.....	45,129	MA3TNE1200-S3.....	130	MA5CAP1200S-S3-KIT.....	41
MA1CAE1600-KIT.....	139	MA1LAE1200-KIT.....	45,129	MA3TNE1600-S1.....	147	MA5CAP1600-S1.....	57
MA1CAE1600M-KIT.....	139	MA1LAE1200S-KIT.....	45,129	MA3TNE1600-S2.....	147	MA5CAP1600-S2.....	57
MA1CAE1700.....	155	MA1LAE1600.....	61,147	MA3TNE1600-S3.....	147	MA5CAP1600-S3.....	57
MA1CAE1700-KIT.....	155	MA1LAE1600-KIT.....	61,147	MA3TNE1700-S1.....	165	MA5CAP1700-S1.....	73
MA1CAE1700M-KIT.....	155	MA1LAE1600S-KIT.....	61,147	MA3TNE1700-S2.....	165	MA5CAP1700-S1-KIT.....	73
MA1CAE1900.....	175	MA1LAE1700.....	77,165	MA3TNE1700-S3.....	166	MA5CAP1700-S2.....	73
MA1CAP1200.....	129	MA1LAE1700-KIT.....	77,165	MA3TNP1200-S1.....	121	MA5CAP1700-S2-KIT.....	73
MA1CAP1200-KIT.....	129	MA1LAE1700S-KIT.....	77,165	MA3TNP1200-S2.....	121	MA5CAP1700-S3.....	73
MA1CAP1200M-KIT.....	129	MA1LAE1900.....	181	MA3TNP1200-S3.....	121	MA5CAP1700-S3-KIT.....	73
MA1CAP1600.....	147	MA1LAP1200.....	121	MA3TNP1600-S1.....	139	MA5CAP1700S-S1-KIT.....	73
MA1CAP1600-KIT.....	147	MA1LAP1200-KIT.....	37,121	MA3TNP1600-S2.....	139	MA5CAP1700S-S2-KIT.....	73
MA1CAP1600M-KIT.....	147	MA1LAP1200S-KIT.....	37,121	MA3TNP1600-S3.....	139	MA5CAP1700S-S3-KIT.....	73
MA1CAP1700.....	165	MA1LAP1600.....	53,139	MA3TNP1700-S1.....	155	MA5RAE1201.....	41,129
MA1CAP1700-KIT.....	165	MA1LAP1600-KIT.....	53,139	MA3TNP1700-S2.....	156	MA5RAE1202.....	41,129
MA1CAP1700M-KIT.....	165	MA1LAP1600S-KIT.....	53,139	MA3TNP1700-S3.....	156	MA5RAE1601.....	57,147
MA1CAP1900.....	181	MA1LAP1700.....	69,155	MA4FSR-A8.5*.....	122,130, 140,148,156, 167,175,181	MA5RAE1602.....	57,147
MA1EAE1200.....	121	MA1LAP1700-KIT.....	69,155	MA4FSR-A10.5*.....	122,130, 140,148,156, 167,175,181	MA5RAE1701.....	73,165
MA1EAE1600.....	139	MA1LAP1700S-KIT.....	69,155	MA4FSR-A12.8*.....	122,130, 140,148,156, 167,175,181	MA5RAE1702.....	73,165
MA1EAE1700.....	155	MA1LAP1900.....	175	MA5CAE1200-S1.....	33	MA5RAE1901.....	181
MA1EAE1900.....	175	MA2CAE1200.....	121	MA5CAE1200-S1-KIT.....	33	MA5RAE1902.....	181
MA1EAP1200.....	129	MA2CAE1600.....	139	MA5CAE1200-S2.....	33	MA5RAP1201.....	33,121
MA1EAP1600.....	147	MA2CAE1700.....	155	MA5CAE1200-S2-KIT.....	33	MA5RAP1202.....	33,121
		MA2CAE1900.....	175	MA5CAE1200-S3.....	33	MA5RAP1601.....	49,139
		MA2CAP1200.....	129	MA5CAE1200S-S1-KIT.....	33	MA5RAP1602.....	49,139
		MA2CAP1600.....	147	MA5CAE1200S-S2-KIT.....	33	MA5RAP1701.....	65,155
		MA2CAP1700.....	165	MA5CAE1200S-S3-KIT.....	33	MA5RAP1702.....	65,155
		MA2JAE1200.....	41,129	MA5CAE1600-S1.....	49	MA5RAP1901.....	175
		MA2JAE1600.....	57,147	MA5CAE1600-S2.....	49	MA5RAP1902.....	175
		MA2JAE1700.....	73,165	MA5CAE1600-S3.....	49	MA6CG-S1.....	32,36,40,44, 49,53,57,61,64, 68,72,76,122,130, 140,148,156,167
		MA2JAE1900.....	181	MA5CAE1700-S1.....	65	MA6CG-S2.....	32,36,40,44, 49,53,57,61,64, 68,72,76,122,130, 140,148,156,167
		MA2JAP1200.....	33,121	MA5CAE1700-S1-KIT.....	65	MA6CG-S3.....	32,36,40,44, 49,53,57,61,64, 68,72,76,122,130, 140,148,156,167
		MA2JAP1600.....	49,139	MA5CAE1700S-S1-KIT.....	65	MA7CAE1200-S1.....	37
		MA2JAP1700.....	65,155	MA5CAE1700S-S2.....	65	MA7CAE1200-S1-KIT.....	37
		MA2JAP1900.....	175	MA5CAE1700S-S2-KIT.....	65	MA7CAE1200-S2.....	37
		MA2LAE1200.....	41,129	MA5CAE1700S-S3.....	65		
		MA2LAE1200-KIT.....	41,129	MA5CAE1700S-S3-KIT.....	65		
		MA2LAE1200S-KIT.....	41,129	MA5CAE1700S-S1-KIT.....	65		
		MA2LAE1600.....	57,147				
		MA2LAE1700.....	73,165				
		MA2LAE1700-KIT.....	73,165				
		MA2LAE1700S-KIT.....	73,165				
		MA2LAE1900.....	181				

Appendix

Part Number Index (con't)

MA7CAE1200-S2-KIT.....	37	MA7RAP1902.....	175	MB2LKNNG36.....	217	MB5JJN0900-S1.....	105
MA7CAE1200-S3.....	37	MB1CKN0600.....	187	MB2LLN0600.....	81,187	MB5JJN0900-S2.....	105
MA7CAE1200-S3-KIT.....	37	MB1CKN0600-KIT.....	187	MB2LLN0600-KIT.....	81,187	MB5JJN0900-S3.....	105
MA7CAE1200S-S1-KIT.....	37	MB1CKN0800.....	197	MB2LLN0800.....	93,197	MB5RJN0601.....	81,187
MA7CAE1200S-S2-KIT.....	37	MB1CKN0800-KIT.....	197	MB2LLN0800-KIT.....	93,197	MB5RJN0602.....	81,187
MA7CAE1200S-S3-KIT.....	37	MB1CKN0900.....	207	MB2LLN0900.....	105,207	MB5RJN0801.....	93,197
MA7CAE1600-S1.....	53	MB1CKN0900-KIT.....	207	MB2LLN0900-KIT.....	105,207	MB5RJN0802.....	93,197
MA7CAE1600-S2.....	53	MB1CKNNG36.....	217	MB2LLNNG36.....	217	MB5RJN0901.....	105,207
MA7CAE1600-S3.....	53	MB1EJN0600.....	187	MB2RJNNG36.....	217	MB5RJN0902.....	105,207
MA7CAE1700-S1.....	69	MB1EJN0800.....	197	MB3TNN0600-S1.....	187	MB6CG-S1.....	188,198, 208,217
MA7CAE1700-S1-KIT.....	69	MB1EJN0900.....	207	MB3TNN0600-S2.....	187	MB6CG-S2.....	188,198, 208,217
MA7CAE1700-S2.....	69	MB1EJNNG36.....	217	MB3TNN0600-S3.....	187	MB6CG-S3.....	188,198, 208,217
MA7CAE1700-S2-KIT.....	69	MB1GJN0600.....	187	MB3TNN0800-S1.....	197		
MA7CAE1700-S3.....	69	MB1GJN0800.....	197	MB3TNN0800-S2.....	197		
MA7CAE1700-S3-KIT.....	69	MB1GJN0900.....	207	MB3TNN0800-S3.....	197		
MA7CAE1700S-S1-KIT.....	69	MB1GJNNG36.....	217	MB3TNN0900-S1.....	207	MB7CKN0600-S1.....	87
MA7CAE1700S-S2-KIT.....	69	MB1JJN0600.....	187	MB3TNN0900-S2.....	207	MB7CKN0600-S1-KIT.....	87
MA7CAE1700S-S3-KIT.....	69	MB1JJN0800.....	197	MB3TNN0900-S3.....	207	MB7CKN0600-S2.....	87
MA7CAP1200-S1.....	45	MB1JJN0900.....	207	MB3XSN8HS1.....	117	MB7CKN0600-S2-KIT.....	87
MA7CAP1200-S1-KIT.....	45	MB1JJNNG36.....	217	MB3XSN8HS2.....	117	MB7CKN0600-S3.....	87
MA7CAP1200-S2.....	45	MB1LKN0600.....	187	MB3XSN8HS3.....	117	MB7CKN0600-S3-KIT.....	87
MA7CAP1200-S2-KIT.....	45	MB1LKN0600*.....	87	MB3ZSN8HS1.....	117	MB7CKN0800-S1.....	99
MA7CAP1200-S3.....	45	MB1LKN0800.....	197	MB3ZSN8HS2.....	117	MB7CKN0800-S1-KIT.....	99
MA7CAP1200-S3-KIT.....	45	MB1LKN0800*.....	99	MB3ZSN8HS3.....	117	MB7CKN0800-S2.....	99
MA7CAP1200S-S1-KIT.....	45	MB1LKN0900.....	207	MB4FSR-B10.3.....	188,198, 208,217,188, 198,208,217	MB7CKN0800-S2-KIT.....	99
MA7CAP1200S-S2-KIT.....	45	MB1LKN0900*.....	111			MB7CKN0800-S3.....	99
MA7CAP1200S-S3-KIT.....	45	MB1LKNNG36.....	217	MB4FSR-B14.5.....	188,198, 208,217,188, 198,208,217	MB7CKN0800-S3-KIT.....	99
MA7CAP1600-S1.....	61	MB1LLN0600.....	187			MB7CKN0900-S1.....	111
MA7CAP1600-S2.....	61	MB1LLN0600*.....	87			MB7CKN0900-S1-KIT.....	111
MA7CAP1600-S3.....	61	MB1LLN0600-KIT.....	87,187			MB7CKN0900-S2.....	111
MA7CAP1700-S1.....	77	MB1LLN0800.....	99,197	MB5CKN0600-S1.....	81	MB7CKN0900-S2-KIT.....	111
MA7CAP1700-S1-KIT.....	77	MB1LLN0800-KIT.....	99,197	MB5CKN0600-S1-KIT.....	81	MB7CKN0900-S3.....	111
MA7CAP1700-S2.....	77	MB1LLN0900.....	111,207	MB5CKN0600-S2.....	81	MB7CKN0900-S3-KIT.....	111
MA7CAP1700-S2-KIT.....	77	MB1LLN0900-KIT.....	111,207	MB5CKN0600-S2-KIT.....	81	MB7JJN0600-S1.....	87
MA7CAP1700-S3.....	77	MB1LLNNG36.....	217	MB5CKN0600-S3.....	81	MB7JJN0600-S2.....	87
MA7CAP1700-S3-KIT.....	77	MB1LLNNG36-KIT.....	217	MB5CKN0600-S3-KIT.....	81	MB7JJN0600-S3.....	87
MA7CAP1700S-S1-KIT.....	77	MB1RJNNG36.....	217	MB5CKN0800-S1.....	93	MB7JJN0800-S1.....	99
MA7CAP1700S-S2-KIT.....	77	MB1WSN8H00.....	117	MB5CKN0800-S1-KIT.....	93	MB7JJN0800-S2.....	99
MA7CAP1700S-S3-KIT.....	77	MB1YSN8H00.....	117	MB5CKN0800-S2.....	93	MB7JJN0800-S3.....	99
MA7RAE1201.....	45,130	MB2CKN0600.....	187	MB5CKN0800-S2-KIT.....	93	MB7JJN0900-S1.....	111
MA7RAE1202.....	45,130	MB2CKN0800.....	197	MB5CKN0800-S3.....	93	MB7JJN0900-S2.....	111
MA7RAE1601.....	61,147	MB2CKN0900.....	207	MB5CKN0800-S3-KIT.....	93	MB7JJN0900-S3.....	111
MA7RAE1602.....	61,147	MB2CKNNG36.....	217	MB5CKN0900-S1.....	105	MB7RJN0601.....	87,187
MA7RAE1701.....	77,166	MB2GJN0600.....	187	MB5CKN0900-S1-KIT.....	105	MB7RJN0602.....	87,187
MA7RAE1702.....	77,166	MB2GJN0800.....	197	MB5CKN0900-S2.....	105	MB7RJN0801.....	99,197
MA7RAE1901.....	181	MB2GJN0900.....	207	MB5CKN0900-S2-KIT.....	105	MB7RJN0802.....	99,197
MA7RAE1902.....	181	MB2GJNNG36.....	217	MB5CKN0900-S3.....	105	MB7RJN0901.....	111,207
MA7RAP1201.....	37,122	MB2JJN0600.....	187	MB5CKN0900-S3-KIT.....	105	MB7RJN0902.....	111,207
MA7RAP1202.....	37,122	MB2JJN0800.....	197	MB5JJN0600-S1.....	81	MC1CJN0600.....	228
MA7RAP1601.....	53,139	MB2JJN0900.....	207	MB5JJN0600-S2.....	81	MC1CJN0800.....	236
MA7RAP1602.....	53,139	MB2JJNNG36.....	217	MB5JJN0600-S3.....	81	MC1JJN0600.....	228
MA7RAP1701.....	69,156	MB2LKN0600.....	81,187	MB5JJN0800-S1.....	93	MC1JJN0800.....	236
MA7RAP1702.....	69,156	MB2LKN0800.....	93,197	MB5JJN0800-S2.....	93	MC1LKN0600.....	228
MA7RAP1901.....	175	MB2LKN0900.....	105,207	MB5JJN0800-S3.....	93	MC1LKN0800.....	236

Appendix

Part Number Index

MC1NJN0600.....	228	P30743-S1.....	207	SC000325.....	179,185
MC1NJN0800.....	236	P30743-S2.....	207	SC000326.....	179,185
MC2JJN0600.....	224	P30743-S3.....	207	SC000337.....	179,185
MC2JJN0800.....	232	P30744-S1.....	197	SC000338.....	179,185
MC2LKN0600.....	224	P30744-S2.....	197	SC000385.....	96,102,108, 114,119,204,214
MC2LKN0800.....	232	P30744-S3.....	197	SC000386.....	96,102,108, 114,119,204,214
MC2NJN0600.....	224	P30745-S1.....	187	SK2-2.....	35,39,43,47,51, 55,59,63,67,71,75, 79,97,103,109,115, 119,127,137,145, 153,163,173,179, 185,205,215,223
MC2NJN0800.....	232	P30745-S2.....	187		
MC2UPN0600.....	224	P30745-S3.....	187		
MC2UPN0800.....	232	P31660.....	35,39,47,55, 63,71,79,127,127, 137,145,153, 163,173,179,185		
MC3CG-S1.....	224,228, 232,236	P31661-06.....	85,195		
MC3CG-S2.....	224,228, 232,236	P31661-08.....	97,205		
MC3CG-S3.....	224,228, 232,236	P31661-09.....	109,215,223		
MC3CG-S4.....	224,228, 232,236	P31662.....	43,51,59,67,75		
MC3CG-S5.....	224,228, 232,236	SC000030.....	35,39,43,47, 51,55,59,63,67, 71,75,79,127,136, 145,153,162,172, 204,214,222		
MC3CG-S6.....	224,228, 232,236	SC000035.....	35,39,43,47, 51,55,59,63,67, 71,75,79,127,136, 145,153,162,172, 204,214,222		
MC3CG-S7.....	224,228, 232,236	SC000036.....	84,90,96,102, 108,114,194, 204,214,222		
MC4FSR-C18.5*.....	224,228, 232,236	SC000036-12.....	222		
MFX-3961.....	227,231, 235,239	SC000044.....	35,39,43,47, 51,55,59,63,67, 71,75,79,127,136, 145,153,162,172, 204,214,222		
P29687.....	35,39,43,47,51, 55,59,63,67,71, 75,79,85,91,97,103, 109,115,127,137,145, 153,163,173,179,185, 195,205,215,223	SC000045.....	194,204, 214,222		
P30663-06.....	85,91,195	SC000146.....	35,39,43,47, 51,55,59,63,67, 71,75,79,127,136, 145,153,162,172, 204,214,222		
P30663-08.....	103,205	SC000259.....	96,102,108, 114,119,204,214		
P30663-09.....	115,215,223	SC000260.....	84,90,96,102, 108,114,119, 194,204,214		
P30737-S1.....	155	SC000261.....	96,102,108, 114,119,204,214		
P30737-S2.....	155	SC000262.....	96,102,108, 114,119,204,214		
P30737-S3.....	155	SC000263.....	119		
P30738-S1.....	165	SC000264.....	119		
P30738-S2.....	165				
P30738-S3.....	165				
P30739-S1.....	121				
P30739-S2.....	121				
P30739-S3.....	121				
P30740-S1.....	129				
P30740-S2.....	129				
P30740-S3.....	129				
P30741-S1.....	139				
P30741-S2.....	139				
P30741-S3.....	139				
P30742-S1.....	147				
P30742-S2.....	147				
P30742-S3.....	147				

www.amphenol-sine.com**USA**

Amphenol Sine Systems
44724 Morley Drive
Clinton Township, MI 48036
Toll-Free: 1-800-394-7732
Fax: 1-586-465-1216
Email: csr@amphenol-sine.com
www.amphenol-sine.com

Germany

Amphenol Tuchel GmbH
August-Haeusser-Strasse 10
Heilbronn, 74080
Germany
Phone: 49(0)-7131-929-0
Fax: 49(0)-7131-929-486
Email: info@amphenol.de
www.amphenol.de

China

Amphenol Sine Systems
Building 21, 1st Liao Keng Industrial Zone,
Shi Yan Street, Bao An District, Shenzhen,
China 518180
Tel: 86-755-8173-8000 ext. 8098
Fax: 86-755-8173-8180
www.amphenol-sine.com.cn

USA

Amphenol Corporation
Corporate Headquarters
358 Hall Ave
Wallingford Ct 06492
Phone: (877) 267-4366
www.amphenol.com

United Kingdom

Amphenol LIMITED
Thanet Way, Whitstable
Kent CT5 3JF, United Kingdom
Phone: 44-1-227-773200
Fax: 44-1-227-276571
www.amphenol.co.uk

India

Amphenol INTERCONNECT INDIA
PRIVATE LTD
105 Bhosari Industrial Area
Pune 411 026, India
Phone: +91 20 67360304
Fax: +91 20 67360321
www.amphenol-in.com

Mexico

Prologacion Reforma 61-6 B2
Col. Paseo de las Lomas
C.P. 01330 Mexico DF, Mexico
Phone: 52-55-5258-9984
Fax: 52-55-5081-6890
Email: info@amphenolmexico.com
www.amphenolmexico.com

Australia

Amphenol AUSTRALIA PTY LIMITED
2 Fiveways Blvd., Keysborough
Melbourne, Victoria 3173 Australia
Phone: 613-8796-8888
Fax: 613-8796-8801
www.amphenol.com.au

Korea

Amphenol DAESHIN
558. Songnae-2 Dong. So Sa-Gu
Bucheon City, Gyeonggi-do,
Korea 422-818
Phone: 81-32-610-3800
Fax: 81-32-673-2507
Email: info@amphenol.co.kr
www.amphenol.co.kr

Argentina

Amphenol ARGENTINA
Avenida Callao 930
2nd floor Office B Plaza
C1023AAP Buenos Aires, Argentina
Phone: 54-11-4815-6886
Fax: 54-11-4814-5779
Email: info@amphenol.com.ar
amphenol.com.ar

Turkey

Amphenol International Ltd Turkey
Sun Plaza Kat. 15
Maslak Mah. Bilim Sok. No. 5
34398 Sisli / Istanbul – Turkey
Tel: +90 212 367.92.20
Fax: +90 212 367.92.21
www.amphenol.com.tr

Japan

Amphenol JAPAN
471-1, Deba, Ritto-city
shiga 520-3041, Japan
Phone: 81-77-553-8501
Fax: 81-77-551-2200
www.amphenol.co.jp

Brazil

Amphenol do Brasil Ltda
Rua Diogo Moreira, 132
20 Andar, Rooms 2001-2-3
CEP 05423-101
Sao Paulo - SP, Brazil
Phone: 55-11-3815-1003
Fax: 55-11-3815-1629
www.amphenol.com.br

South Africa

Amphenol International
Ltd South Africa
30 Impala Road
2196 Sandton, Chislehurst
South Africa
Phone: 27-11-783-9517
Fax: 27-11-783-9519
Email: sales@amphenolafrica.com
www.amphenol.com.za

Russia

Amphenol RUSSIA
8 Yaroslavskaja Street
129164 Moscow, Russia
Phone: 7495-937-6341
Fax: 7495-937-6319
www.amphenol.ru

France

Amphenol SOCAPEX
948, Promenade de l'Arve - BP 29
74311 Thyez CEDEX, France
Phone: 33(0)4-50-89-28-40
Fax: 33(0)4-50-96-29-75
www.amphenol-socapex.com