






# SPECIFICATIONS

**CUSTOMER** : \_\_\_\_\_  
**MODEL NO.** : **GFR128064OB-FPBE**  
**VERSION** : **C**  
**DATE** : **2023.02.21**  
**CERTIFICATION** : **ROHS**

Customer Sign	Approved By	Prepared By	Prepared By
			

晶發科技股份有限公司  
GI FAR TECHNOLOGY CO.,LTD

新北市樹林區東豐街 81 號

No. 81, Dongfeng St, Shulin District, 238034, New Taipei City, Taiwan, R.O.C.

TEL: +886-2-8684-1188 FAX: +886-2-8684-8532



## Revision Record

Data(y/m/d)	Ver.	Description	page
2017.07.25	A	New	
2019.08.21	B	更新規格書內容	
2023.02.21	C	更新公司抬頭認證圖示	



## CONTENTS

1.	Scope	-----	4
2.	Product Specifications	-----	4
2.1	General	-----	4
2.2	Mechanical Characteristics	-----	4
2.3	Absolute Maximum Ratings	-----	5
2.4	Electrical Characteristics	-----	5
2.5	Optical Characteristics Absolute maximum ratings	-----	5
2.6	Optical Characteristics	-----	6
2.7	LED Back-light Characteristics	-----	7
3.	Reliability	-----	8
4.	Interface Pin Description	-----	9
5.	RS232 Display Command	-----	10
6.	Notes	-----	12
7.	Operation Precautions	-----	12
8.	LCM Dimensions	-----	13
9.	Package information	-----	14
	Appendix : Inspection Standard		



## 1. SCOPE

This specification covers the engineering requirements for the GFR128064OB-FPBE liquid crystal module.

## 2. PRODUCT SPECIFICATIONS

### 2.1 General

- 128 × 64 dot matrix LCD
- FSTN, Positive mode LCD panel
- Transflective , Wide temperature type
- 6 o'clock
- Multiplexing driving : 1/64duty, 1/9bias
- Interface : RS232
- Backlight: Orange
- Baud Rate: 115200

### 2.2 Mechanical Characteristics

Item	Value	Unit
Number of dots	128 X 64	Dot
Dot size	0.3 X 0.27	mm
Dot pitch	0.33 X 0.23	mm
Module dimension	94.5(W) X 30.6(H) X (18)(T)	mm
Viewing Area	51.6(W) X 21.8(H)	mm
Active Area	42.21(W) X 19.17(H)	mm
INTERFACE	RS232	
Modify	開機畫面 	



## 2.3 Absolute Maximum Ratings (Without LED back-light)

Characteristic	Symbol	Unit	Value
Operating Voltage	$V_{DD}$	V	-0.3 to +7.0
Input Voltage	$V_{IN}$	V	-0.3 to $V_{DD}+0.3$

## 2.4 Electrical Characteristics (Without LED back-light)

Characteristic	Symbol	Condition	Min.	Typ.	Max.	Unit
Operating Voltage	DC5V- $V_{SS}$	--	4.5	5.0	5.5	V
Input Voltage	$V_{IH}$	--	0.7 $V_{DD}$	--	$V_{DD}$	V
	$V_{IL}$	--	$V_{SS}$	--	0.9	
Output Voltage	$V_{OH}$	$I_{OH}=-0.5mA$	0.8 $V_{DD}$	--	$V_{DD}$	V
	$V_{HL}$	$I_{OL}=0.5mA$	$V_{SS}$	--	0.2 $V_{DD}$	

## 2.5 Optical Characteristics Absolute maximum ratings

Item	Symbol	Rating	Unit
Operating temperature range	Top	-20~70	°C
Storage temperature range	Tst	-30~80	°C

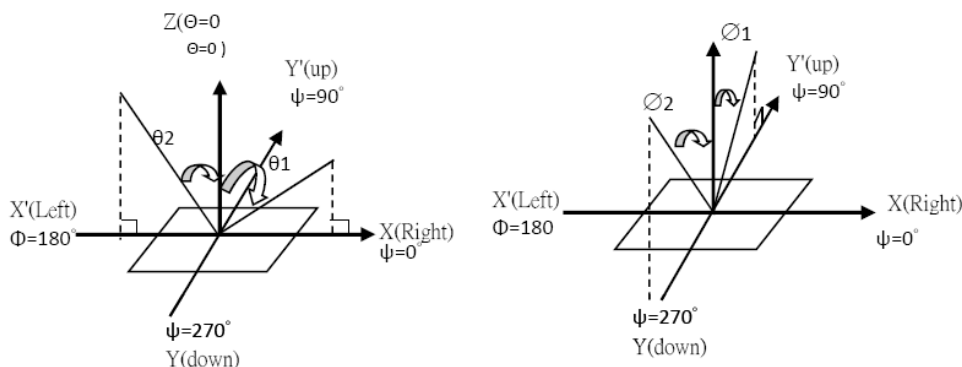


## 2.6. Optical Characteristics

1/64 duty, 1/9 bias, Vop=10V, Ta=25°C

Item	Symbol	Conditions	Min.	Typ.	Max	Reference
Driving voltage	Vop	--	9.7	10	10.3	
Viewing angle	$\theta 1 \rightarrow \theta 2$	$C \geq 2.0, \phi = 0^\circ C$	-30°	-	30	Note 1
	$\phi 1 \rightarrow \phi 2$	$C \geq 2.0, \theta = 0^\circ C$	-15	-	30	
Contrast	C	$\theta = 0^\circ, \phi = 0^\circ$	2	5	-	Note 2
Response time(rise)	ton	$\theta = 0^\circ, \phi = 0^\circ$	-	250	300	Note 3
Response time(fall)	toff	$\theta = 0^\circ, \phi = 0^\circ$	-	250	350	Note 3

Note 1: Definition of angles  $\theta$  and  $\phi$

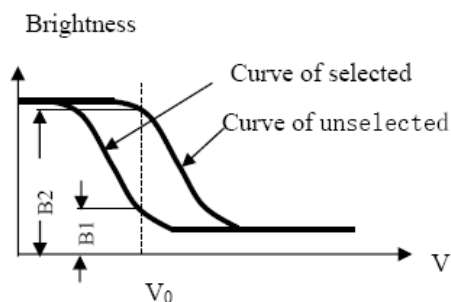


Note 2: Definition of contrast C

$$\text{Contrast Ratio} = B2/B1 =$$

Unselected state brightness

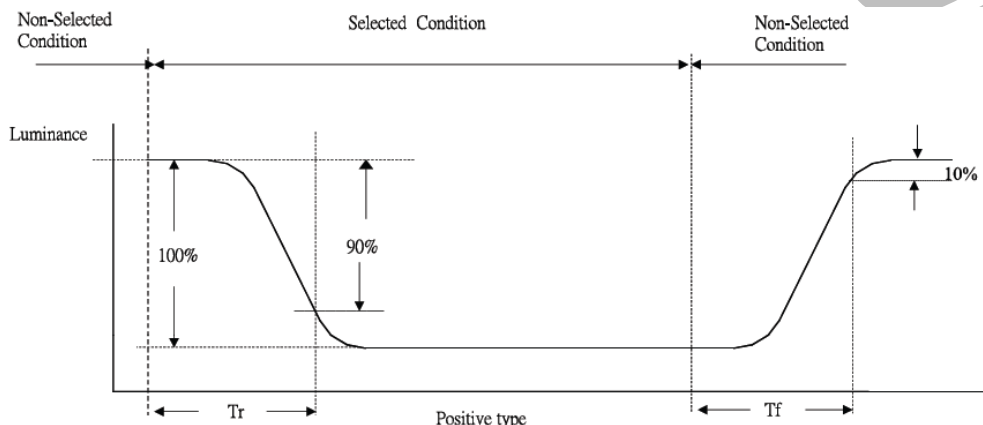
Selected state brightness



Measuring Conditions

- 1) Ambient Temperature: 25°C
- 2) Frame frequency: 60Hz
- 3)  $\theta_x = \theta_y = 0^\circ$

Note 3: Definition of response time





## 2.7 LED Back-light Characteristics

### 2.7.1 Electrical / optical specifications

Ta = 25°C

Item	Symbol	Condition	Min.	Typ.	Max.	Unit
Forward voltage	$V_f$	If=30mA, Orange	3.7	4.0	4.3	V
Luminous Intensity	$I_v$	If=30mA, Orange	250	375	--	cd/m <sup>2</sup>
Dominant Wave	$\lambda_D$	If=30mA, Orange	588	--	595	nm
Luminous Uniformity	$\Delta L_v$	If=30mA, Orange	70	--	--	%
Reverse Current	$I_R$	VR=5V, Orange	--	10	--	uA

Note: \* Measured at the bare LED back-light unit.

### 2.7.2 LED Maximum Operating Range

Item	Symbol	White	Unit
Power Dissipation	$P_{AD}$	189	mW
Forward Current	$I_F$	45	mA
Reverse Voltage	$V_R$	5	V



### 3. RELIABILITY

NO.	ITEM	CONDITION		STANDARD	NOTE
1	High Temp. Storage	80°C	120 hrs	Appearance Without defect	
2	Low Temp. Storage	-30°C	120 hrs	Appearance Without defect	
3	High Temp. & High Humi. Storage	40°C 90% RH	120 hrs	Appearance Without defect	
4	High Temp. Operating Display	70°C	120 hrs	Appearance Without defect	
5	Low Temp. Operating Display	-20°C	120 hrs	Appearance Without defect	
6	Thermal Shock	-20°C, 30min. → 70°C, 30min. ↑ (1cycle)		Appearance Without defect	10 cycles

\*\* Dissipation current, contrast and display functions

\*\* Polarizing filter deterioration, other appearance defects

\*\* The function test shall be conducted after 4hours storage at the normal temperature and humidity after remove from the test chamber.





## 4. Interface Pin Description

### Connector RS232

No	Signal	direction
1	VDD	DC 5V
2	GND	
3	RXD	LCM to PC
4	TXD	PC to LCM



## 5. RS232 Display Command

COMMAND	CODE DESCRIPTION(HEX)	FUNCTION DESCRIPTION
ESC DC2	1B 12	vertical scroll mode
ESC DC3	1B 13	horizontal scroll mode
ESC [ D	1B 5B 44	move cursor left
BS	08	move cursor left
ESC [ C	1B 5B 43	move cursor right
HT	09	move cursor right
ESC [ A	1B 5B 41	move cursor up
ESC [ B	1B 5B 42	move cursor down
LF	0A	move cursor down
ESC [ H	1B 5B 48	move cursor to home position
HOM	0B	move cursor to home position
ESC [ L	1B 5B 4C	move cursor to left-most position
CR	0D	move cursor to left-most position
ESC [ R	1B 5B 52	move cursor to right-most position
ESC [ K	1B 5B 4B	move cursor to bottom position
ESC I x y	1B 6C x y $00 \leq x \leq 0F$ $00 \leq y \leq 07$	Move cursor to specified position
ESC @	1B 40	initial display
CLR	0C	clear display screen
CAN	18	clear cursor line
ESC_n	1B 5F n n= 00,01	set cursor ON/OFF
ECS r n	1B 72 n n=00,01	Select / cancel reverse character.
ESC G [1024 bytes]	1B 47 n n = 1024 bytes	Download graphic to the LCD display
ESC S n	1B 53 n $01 \leq n \leq 10$	Save the graphic in layer n. (Operating time 100ms)
ESC P n	1B 50 n $01 \leq n \leq 10$	show the graphic saved in layer n.
ESC B n	1B 42 n n=00~07	Set Back Light
ESC TEST	1B 54 45 53 54	Returned " OK "( 4F 4B hex)
ESC VER	1B 56 45 52	Returned "Vn" n: version number (default: V4)



ESC R n	1B 52 n n=0024,0048,0096,0192 0384,0576, 1152	Set Baud Rate 0024(0x30h 0x30h 0x32h 0x34h) = 2400 Baud Rate 0048 = 4800 Baud Rate 0096 = 9600 Baud Rate 0192 = 19200 Baud Rate 0384 = 38400 Baud Rate 0576 = 57600 Baud Rate 1152 = 115200 Baud Rate  <b>(default Baud Rate: 115200)</b>
---------	---	--

### Keypad Mapping

Keypad	Character Return
LEFT	" B " (0x42h)
UP	" D " (0x44h)
ENTER	" E " (0x45h)
DOWN	" F " (0x46h)
RIGHT	" G " (0x47h)



## 6. NOTES

### ▪ Safety

- If the LCD panel breaks, be careful not to get the liquid crystal in your mouth. If the liquid crystal touches your skin or clothes, wash it off immediately using soap and plenty of water.

### Handling

- Avoid static electricity as this can damage the CMOS LSI.
- The LCD panel is plate glass; do not hit or crush it.
- Do not remove the panel or frame from the module.
- The polarizing plate of the display is very fragile; handle it very carefully

### Mounting and Design

- Mount the module by using the specified mounting part and holes.
- To protect the module from external pressure, leave a small gap by placing transparent plates (e.g. acrylic or glass ) on the display surface, frame, and polarizing plate
- Design the system so that no input signal is given unless the power-supply voltage is applied.
- Keep the module dry. Avoid condensation, otherwise the transparent electrodes may break.

### Storage

- Store the module in a dark place where the temperature is  $25\text{ }^{\circ}\text{C}\pm 10\text{ }^{\circ}\text{C}$  and the humidity below 65% RH.
- Do not store the module near organic solvents or corrosive gases.
- Do not crush, shake, or jolt the module (including accessories).

### Cleaning

- Do not wipe the polarizing plate with a dry cloth, as it may scratch the surface.
- Wipe the module gently with soft cloth soaked with a petroleum benzine.
- Do not use ketonic solvents (ketone and acetone) or aromatic solvents (toluene and xylene), as they may damage the polarizing plate.

## 7. OPERATION PRECAUTIONS

Any changes that need to be made in this specification or any problems arising from it will be dealt with quickly by discussion between both companies.

Quality warranty period: Within one year after shipment date (excluding abnormal usage way and abnormal environments.)



## 8. LCM Dimension

ROHS

**KEY:**  
1. color of Rubber: WHITE.  
2. color of text: BLACK.  
3. 上附磁漆

**KEY:**  
1. color of Rubber: WHITE.  
2. color of text: BLACK.  
3. 上附磁漆

**Dot Size**

PIN	NAME
1	VDD
2	GND
3	RXD
4	TXD

**INTERFACE**

**NOTES:**

1. DRIVE METHOD: 1/64DUTY, 1/9BIAS, VOP 10V.
2. VIEWING ANGLE: 6°CLOCK.
3. DISPLAY TYPE: FSTN/POSITIVE/TRANSFLECTIVE.
4. OPERATING TEMP: -20 TO 70°C.
5. STORAGE TEMP: -30 TO 80°C.
6. CONNECTION: ZEBRA.
7. BACK LIGHT: ORANGE.
8. INTERFACE: RS232
9. NOT DIMENSION TOLERANCES IS ±0.3

<b>日期</b>	170119	<b>版本</b>	00	<b>修改內容</b>	依GIE/DK0640-GPAEB02 改新按鈕 申請補底黑字，正式編號為: GFR1280640B-FPBE
<b>DATE</b>	2017.01.19	<b>REV</b>	00	<b>DRAWING NO.:</b>	R01-2017011903
<b>UNIT:</b> mm					
<b>SCALE:</b> 1/1	<b>Product:</b>	GFR1280640B-FPBE			
<b>DRAWN:</b>	<b>Hazel</b>	<b>CHECKED:</b>	<b>Donlin</b>	<b>PAGE:</b> 1/1	



## 9. PACKAGE INFORMATION

1	1 Tray	:	16 pcs (modules)
2	1 stack	:	7 tray +1 Cover tray
3	1 Carton	:	(1 Cover tray + 7 tray )x 2 stack
4	Total pcs	:	1 Carton (16pcs * 7tray * 2 stack) = 224 pcs
5	Carton size = NO. 17	:	495*315*435mm
6	Net weight	:	4.5 KG
7	Gross weight	:	8.7 KG

\*\* Packaging information \*\*

- 1 Tray = 16 pcs




- 1 stack= 7 tray+1 Cover tray

\*\*Each layer of tray should be staggered stacked



- 1 Carton = 2 stack, Total pcs = 224 pcs



出貨檢驗標準書  
Shipping inspection standard

核准 Approved by	審核 Checked by	作成 Made by
ANDY	JACKY	RUBY

**1.目的 Purpose :**

規範出貨產品之檢驗項目及判斷標準，確保產品出貨能滿足客戶要求。

Standardize the inspection items and judgment standards to ensure the products that shipped out can meet customer's requirements.

**2.範圍 Area :**

適用於出廠之所有產品。

Applicable to all products shipped from the factory.

**3.名詞解釋 Explanation of terms :**

3-1 主要缺陷：亦會造成功能缺失或嚴重外觀缺陷。

Major Defects: It also causes loss of function or serious appearance defects.

3-2 次要缺陷：稍有缺陷但不影響客戶使用。

Minor defect: Slightly defective but does not affect customer use.

**4.檢驗體制 Inspection system :**

4-1 抽樣計劃：依 ANSI/ASQ Z1.4 一般檢驗水準 II 之 正常檢驗一次抽驗方案。

Sampling plan: According to ANSI/ASQ Z1.4 general inspection level II the normal inspection one-time sampling plan.

4-2 允收水準 Acceptable Level : (AQL)

主要缺陷 Major defect : 0.4 %

次要缺陷 Minor defect : 0.65 %

**5.檢驗條件 Inspection conditions :**

5-1 使用相關之檢測儀器及測試、量測工具。

Use relevant testing instrument, testing and measuring tools .

5-2 環境要求：其條件需控制在常溫下  $23^{\circ}\text{C}\pm 3^{\circ}\text{C}$  及溼度 70%RH 以下。

Environmental requirements: The conditions should be controlled at room temperature  $23^{\circ}\text{C}\pm 3^{\circ}\text{C}$  and humidity below 70%RH.

5-3 外觀檢驗：須在  $380\pm 20\%$  LUX 的白色日光燈下，其目視距離需於產品離  $30\pm 5$  cm 檢驗。

Appearance inspection: Under the white fluorescent lamp of  $380\pm 20\%$  LUX , the visual distance shall be checked above the product  $30 \pm 5$  cm.

5-4 電性測試 Electrical Testing :

5-4-1 有背光之產品需關燈並在  $5\sim 300\text{Lux}\pm 3\%$  下檢驗。

The products with backlight should be tested at  $5\sim 300\pm 3\%$  Lux.

5-4-2 無背光之產品需開燈並在  $60\sim 300\text{Lux}\pm 3\%$  白色日光燈下檢驗。

Products without backlight need to be turned on and tested under  $60\sim 300 \pm 3\%$  LUX white fluorescent lamps .

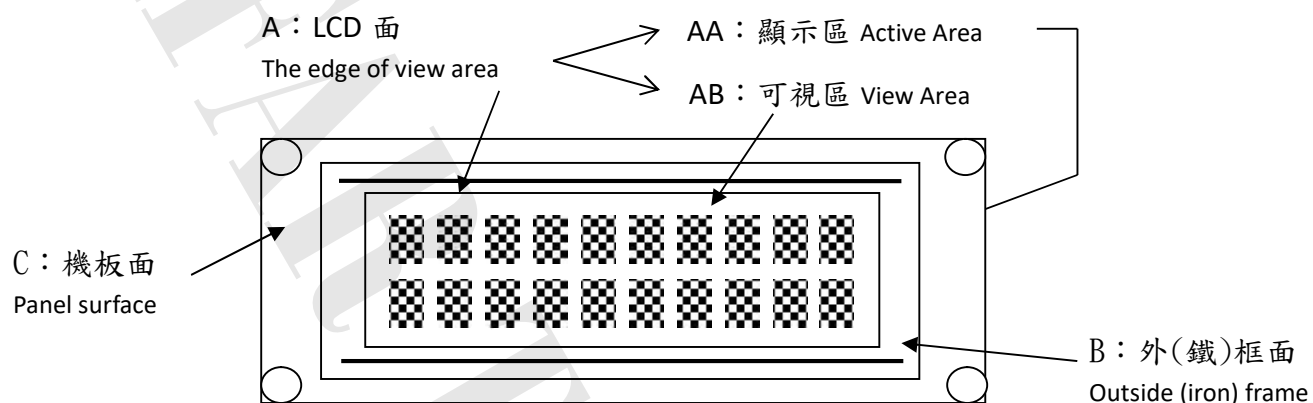
5-5 檢查視角依產品視角方向。

Check the viewing angle according to the product viewing angle.

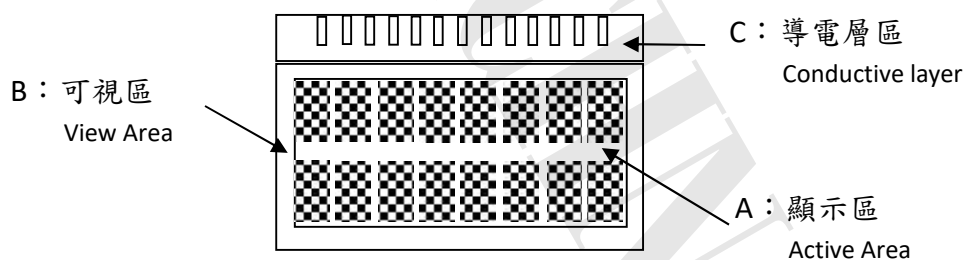


5-6 其不良現象檢視區域 Bad phenomenon View area

5-6-1 適用種類 Applicable category : COB、TFT

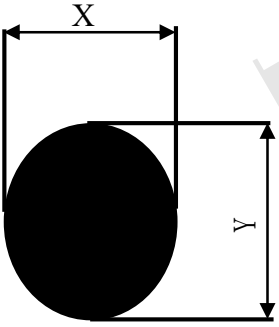
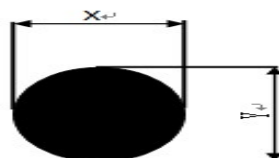
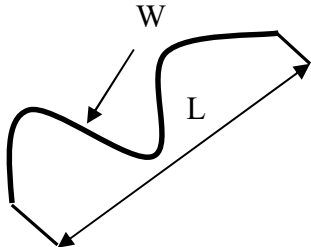


5-6-2 適用種類 Applicable category : COG、TAB、TN



6. 檢驗標準 Inspection standards

COB

種類 Category		COB																			
編號 No.	檢驗項目 Item	檢驗內容及判定標準 Inspection Content & Standard	區域 Zone	類別 Category	缺陷等級 Level																
1	點類(一) Dot (1)	黑點、刺傷...等圓狀 Black dot、Stab...and other round shape  $\varphi = \frac{(X + Y)}{2}$ 	兩點距離須超過 5 mm Two points have to be $\geq 5$ mm  <table border="1"> <thead> <tr> <th><math>\varphi</math> (mm)</th> <th>允收數 Acceptance Qty</th> </tr> </thead> <tbody> <tr> <td><math>\phi \leq 0.1</math></td> <td>無視 Ignore</td> </tr> <tr> <td><math>0.1 &lt; \phi \leq 0.25</math></td> <td>3</td> </tr> <tr> <td><math>0.25 &lt; \phi \leq 0.3</math></td> <td>1</td> </tr> <tr> <td><math>\phi &gt; 0.3</math></td> <td>0</td> </tr> </tbody> </table>	$\varphi$ (mm)	允收數 Acceptance Qty	$\phi \leq 0.1$	無視 Ignore	$0.1 < \phi \leq 0.25$	3	$0.25 < \phi \leq 0.3$	1	$\phi > 0.3$	0	A	外觀 Appearance	次要 Minor AQL0.65%					
		$\varphi$ (mm)	允收數 Acceptance Qty																		
$\phi \leq 0.1$	無視 Ignore																				
$0.1 < \phi \leq 0.25$	3																				
$0.25 < \phi \leq 0.3$	1																				
$\phi > 0.3$	0																				
其點位於側邊 無視 The dot is located on the side(B area)-OK  <table border="1"> <thead> <tr> <th><math>\varphi</math> (mm)</th> <th>允收數 Acceptance Qty</th> </tr> </thead> <tbody> <tr> <td><math>\phi \leq 0.3</math></td> <td>無視 Ignore</td> </tr> <tr> <td><math>0.3 &lt; \phi \leq 0.5</math></td> <td>3</td> </tr> <tr> <td><math>0.5 &lt; \phi \leq 1</math></td> <td>1</td> </tr> <tr> <td><math>\phi &gt; 1</math></td> <td>0</td> </tr> </tbody> </table>	$\varphi$ (mm)	允收數 Acceptance Qty	$\phi \leq 0.3$	無視 Ignore	$0.3 < \phi \leq 0.5$	3	$0.5 < \phi \leq 1$	1	$\phi > 1$	0	B	外觀 Appearance	次要 Minor AQL0.65%								
$\varphi$ (mm)	允收數 Acceptance Qty																				
$\phi \leq 0.3$	無視 Ignore																				
$0.3 < \phi \leq 0.5$	3																				
$0.5 < \phi \leq 1$	1																				
$\phi > 1$	0																				
2	點類(二) Dot (2)	氣泡、凹凸點 Bubble、Uneven dots  $\varphi = \frac{(X + Y)}{2}$ 	兩點距離須超過 5 mm Two points to be $\geq 5$ mm  <table border="1"> <thead> <tr> <th><math>\varphi</math> (mm)</th> <th>允收數 Acceptance Qty</th> </tr> </thead> <tbody> <tr> <td><math>\phi \leq 0.2</math></td> <td>無視 Ignore</td> </tr> <tr> <td><math>0.2 &lt; \phi \leq 0.5</math></td> <td>2</td> </tr> <tr> <td><math>\phi &gt; 0.5</math></td> <td>0</td> </tr> </tbody> </table>	$\varphi$ (mm)	允收數 Acceptance Qty	$\phi \leq 0.2$	無視 Ignore	$0.2 < \phi \leq 0.5$	2	$\phi > 0.5$	0	A	外觀 Appearance	次要 Minor AQL0.65%							
$\varphi$ (mm)	允收數 Acceptance Qty																				
$\phi \leq 0.2$	無視 Ignore																				
$0.2 < \phi \leq 0.5$	2																				
$\phi > 0.5$	0																				
3	線類 Line	刮傷、毛屑...等線狀 Scratch、Fiber.. and other linear shape.  	<table border="1"> <thead> <tr> <th>L (mm)</th> <th>W (mm)</th> <th>允收數 Acceptance Qty</th> </tr> </thead> <tbody> <tr> <td>--</td> <td><math>W \leq 0.02</math></td> <td>無視 Ignore</td> </tr> <tr> <td><math>L \leq 5</math></td> <td><math>W \leq 0.03</math></td> <td>3</td> </tr> <tr> <td><math>L \leq 3</math></td> <td><math>W \leq 0.05</math></td> <td>2</td> </tr> <tr> <td><math>L &gt; 5</math></td> <td><math>W &gt; 0.05</math></td> <td>0</td> </tr> </tbody> </table>	L (mm)	W (mm)	允收數 Acceptance Qty	--	$W \leq 0.02$	無視 Ignore	$L \leq 5$	$W \leq 0.03$	3	$L \leq 3$	$W \leq 0.05$	2	$L > 5$	$W > 0.05$	0	A	外觀 Appearance	次要 Minor AQL0.65%
L (mm)	W (mm)	允收數 Acceptance Qty																			
--	$W \leq 0.02$	無視 Ignore																			
$L \leq 5$	$W \leq 0.03$	3																			
$L \leq 3$	$W \leq 0.05$	2																			
$L > 5$	$W > 0.05$	0																			
4	底色 Background color	同批供貨不能有明顯色差 No obvious color difference allowed in same shipment. (必要時與客端制定限度樣) (According to the gold samples if necessary)	A	外觀 Appearance	次要 Minor AQL0.65%																

5	零件位置 Parts position	與工程 BOM 上標示不符 拒收 Different with the BOM marked Reject	C	外觀 Appearance	主要 Major AQL 0.4%
6	板面潔淨 FPC/PCB's surface is clean	※ 焊接面上附著錫渣、珠 拒收 Solder side has tin slag, beads or particle Reject ※ 焊接面上附著於過多錫油 拒收 Solder side has too much tin oil Reject	C	外觀 Appearance	次要 Minor AQL0.65%
7	點、線類 (三) Dot、Line (3)	※ 於全黑、白畫面下看見之區塊狀或線狀不良 拒收 There is a block or linear in the view area under the screen is whole black or white. Reject ※ 但依 2% ND Filter 遮蓋無視 允收 But after inspecting by 2% ND Filter without seeing block or linear, it is confirmed Acceptance	AA	電訊 Electronics	次要 Minor AQL0.65%
8	點、線類 (四) Dot、Line (4)	畫面中顯示出現黑、白、亮、異色點或線狀 There is a black, white, bright or other dot or lines showing in the view area. ※ 依編號 1、3 之判定標準 According to the inspection standard: No. 1 and 3.	AA	電訊 Electronics	次要 Minor AQL0.65%
9	缺字 Lack of characters	顯示時畫面缺少部份字元 拒收 Lacking part of characters in the view area. Reject	AA	電訊 Electronics	主要 Major AQL 0.4%
10	無動作 No reaction	顯示畫面一直處於起始畫面而無法進行切換 拒收 The display (view area) always shows in the initial screen and can't be switched to others. Reject	AA	電訊 Electronics	主要 Major AQL 0.4%
11	無畫面 No display	通電後，完全無任何畫面顯示 拒收 After connecting to the power, there is no display. Reject	AA	電訊 Electronics	主要 Major AQL 0.4%
12	斷線 Broken line	顯示畫面中少直、橫線 拒收 There is a lack of vertical or horizontal lines in the view area. Reject	AA	電訊 Electronics	主要 Major AQL 0.4%
13	CROSS TALK	顯示畫面時有局部之條紋或拖影 There are some stripes or shadow/smear showing in the view area. 拒收或與客端簽訂限度樣 Reject or inspect according to the golden sample	AA	電訊 Electronics	次要 Minor AQL0.65%

14	I CON	顯示畫面缺少部份顯示圖案 拒收 Lack of partial ICON in the view area. Reject	AA	電訊 Electronics	主要 Major AQL 0.4%
15	深淺不一 Color difference	顯示畫面的對比，比其他顯示深或淺並依電氣規格(VOP) 值判定 The contrast of display is obviously lighter or darker than others and according to the VOP value in the electronics specification. 拒收或與客端簽訂限度樣 Reject or inspect according to the golden sample	AA	電訊 Electronics	次要 Minor AQL0.65%
16	畫面異常 Abnormal screen	通電後畫面出現未定義之電訊不良現象 拒收 After connecting to the power, there is an undefined electronics appearance showing in the view area. Reject	AA	電訊 Electronics	主要 Major AQL 0.4%
17	背光色不均 Uneven color of backlight	※ 點亮後 LED 有明暗不均現象依其均勻度判定 拒收 After lighting LEDs have brightness and darkness uneven the determined according to its uniformity. Reject ※ 點亮後 LED 色澤不一致 拒收 LED color is inconsistent after lighting Reject	A	電訊 Electronics	次要 Minor AQL0.65%
18	亮度不足 Lack of brightness	波長、色座標、輝度與圖面標示定義不符 拒收 Wave length, chromatic coordinates, brightness don't correspond to the definition of the drawing. Reject	A	電訊 Electronics	次要 Minor AQL0.65%
19	尺寸量測 Size Measurement	未依圖面上標示 拒收 No correspond to the indication on the drawing. Reject	ALL	外觀 Appearance	主要 Major AQL 0.4%
20	其他 Other	如發現有上述未定義之不良則與客端簽訂限度樣 If there is another undefined defective situation. It will be listed as others. The inspection standard is according to the golden sample.	ALL	電訊 Electronics 外觀 Appearance	次要 Minor AQL0.65%