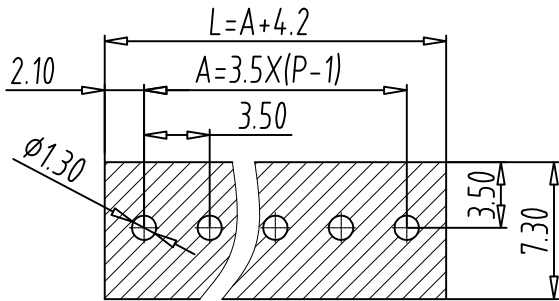
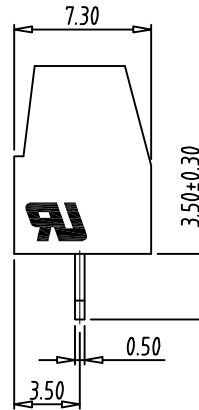
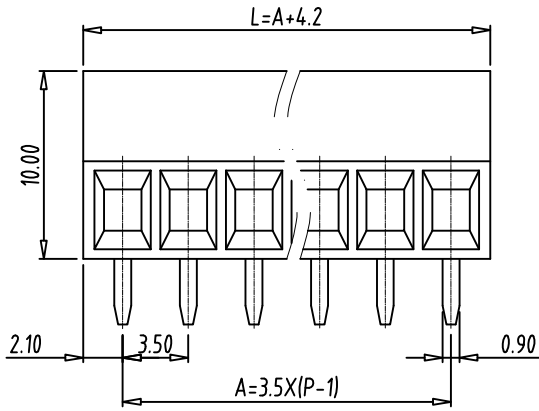
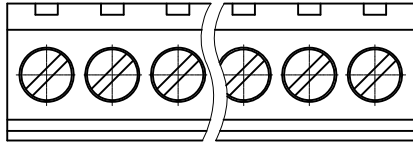


Transfer or duplication of this document as well as the utilisation or communication of its content are not permitted unless express consent is granted. Violations give rise to claims for damages. All rights reserved in case of patent, utility model or design patent registrations.

△	DESCRIPTION	CHK.	DATE
SIGN			



PCB LAYOUT

Technical data

- 1.Nominal voltage: 300V/10A  
PITCH:3.5 mm
- 2.Connection capacity:  
AWG 26 -16
- 3.Insulation Withstanding Voltage:  
AC 2000V/MIN
- 4.Insulation Resistance:  
500MΩ or more at DC500V
- 5.Tightening torque: 0.2 Nm
- 6.Screw thread: M3
- 7.Stripping length: 5-6mm
- 8.Operating temperature range:-40°C- 105°C  
Soldering temperature:250°C/5s
- 9.Safety approval:
- 10.RoHS Compliance

Part No.: OSTVQXX1150

No. of Poles	COLOR
02 2 Poles	0: Black
03 3 Poles	2: Red
...	3: Orange
24 24 Poles	4: Yellow
	5: Green (Standard)
	6: Blue
Nonstandard colors Mins could apply	8: Grey

5	CONTACT	BRASS	t=0.5mm Tin PLATED	1/2P	
4	CONTACT	BRASS	t=0.5mm Tin PLATED	1/2P	
3	SCREW	STEEL	M3×0.5, Zn Plated	P	
2	CAGE	BRASS	M3×0.5, Ni PLATED	P	
1	BODY	PA66 UL94V-0	ALL COLOR	1	
ITEM	NAME OF PART	MATERIAL	NOTES	Q"TY	
DWG	WF. Zhang	DATE 2018.10.08	UNITS: MM	SHEET: 1 OF 1	Tolerance
CHK.	WF. Zhang	DATE 2018.10.08	SCALE: NONE 2:1 ( : )	REV: A	X. ±0.50
APP.		DATE	TITLE: OSTVQ Series 3.5 mm solid block dip solder with cover		X.XX ±0.30
			PART NO. OSTVQXX1150		X* ±1°
			DWG NO. OSTVQXX1150.dwg		



ON-SHORE TECHNOLOGY, INC.