




APPLICATOR PARTS LIST

TYPE  
SIDEFEED, PIGTAIL MINIATURE  
AMPLIVAR SPLICE

30°  
ROTATED AMP INCORPORATED  
HARRISBURG, PENNA.

NO.	DESCRIPTION	REQ.	PART NO.	NO.	DESCRIPTION	REQ.	PART NO.
1	WIRE CRIMPER	1	1-452127-3	42	PLATE, FEED	1	452117-2
2	INS. CRIMPER			43			
3	ANVIL	1	1-551379-3	44	SLIDE, SHEAR	1	452112-1
4	ANVIL SPACER			45	SPRING, COMP	1	24017-3
5	SHEAR BLADE	1	460663-3	46	PLATE, RETAINING	1	463215-2
6	REAR SHEAR PLATE	1	452129-1	47			
7	SHEAR BLADE SPACER			48			
8	FRONT SHEAR PLATE			49			
9	REAR ANVIL SPACER PLT.			50	PLATE, GUIDE RAIL	1	452118-1
10	FRONT ANVIL SPACER PLT.			51	RAIL, GUIDE	1	452119-2
11	TOOL SPACER 	1	684744-1	52	SPRING, COMP	3	1-22278-2
12	CRIMP SPACER			53	COVER, GUIDE RAIL	1	452120-1
13	FRONT STRIP GUIDE			54	SPACER STRIP GUIDE	1	452122-1
14	REAR STRIP GUIDE	1	452121-1	55	PLATE, SPACER MT	1	452123-1
15	RAM			56			
16	TOOL HOLDER			57	WASHER	2	371178
17	ADJ. CRIMP MOUNT			58	WASHER	1	551403-1
18	ADJ. BLOCK			59			
19	APPLICATOR MOUNT ASSY.			60			
20	BASE PLATE	1	452110-1	61			
21	BASE BLOCK	1	452111-1	62			
22	STRIP GUIDE PLATE			63			
23	ANVIL HOLDER			64			
24	AUX. ANVIL HOLDER			65	TENSION ADJ PLATE	1	374999
25	STRIPPER	1	689137-1		MISCELLANEOUS		
26	STRIPPER MOUNT			66	1" AIR FEED ASSEMBLY	1	690021-1
27	RETAINER PLATE			67	LUBRICATOR ASSEMBLY	1	465184-2
28	STRIPPER MOUNT BRACKET			68	TERMINAL LUBRICANT	REF	852931-2
29	STRIPPER BUSHING			69	SPACER, AIR FEED	1	460590-1
30	STOCK DRAG	1	387650	70			
31	STOCK DRAG HANDLE			71	SCREW, DRIVE #2x.19	2	21017-2
32	STOCK DRAG STUD			72	PLATE, IDENTIFICATION	1	464249-1
33	STOCK DRAG SPRING	1	373469		REV. REVISION RECORD	DATE	BY
34	STOCK DRAG ADJ. SCREW				A	REVISED	12-10-91
35	FEED FINGER HOLDER	1	386942				
36	FEED FINGER	1	473739-1				
37	FEED FINGER TIP	1	551392-1				
38	FEED FINGER SPACER						
39	BASE CASTING	1	565147-2				
40	GUARD	1	460374-2				
41							

CRIMPING DATA				TERMINAL
TO APPLY TERMINAL				63621-1
WIRE SIZE	CRIMP HEIGHT			
CRIMP WIRE	SIZE .042	TYPE F	FEED	
INSUL.			.330	
SLEEVED				
INSULATION RANGE	WIRE RANGE			
	100 TO 300			
EXPLODED VIEW				
A 6035-3 6035-4				
REMARKS:				
FLAT ANVIL W/R				
 PLACE ITEM 11 BETWEEN RAM AND ALIGNMENT GAGE TO ALIGN APPLICATOR.				
■ DENOTES WEARING PARTS RECOMMEND PURCHASE REPLACEMENT				
THIS APPLICATOR IS TO BE USED ON				
AMP-O-ELECTRIC 565435-4				
AMP-O-MATIC AIR FEED				
ALIGN GA 680229 				DIST. 4
SERIAL NO.		DATE SHIPPED		DESIGNED 9-26-91
CUSTOMER NAME AND ADDRESS				CHK'D 10-7-91
				APPROV 10-2-91
				SHEET 1 OF 2
APPLICATOR NUMBER	REV. A	566369-1		

## APPLICATOR PARTS LIST (BOLT, NUT, SCREW, WASHER etc.)

NO.	DESCRIPTION	SIZE	LGTH.	REQ.	PART NO.	NO.	DESCRIPTION	SIZE	LGTH.	REQ.	PART NO.
101	SCR, SHC, SHEAR PLATE	*4-40	.25	6	1-21000-3	142					
102	SCR, SHC, GUIDE RAIL	*4-40	.25	REF	1-21000-3	143					
103	SCR, SHC, STRIP SPACER	*4-40	.25	REF	1-21000-3	144	PIN, ROLL - GUIDE RAIL	.062 DIA	.25	2	21028-2
104	SCR, SHC, SHEAR BLADE	*6-32	.38	4	1-21000-9						
105	SCR, SHC, STRIPPER	*6-32	.38	REF	1-21000-9						
106	SCR, SHC, SPACER MT	*8-32	.38	4	2-21000-6						
107	SCR, SHC, GUIDE RAIL	*8-32	.38	REF	2-21000-6						
108											
109	SCR, SHC, RET. PLATE	*8-32	.62	4	2-21000-8						
110	SCR, SHC, TEN ADJ. PLATE	*8-32	.25	1	2-21000-5						
111	SCR, SHC, STRIP GUIDE	*10-32	.38	4	3-21000-4						
112	SCR, SHC, ANVIL	*10-32	.38	REF	3-21000-4						
113	SCR, SHC, FEED PLATE	*10-32	.50	3	3-21000-5						
114	SCR, SHC, FEED FINGER	*10-32	.50	REF	3-21000-5						
115	SCR, SHC, DRAG	*10-32	2.00	1	4-21000-3						
116	SCR, SHC, MTG. BLOCK	1/4-20	.50	3	21001-2						
117	SCR, SHC, CRIMPER	1/4-20	.62	2	21001-4						
118											
119	SCR, SHC, BASE PLATE	5/16-18	1.25	1	2-21001-1						
120											
121	SCR, BUT. HDC, WIRE GUIDE	*4-40	.25	2	1-21002-3		APPLICATOR ONLY TO INCLUDE				
122											
123											
124											
125	SCR, SOX SET, FEED FINGER	*5-40	.12	1	8-21006-7						
126											
127											
128							NOTES:				
129	SCR, HEX HD, BASE PLATE	3/8-16	1	2	3-21015-1						
130											
131											
132											
133											
134											
135	NUT, SELF-LOCKING DRAG	*10-32	—	1	21126-3						
136											
137											
138	WASHER, FLAT - TENS ADJ PLATE	*8	—	1	21055-6						
139											
140	WASHER, FLAT - DRAG	*10	—	1	21055-7						
141											

REV.	APPLICATOR PART LIST		SHEET
A	566369-1	2 of 2	