

Table with columns: PART NUMBER, REV, FIRST USED, CENTER STRIP, AIR PRE FEED. Includes parts 1385157-1 through 1385157-4.

OBSELETE

Table: TERMINAL NAME: GROUNDING CLIP. Includes terminal number 1217372.

- 1 RECOMMENDED SPARE PARTS.
2 GREASE LIGHTLY.
3 LUBRICATE DAILY USING NO. 20 MACHINE OIL.
4 DO NOT EXCEED 80 C.P.M. WITH THIS APPLICATOR.
5 AFTER ASSEMBLY OF APPLICATOR, PROPER SPRING PRESSURE (ITEM 119) CAN BE OBTAINED BY TIGHTENING BOLT (ITEM 112) UNTIL CONTACT IS MADE WITH SPACER (ITEM 118) THEN TIGHTEN AN ADDITIONAL 3 REVOLUTIONS. LOCK SET SCREW (ITEM 113) TO PREVENT BOLT LOOSENING.
6 ITEM NOT SHOWN ON DWG
7 USE ON LEADMAKERS WITH MODEL "T" TERMINATION UNITS.
8 USE ON LEADMAKERS WITH MODEL "G" TERMINATION UNITS.
9 PLACE ITEM 140 UNDER THUMBSCREWS FOR TERMINAL LEADIN INTO GUARDS (BENCH MODEL "G" ONLY)
10 USE ONLY 1 SCREW (ITEM 150) ON LEADMAKERS WITH MODEL "T" TERMINATING UNITS
11 GUARD MUST BE IN PLACE WHEN OPERATING APPLICATOR IN BENCH MACHINE.
12 POSITION ITEM 62 SO THAT TOP OF THE SET SCREW IS FLUSH WITH THE TOP OF THE RAM.
13 CRIMP HEIGHTS LISTED IN 114-2129 SPEC DO NOT APPLY TO THIS TERMINAL.
14 NOT RECOMMENDED FOR LEADMAKER.

Table: CRIMPING DATA. Includes columns: PAD LETTER, CRIMP HEIGHT, WIRE SIZE, STRIP LENGTH. Lists crimping specifications for pads A, B, C, D.

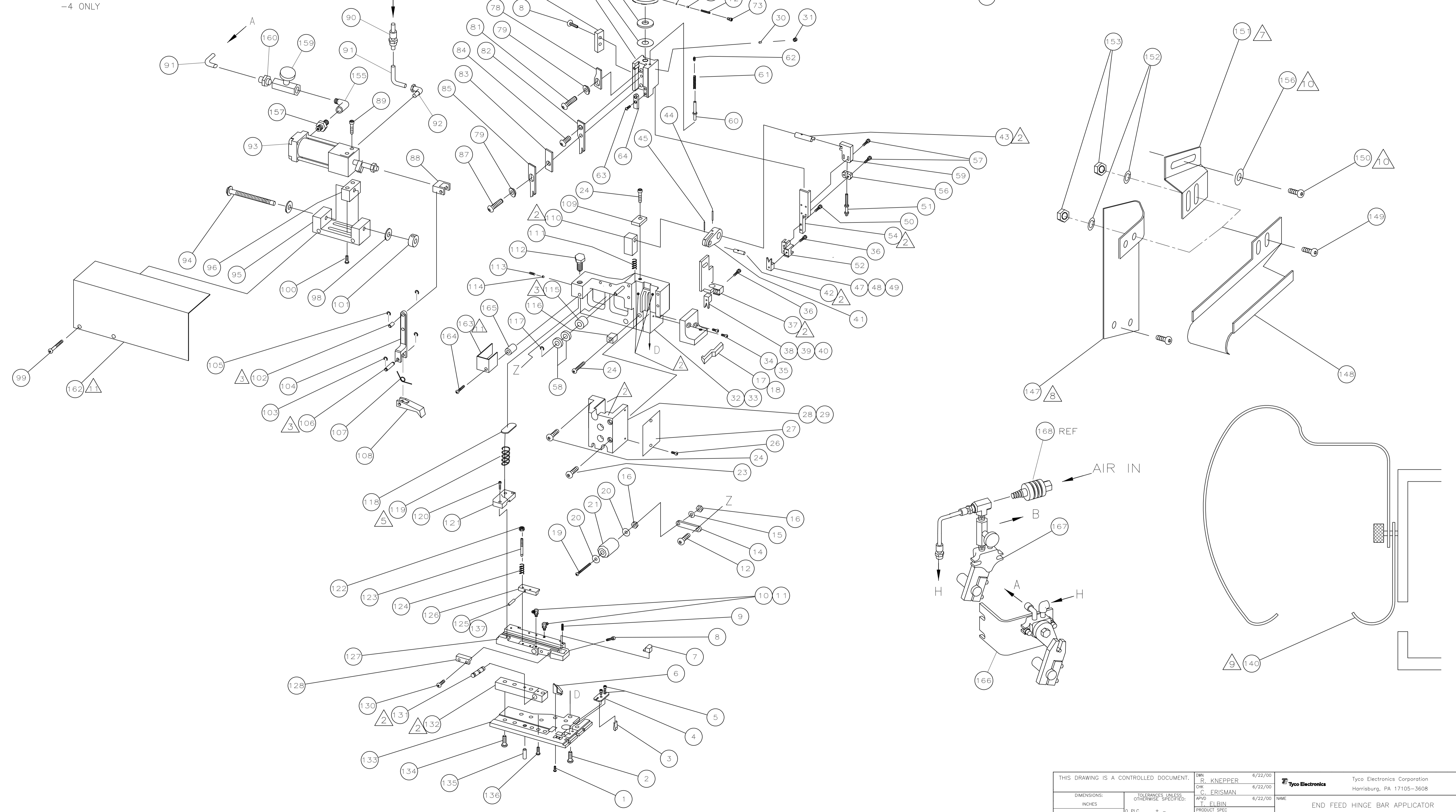
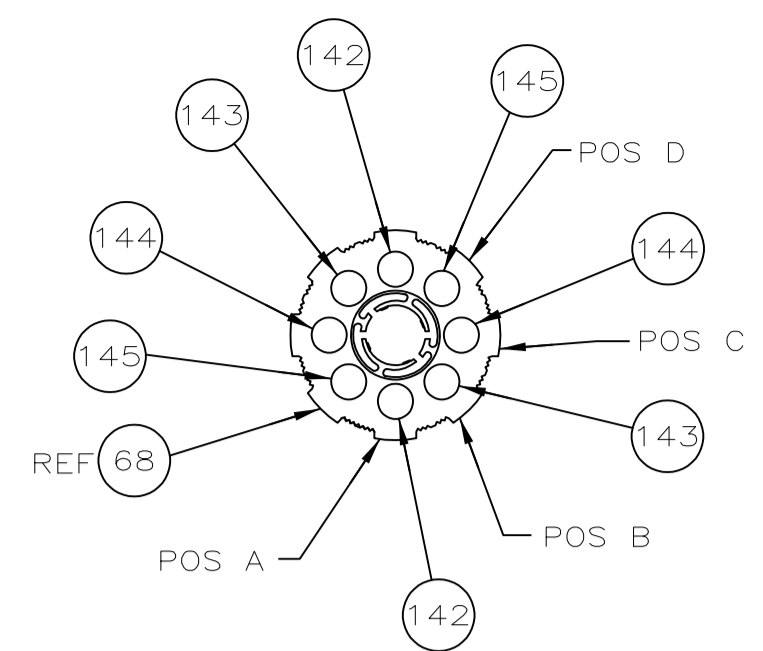
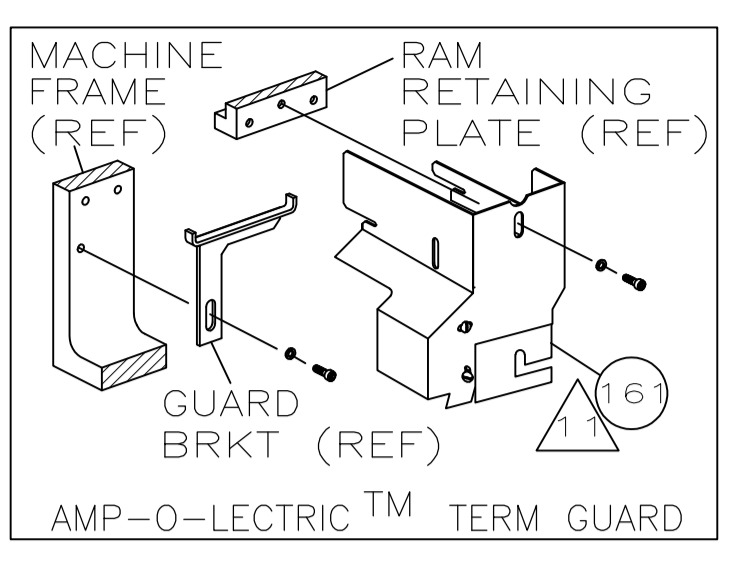
15. TERM 63575 MAY RUN ON THIS APPLICATOR BY USING THE FOLLOWING CRIMP HEIGHTS:
14 AWG .090 CRIMP HT
16 AWG .085 CRIMP HT
18 AWG .075 CRIMP HT

Main parts list table with columns: QTY REQD PER ASSY, PART NO, DESCRIPTION, ITEM NO. Lists various components like CAM, STRIP BLADE, VALVE, SHUT OFF, AIR FEED VALVE ASSY, etc.

Main parts list table (continued) with columns: QTY REQD PER ASSY, PART NO, DESCRIPTION, ITEM NO. Lists components like GUIDE, TERMINAL (BENCH G ONLY), PLATE, BASE, PIN, SLOTTED SPRING, etc.

Main parts list table (continued) with columns: QTY REQD PER ASSY, PART NO, DESCRIPTION, ITEM NO. Lists components like BALL, STEEL, DISC, INSULATION, WIRE DISC, PLASTIC, WASHER, PRECISION, etc.

Technical drawing footer containing: THIS DRAWING IS A CONTROLLED DOCUMENT, DIMENSIONS INCHES, TOLERANCES UNLESS OTHERWISE SPECIFIED, MATERIAL FINISH, CUSTOMER DRAWING, SCALE, SHEET 1 OF 2, REV A2.



THIS DRAWING IS A CONTROLLED DOCUMENT.		DIN R. KNEPPER 6/22/00	Tyco Electronics Corporation Harrisburg, PA 17105-3608	
DIMENSIONS: INCHES		CHK C. FRISMAN 6/22/00	NAME: END FEED HINGE BAR APPLICATOR	
TOLERANCES UNLESS OTHERWISE SPECIFIED:		APVD T. ELBIN 6/22/00	APPLICATION SPEC: -	
0. PLC ± .005		SIZE: A1		
1. PLC ± .005		CAGE CODE: 00779		
2. PLC ± .005		DRAWING NO: 1385157		
3. PLC ± .005		RESTRICTED TO: -		
4. PLC ± .005		WEIGHT: -		
ANGLES ± .005		CUSTOMER DRAWING: -		
MATERIAL: -		SCALE: -		
FINISH: -		SHEET 2 OF 2		
		REV A2		