

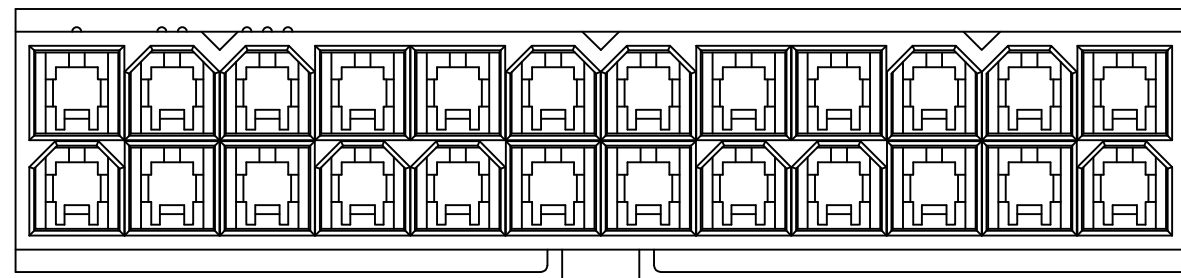
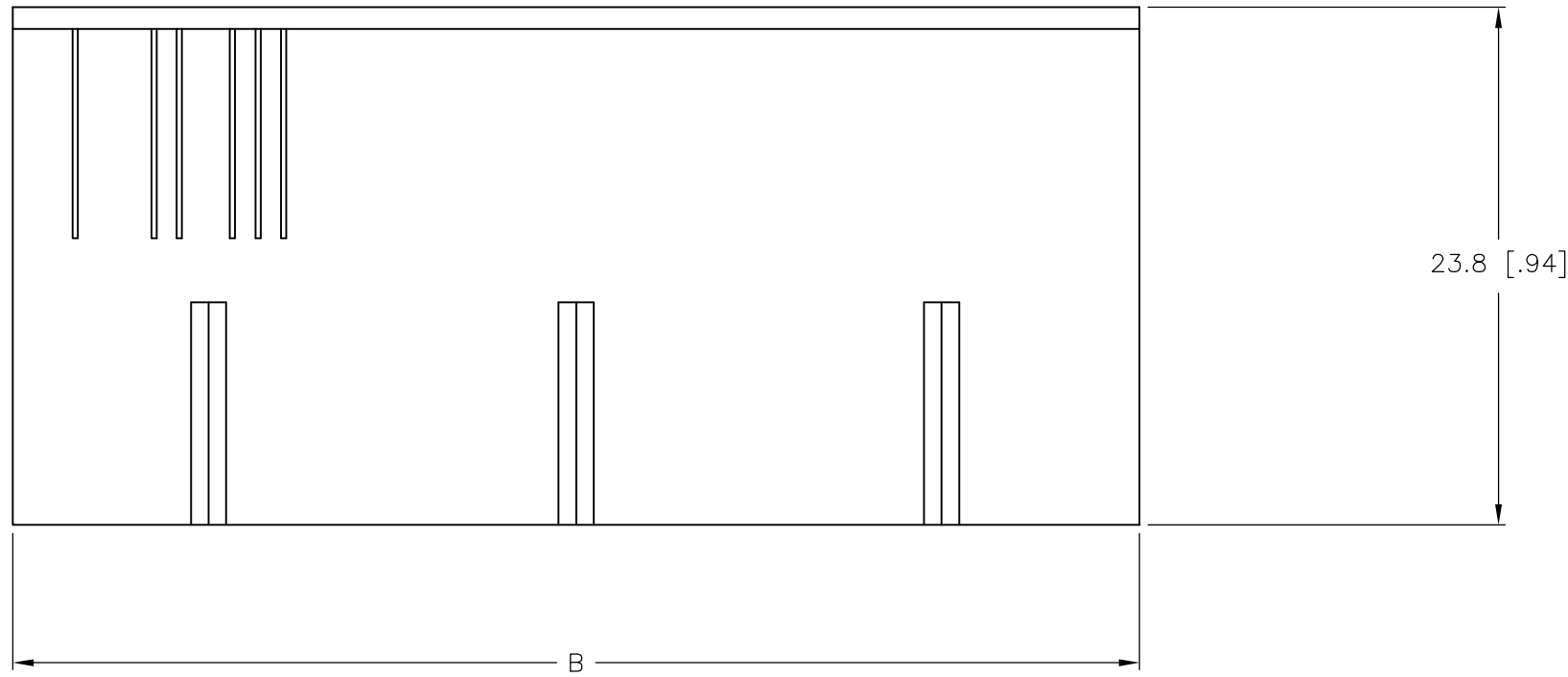
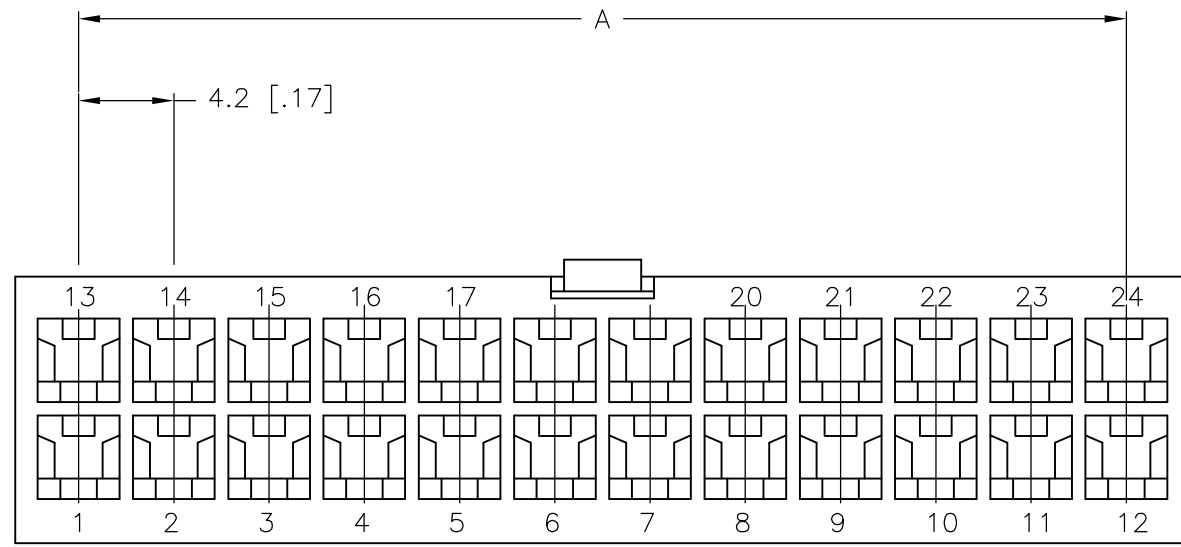
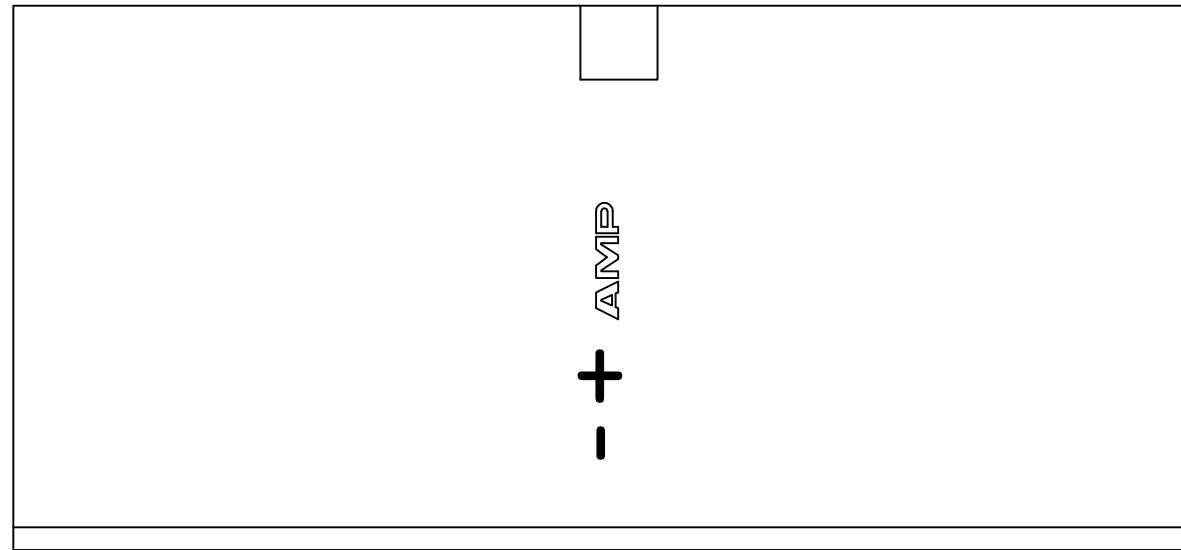


THIS DRAWING IS UNPUBLISHED. RELEASED FOR PUBLICATION
 © COPYRIGHT BY TYCO ELECTRONICS CORPORATION. ALL RIGHTS RESERVED.

LOC		DIST		REVISIONS			
P	LTR	DESCRIPTION		DATE	DWN	APVD	
B		REVISED PER ECO-08-006965		25MAR08	HMR	CC	



1 NYLON, UL94V-2, BLACK.

51.6	46.2	24	2-2029027-4
47.4	42.0	22	2-2029027-2
43.2	37.8	20	2-2029027-0
39.0	33.6	18	1-2029027-8
34.8	29.4	16	1-2029027-6
30.6	25.2	14	1-2029027-4
26.4	21.0	12	1-2029027-2
22.2	16.8	10	1-2029027-0
18.0	12.6	8	2029027-8
13.8	8.4	6	2029027-6
9.6	4.2	4	2029027-4
5.4	--	2	2029027-2
DIM B	DIM A	POS	PART NUMBER

METRIC

THIS DRAWING IS A CONTROLLED DOCUMENT.

DIMENSIONS: mm [INCHES]	TOLERANCES UNLESS OTHERWISE SPECIFIED: 0 PLC ± 1 PLC ± 0.4 [0.02] 2 PLC ± 0.25 [0.010] 3 PLC ± 0.150 [0.0059] 4 PLC ± ANGLES ± FINISH	DWN K. WHITAKER 03DEC2007	CHK C. CASH 03DEC2007	APVD C. CASH 03DEC2007	NAME Tyco Electronics Corporation Harrisburg, PA 17105-3608
MATERIAL 1	FINISH	APPLICATION SPEC		WEIGHT	SIZE A2
CUSTOMER DRAWING		CAGE CODE 00779		DRAWING NO C=2029027	RESTRICTED TO -
		SCALE 3:1		SHEET 1 of 1	REV B