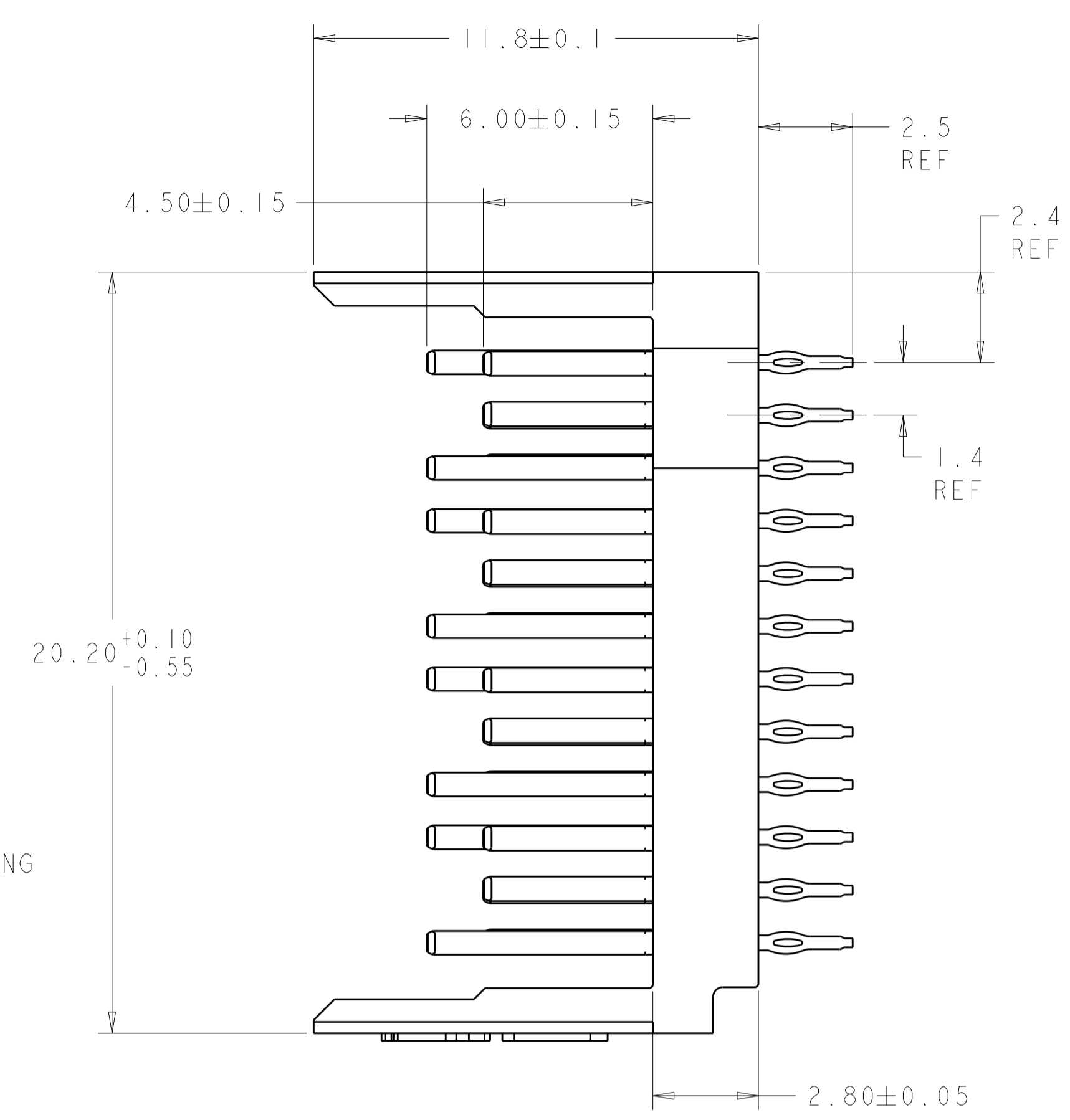
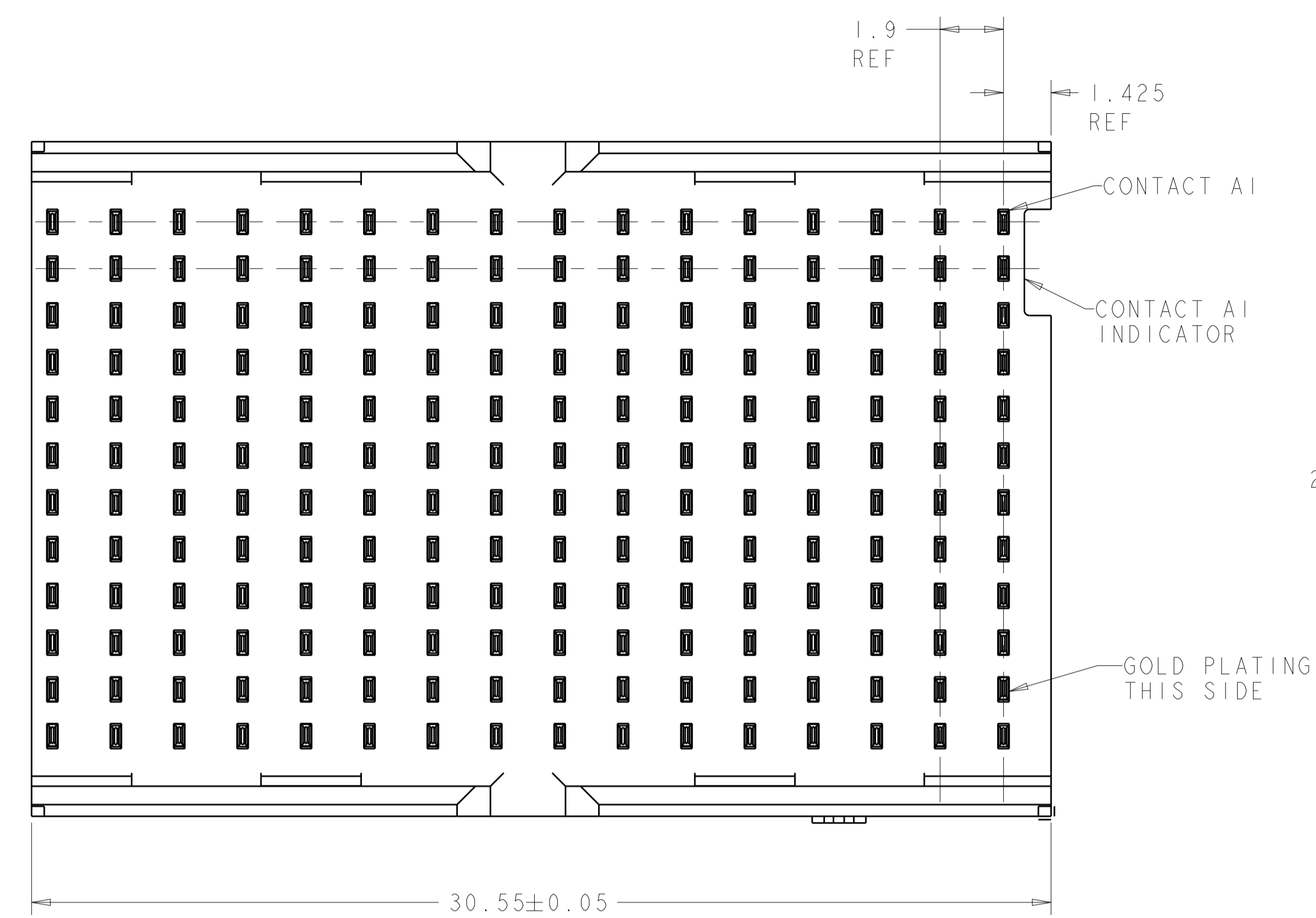
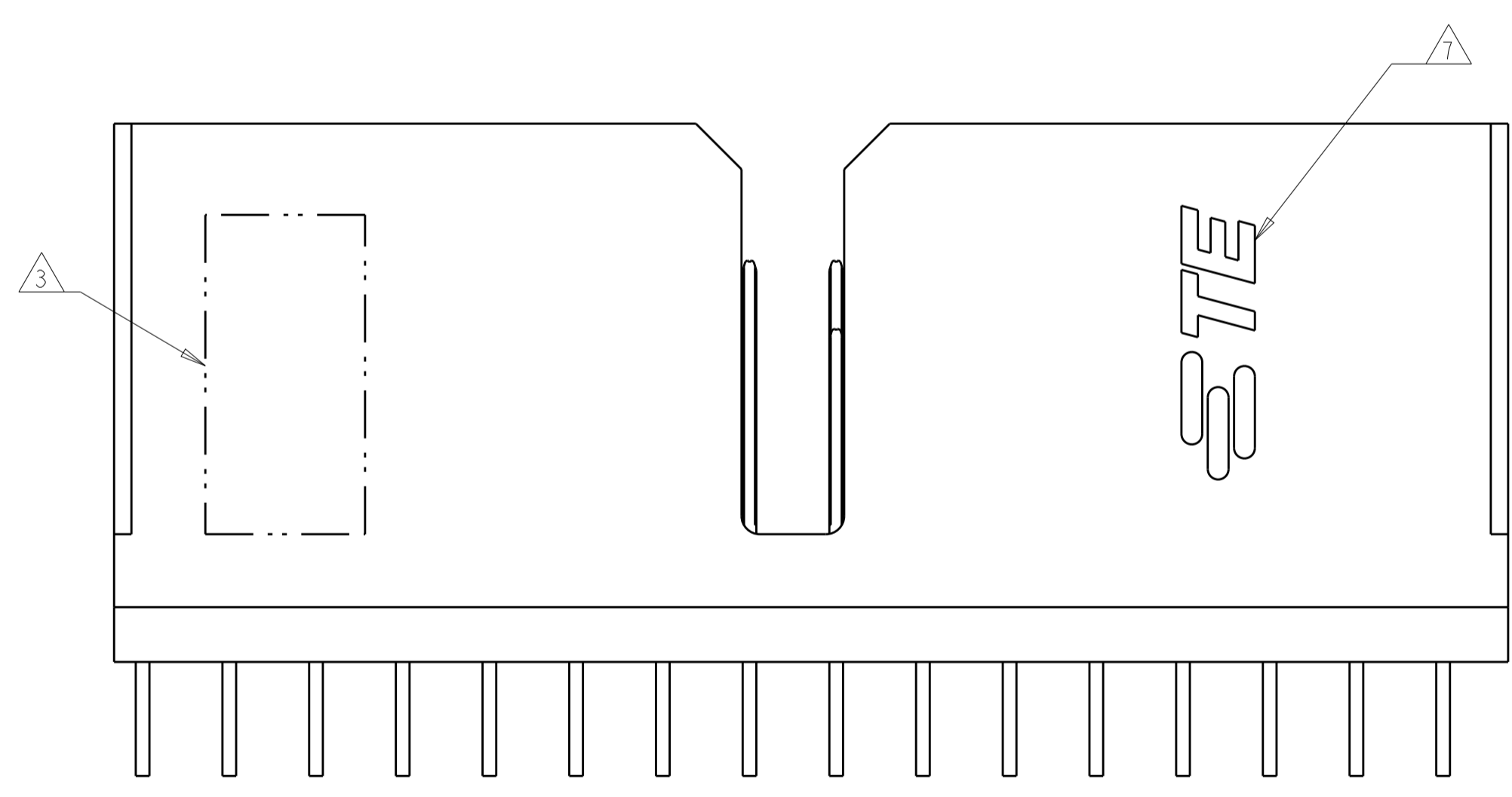


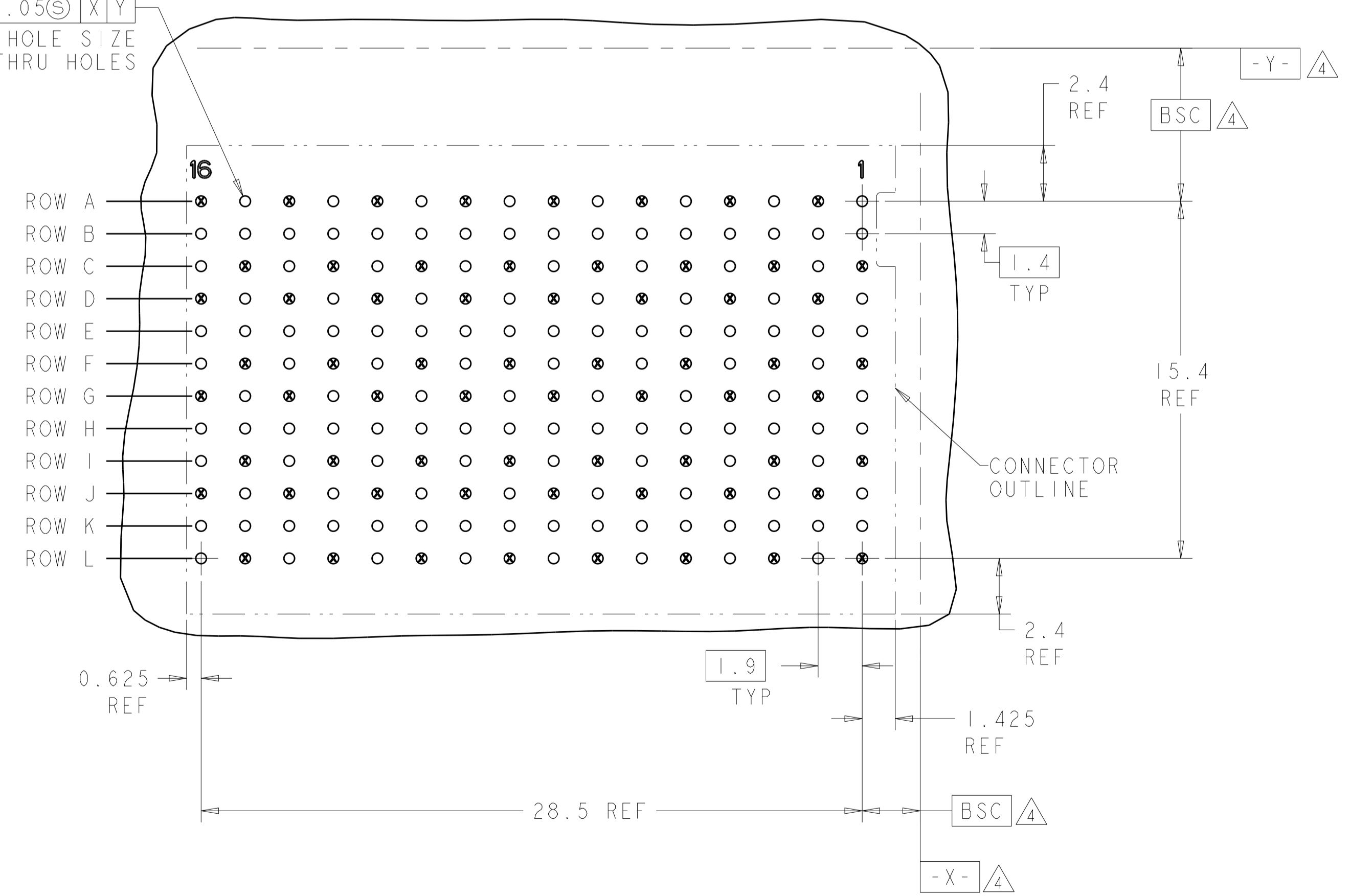
LOC	DIST	REVISIONS			
GP	00	REV	DATE	BY	CHK
F		REVISED PER ECO-13-010626	31JUL2013	KH	RP
G		REVISED PER ECO-19-009248	04JUL2019	AP	SY



- 1 MATERIAL:
CONTACT - PHOS BRONZE
HOUSING - LCP, UL 94V-0, COLOR - BLACK
- 2 FINISH:
CONTACT AREA FINISH CONFORMS TO THE REQUIREMENTS OF TE PRODUCT SPECIFICATION 108-2303; BASED ON TELCORDIA GR-1217-CORE FOR SYSTEM QUALITY LEVEL III, APPLICATIONS IN CONTROLLED ENVIRONMENTS (CENTRAL OFFICE).
COMPLIANT PIN AREA- 0.5µm MIN MATTE TIN OVER 1.27µm MIN NICKEL.
- 3 CONNECTOR MARKED WITH PART NUMBER, DATE CODE AND STANDARD IN APPROXIMATE AREA SHOWN
- 4 DATUMS AND BASIC DIMENSIONS ESTABLISHED BY CUSTOMER.
- 5. CONTACT AREA LUBRICATED WITH BELLCORE APPROVED LUBRICANT. TECHNICAL REFERENCE GR-1217-CORE, ISSUE 1, NOVEMBER 1995.
- 6 REFERENCE APPLICATION SPEC 114-13202 FOR RECOMMENDED PLATED THRU HOLE DIAMETER AND PLATING THICKNESSES
- 7 SHOWN LOGO OR OTHER TE OWNED LOGOS IN APPROXIMATE AREA.



6 \oplus \ominus $\varnothing 0.05$ X Y
 FINISHED HOLE SIZE AND PLATED THRU HOLES



○ = SIGNAL
 ⊗ = GROUND
 RECOMMENDED PC BOARD LAYOUT BACKPLANE, COMPONENT SIDE SHOWN
 SCALE 6:1

1934315-1
 PART NUMBER

THIS DRAWING IS A CONTROLLED DOCUMENT.		OWN: B. MCMASTER 14JUN2007	TE Connectivity
DIMENSIONS: mm		CHK: W. DAVIS 14JUN2007	
TOLERANCES UNLESS OTHERWISE SPECIFIED:		APVD: W. DAVIS 14JUN2007	NAME: HEADER ASSEMBLY, OPEN ENDED, 4 PAIR 16 COLUMN TinMan
0 PLC ±	1 PLC ±	PRODUCT SPEC	SIZE: A1
2 PLC ±	3 PLC ±	APPLICATION SPEC	CAGE CODE: 1934315
4 PLC ±	ANGLES ±	WEIGHT	DRAWING NO: 1934315
MATERIAL	FINISH	CUSTOMER DRAWING	RESTRICTED TO
SCALE 8:1		SHEET 1 OF 1	REV G