

XUK9LAPSM12

Photoelectric sensors XU, photo electric laser sensor, XUK, polarised reflex, Sn 14 m, 10...30 VDC, M12



Main

Range of Product	Telemecanique Photoelectric sensors XU
Series name	Application assembly Application material handling
Electronic sensor type	Photo-electric sensor
Sensor name	XUK
Sensor design	Compact 50 x 50
Detection system	Polarised reflex
Material	Plastic
Type of output signal	Discrete
Supply circuit type	DC
Wiring Technique	4-wire
Discrete output type	PNP
Discrete output function	1 NO or 1 NC programmable
Electrical connection	1 male connector M12, 4 pins
Product Specific Application	-
Emission	Red laser polarised reflex class 1
[Sn] nominal sensing distance	39.37 ft (12 m) polarised reflex need reflector XUZC50HP

Complementary

Enclosure Material	ABS/PC
Lens material	PMMA
Maximum sensing distance	45.93 ft (14 m) polarised reflex need reflector XUZC50HP
Output Type	Solid state
Status LED	1 LED yellow)output state 1 LED green/yellow)supply on/output state
[Us] rated supply voltage	24 V DC reverse polarity protection
Supply voltage limits	10...30 V DC
Switching capacity in mA	<= 100 mA overload and short-circuit protection)
Switching frequency	<= 2000 Hz
Maximum voltage drop	<2 V
Current consumption	<= 60 mA no-load
Maximum delay first up	300 ms
Maximum delay response	2 ms
Maximum delay recovery	2 ms
Setting-up	Using teach button or remote teaching
Depth	1.97 in (50 mm)
Height	1.97 in (50 mm)
Width	0.91 in (23 mm)
Net Weight	0.08 lb(US) (0.035 kg)

The information provided in this documentation contains general descriptions and/or technical characteristics of the performance of the products contained herein. This documentation is not intended as a substitute for and is not to be used for determining suitability or reliability of these products for specific user applications. It is the duty of any such user or integrator to perform the appropriate and complete risk analysis, evaluation and testing of the products with respect to the relevant specific application or use thereof. Neither Schneider Electric Industries SAS nor any of its affiliates or subsidiaries shall be responsible or liable for misuse of the information contained herein.

Environment

Product Certifications	Ecolab CE cULus
Ambient air temperature for operation	-4...140 °F (-20...60 °C) -4...122 °F (-20...50 °C)
Ambient Air Temperature for Storage	-4...176 °F (-20...80 °C)
Vibration resistance	7 gn +/- 1.5 mm 10...55 Hz) IEC 60068-2-6
Shock resistance	30 gn 11 ms) IEC 60068-2-27
IP degree of protection	IP67 IEC 60529 IP69K DIN 40050




Ordering and shipping details

Category	22481 - SENSORS, PHOTOELECTRIC
Discount Schedule	DS2
GTIN	3389119077569
Nbr. of units in pkg.	1
Package weight(Lbs)	1.69 oz (48 g)
Returnability	No
Country of origin	DE

Packing Units

Unit Type of Package 1	PCE
Package 1 Height	1.10 in (2.8 cm)
Package 1 width	3.54 in (9 cm)
Package 1 Length	2.36 in (6 cm)
Unit Type of Package 2	S01
Number of Units in Package 2	28
Package 2 Weight	3.81 lb(US) (1.729 kg)
Package 2 Height	5.91 in (15 cm)
Package 2 width	5.91 in (15 cm)
Package 2 Length	15.75 in (40 cm)

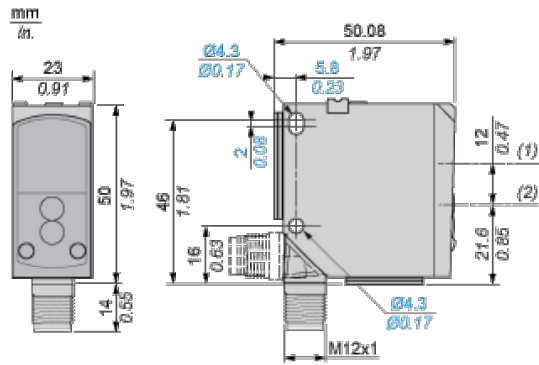
Offer Sustainability

California proposition 65	WARNING: This product can expose you to chemicals including: Diisononyl phthalate (DINP), which is known to the State of California to cause cancer, and Di-isodecyl phthalate (DIDP), which is known to the State of California to cause birth defects or other reproductive harm. For more information go to www.P65Warnings.ca.gov
REACH Regulation	 REACH Declaration
EU RoHS Directive	Pro-active compliance (Product out of EU RoHS legal scope)  EU RoHS Declaration
Mercury free	Yes
RoHS exemption information	 Yes

Contractual warranty

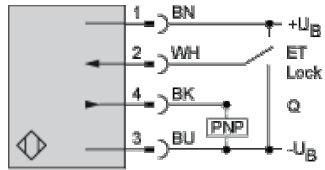
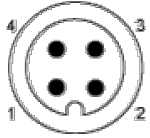
Warranty	18 months
----------	-----------

Dimensions



- (1) Receiver optical axis
- (2) Transmitter optical axis

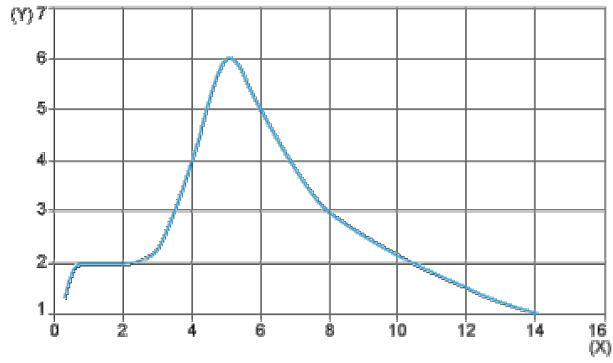
Wiring Schemes Using M12 Connector



- 1 : (+)
- 2 : ET/Lock (1)
- 3 : (-)
- 4 : Output
- BN : Brown
- WH : White
- BU : Blue
- BK : Black
- +UB : External teach
- UB : Pushbutton locking
- (1) ET/Lock. ET: External Teach, Lock: Pushbutton locking

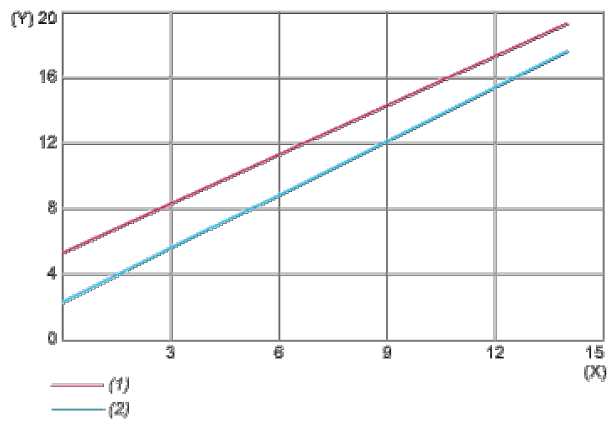
Curves

Excess Gain Curve



(X) Distance (m)
(Y) Gain

Size of Luminous Point



(X) Distance (m)
(Y) Size (mm)
(1) Vertical (Y)
(2) Horizontal (X)