

PEX 8112

ExpressLane™ PCI Express to PCI Bridge



Key Features

- General Features
 - Forward and Reverse bridging
 - 144-ball BGA package with standard 1.0 mm pitch (13mm x 13mm)
 - Low power – 400 milliwatts
 - EEPROM configuration option with SPI
 - Internal 8Kbyte shared RAM
 - 1.5 V core supply voltage
 - JTAG
 - Four (4) GPIO pins for maximum design flexibility
 - Extensive PME support including D0 and D0Active, D1, D2 and D3Hot and D3Cold
 - Leaded and Lead-free standard pitch packaging available
 - Lead-free fine pitch packaging only
 - Industrial Temperature: -40 to +85°C

Reversible Bridge in a Tiny Package

The Broadcom® PEX 8112 bridge enables designers to migrate legacy PCI bus interfaces to the new advanced serial PCI Express. This is ideal for including existing PCI ICs on a PCI Express Adapter Board, such as the new ExpressCard or AdvancedMC standards. The 13mm x 13mm standard BGA package offerings makes the PEX 8112 bridge well suited for applications where board real estate is at a premium. With its low power 0.15 micron CMOS design, the PEX 8112 consumes only about 400 mW of power.

Forward and Reverse Bridging

The PEX 8112 supports forward and reverse bridging as defined by the PCI Express-to-PCI/PCI-X Bridge Specification 1.0. In forward mode, the bridge allows legacy PCI chips and adapters to be used with new PCI Express processor systems. Reverse bridge operation allows conventional PCI processors and chipsets to configure and control advanced PCI Express switches and endpoints. The reverse PEX 8112 not only allows complete configuration of a downstream PCI Express system from the PCI bus, but it also handles limited PCI Express root functions for reverse interrupt and Power Management Events.

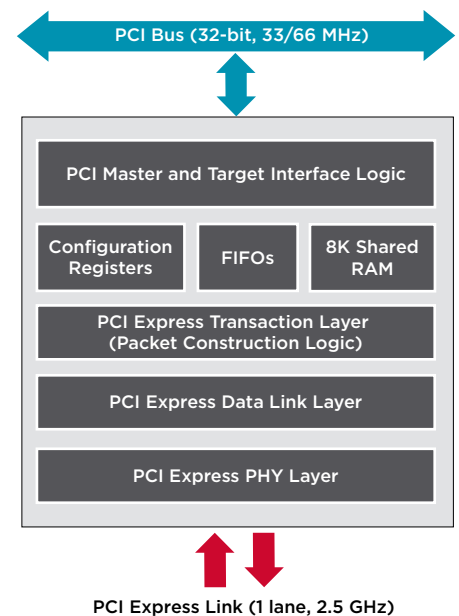
Block Diagram

The PEX 8112 is equipped with a standard PCI Express port that operates as a single, x1 link with a maximum of 250 Megabytes per second of throughput per transmit and receive direction. The single 2.5 Gbps integrated SerDes delivers the highest bandwidth with the lowest possible pin count using LVDS technology.

The PEX 8112 has a single parallel bus segment supporting the PCI v.3.0 protocol, and a 32-bit wide parallel data path running up to 66MHz.

The device supports internal queues with flow control features to optimize throughput and traffic flow.

Figure 1. PEX 8112 Block Diagram



Key Features (con't)

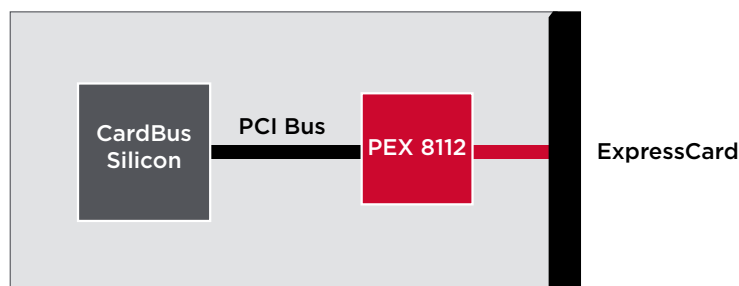
- Integrated PCI Express Interface
 - PCI Express Base 1.0a compliant
 - x1 Link, dual-simplex, 2.5 Gbps per direction
 - One virtual channel
 - Automatic LVDS polarity reversal
 - 128 byte maximum payload size
 - Link CRC
 - Link power management
 - Flow control buffering
 - PCI Express transaction queues for eight (8) outstanding TLPs
- PCI Interface
 - PCI v.3.0: 32 bits, up to 66 MHz
 - PCI Power Management 1.1
 - Internal arbiter supports up to 4 external masters; REQ#/GNT# signals
 - 3.3V I/O and 5V tolerant PCI
 - Message Signal Interrupt (MSI) support
 - Provides PCI clock output
 - Four mailbox registers for messaging
 - VGA and ISA Enable registers for legacy operation

Design Applications

ExpressCard™ Adapter – Forward Bridge

The PEX 8112 can be used to quickly upgrade legacy PCI adapter board designs to be compatible with PCI Express standard interface slots. In Figure 2, an existing CardBus IC is converted for use on an ExpressCard with the addition of the single-chip PEX 8112.

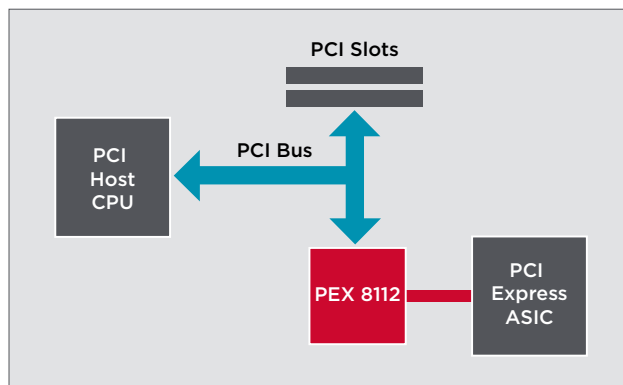
Figure 2: Forward Bridge in ExpressCard



Embedded Host Platform – Reverse Bridge

The PEX 8112 supports Reverse bridging, enabling designers to utilize the latest PCI Express silicon with widely entrenched PCI host systems. Reverse bridging allows the host processor to reside on the PCI bus; the PEX 8112 will accept configuration cycles from the PCI side and manage the PCI Express interface as a secondary entity within the PCI software model as in Figure 3.

Figure 3: Reverse Bridge with PCI CPU



Product Ordering Information

Part Number	Description
PEX8112-AA66BI	PCI Express to PCI Bridge, Standard-Pitch BGA Package, Leaded
PEX8112-AA66BI F	PCI Express to PCI Bridge, Standard-Pitch BGA Package, Lead Free